

LESSON



A Floating Zoo

WORSHIP

We praise God for His loving care.

References

Genesis 7:6–24; 8:1–12; *Patriarch and Prophets*, p. 105.

Memory Verse

“Great is the LORD, and most worthy of praise” (Psalm 48:1, NIV).

Objectives

The children will:

Know that God was with Noah and his family.

Feel that they can trust God today to be with us always.

Respond by praising and thanking God for being with us.

The Message



We thank God for keeping His promises.

Getting Ready to Teach

The Bible Lesson at a Glance

God shuts the ark’s door. Noah’s family and the animals are safe inside. After seven days it starts to rain, and rains for 40 days. When the rain stops, Noah releases a raven, then a dove three different times. When the dove does not return after its third flight, Noah knows that things are growing again. God has kept His promise.

This is a lesson about worship.

God is so good to us! And He keeps His promises. We worship Him when we thank Him for taking care of us. Each morning and evening we worship God

as we thank Him for taking care of us throughout the day. God’s way of saving is the only way. He has saved us; He is saving us; He will save us. That is His great promise to us.

Teacher Enrichment

“Those who had slighted the warning of Noah, and ridiculed that faithful preacher of righteousness, repented too late of their unbelief. The ark was severely rocked and tossed about. The beasts within expressed, by their varied noises, the wildest terror, yet amid all the warring of the elements, the surging of the waters, and the hurling

SEVEN

Program Outline			
LESSON SECTION	MINUTES	ACTIVITIES	MATERIALS NEEDED
Welcome	ongoing	Greet students at door; hear pleased/troubled	
1 Readiness Activities	up to 10	A. <i>Clay Boat</i> B. <i>Are You Afraid?</i> C. <i>Making Thunder</i> D. <i>Making Lightning</i>	play dough or modeling clay (for recipe see p. 140); basin of water mirror pots, pans, sticks, or any other items to make noise play dough or clay, paper clip, balloon, article of wool fabric
* Prayer and Praise*	up to 10	See page 76. *Prayer and Praise may be used at any time during the program.	
2 Bible Lesson	up to 20		space to represent ark, window made from cardboard box, clock, calendar, stuffed black bird or black cloth, stuffed gray or white bird or white cloth, twig with leaves
		Bible Study	Bible
		Memory Verse	Bible, praise instruments
3 Applying the Lesson	up to 15		box wrapped as Christmas present, birthday candle, sweet treat
4 Sharing the Lesson	up to 15		heavyweight drawing paper, art supplies

about of trees and rocks, the ark rode safely. Angels that excel in strength guided the ark and preserved it from harm. Every moment during that frightful storm of forty days and forty nights the preservation of the ark was a miracle of almighty power" (*The Spirit of Prophecy*, vol. 1, p. 75).

Room Decorations

If you made an ark, add a window. If you didn't make an ark, create a window by cutting a frame out of a cardboard box. Include it in the area you have designated as the ark and place it where you can open and close it during the lesson story.

Teaching the Lesson

Welcome

Welcome students at the door. Ask how their week has been—what they are pleased/troubled about. Ask if they have anything they want to share about last week's lesson study. Did they help at home last week? Have them begin the Readiness Activity of your choice.



Readiness Activities

Select the activity or activities that are most appropriate for your situation.

A. Clay Boat

You Need:

- play dough or modeling clay (see p. 140 for play dough recipe)
- a bowl, basin, or bucket of water

Give each child a piece of play dough or clay and ask them to make a boat. Test the seaworthiness of each boat by placing it in the bowl or basin of water. If anyone makes a boat that will float, gently tip the bowl from side to side to see if the boat can withstand waves. If no boat floats, show how to make a flat-bottomed boat that will float.

Debriefing

Allow response time as you ask: **How hard was it to make your boat float? What do you think it would be like to make a boat float during a storm? Our lesson today is about a special boat called an ark. God and his angels watched over the ark and everyone in it during a big storm. Isn't our God wonderful?**



We thank God for keeping His promises.

Say that with me.

B. Are You Afraid?

You Need:

- a mirror

Ask the children to make their scariest face in the mirror. Then ask them to name things they may think are scary. Ask: **Can you think of anything else that would scare you?** (Most children are afraid of being lost in a public place, such as a store or park, or afraid of being left alone.)

Debriefing

Allow response time after each question. Ask: **How would you like to be in a boat with wild animals? Do you think you would be afraid of the animals? Would you be afraid of the thunder and lightning? What can we do when we are afraid?** (We can pray.) **God has promised to be with us every day, and He keeps His promises.**



We thank God for keeping His promises.

C. Making Thunder

Note: This activity is well suited to the outdoors.

Provide the children with the noisemakers. Say: **When I raise my hand, it will be a sign that it is time for you to stop making the noise you are making.** Ask: **What do you think it sounds like in a boat when it rains?** Encourage the children to make gentle pitter-patter sounds by clapping their hands. Ask: **What do you think it sounds like when the wind begins to blow?** Encourage the children to blow like the wind. Ask: **What do you think it sounds like when it rains really hard?** Encourage the sound of harder rain by clapping louder and slapping thighs. Ask: **What do you think it sounds like when it thunders?** Allow the children to bang the pots and pans.

You Need:

- pots, pans, wooden spoons, sticks or anything else to make noise

Debriefing

Allow response time as you say, **Noah was in the ark during a big storm. How do you think he felt when he heard all that noise? Do you think he was afraid? Who is with us when we are afraid?** (God) **Do we have to worry when God is with us?** (No)



We thank God for keeping His promises.

Say that with me.

D. Making Lightning

Create an ark from modeling clay or play dough. Insert a paper clip somewhere where it will stick out of the ark. Blow up the balloon and tie it off. Rub the balloon against a wool sweater or other piece of wool fabric for about 30 seconds. Hold the balloon close to the paper clip, but do not let it touch. This will create a spark which jumps between the two. This works best in low humidity in a dark place. (See page 140 for play dough recipe.)

Debriefing

Allow response time as you ask: **How do you think Noah felt when he was in the ark and saw the lightning outside? Do you think he was afraid? Who is with us during bad storms?** (God)



We thank God for keeping His promises.

Say that with me.

You Need:

- clay or play dough (see p. 140 for recipe)
- paper clip
- balloon
- wool fabric



NOTE: Prayer and Praise appears on page 76.

2

Bible Lesson

Experiencing the Story

Place the "ark" somewhere near your ark space where you can reach it while telling the story.

You Need:

- large ark prop or space designated as the ark*
- cardboard box with "window" cut
- calendar
- clock
- raven prop (stuffed black bird or black mask or black cloth)
- a dove prop (either a stuffed white or gray bird or a white or gray mask or a piece of white or gray cloth)
- twig with green leaf

God sent an angel to shut the door of the ark. (*Say: Help me make the noise of a heavy door shutting.*) The animals and Noah and his family were safely inside. But nothing happened right away. Noah and his family and the animals sat inside the ark all day. Nothing happened the next day, either. Or the next.

But God had promised that a flood was coming. And finally, after one, two . . . (*have the children count the days to the seventh*) . . . seven days the rain began to fall. It rained all day, every day. (*Bring out a clock and move the hands around twice to show a day.*)

First the rain covered the flat land, then the trees, then the mountains, and finally it covered the whole earth. It rained for 40 days. (*Count 40 days on a calendar or invite four children to hold up their fingers as you count them.*)

Noah and his family thanked God for taking care of them. They may have sang songs each morning to praise God for taking care of them (*sing a praise song here*).

As the ark floated on the water it swayed from side to side. (*Have the children sway from side to side.*) That might have made it difficult to move around at times.

Finally the rain stopped. Everything was quiet. Still the ark floated on the water for a long, long time.

Slowly the water began to go down. One day the ark stopped on the side of a mountain. Noah and his family peeked out of the window. (*Use the window you made.*)

They waited and waited and waited. After many days Noah took a raven and let it go out through the window. (*Hand the black bird out through the window to an adult helper, or allow one of the children to be a bird using either a black mask or a piece of black cloth held in the hands behind the back to imitate wings. Let the child fly out of the ark and fly around before returning to his/her seat.*) The raven flew around, going back and forth, until the waters dried up. Then Noah sent out a dove. (*Repeat the raven activity with the dove prop except that the dove will return to the ark.*) But the dove couldn't find dry land so it came back to the ark. Noah waited seven more days and sent out the dove again. (*Repeat the dove activity. This time have an adult helper give the dove the small twig.*) This time the dove came back with an olive branch in its beak. Everyone was so excited! Soon they would all be able to get out and move around. After seven more days (*count from one to seven or use the calendar to count seven days*) Noah let the dove out again. (*Repeat the dove activity except this time the dove does not return.*) This time it didn't come back, and Noah and his family knew that soon they would be leaving the ark. Their long trip was over. God had been with them through the Flood. God promises to be with us all the time. We can trust God to be with us.

*Arrange chairs, tables, benches or any other furniture to designate a space as the ark or simply mark an "ark" on the floor with chalk or tape.

Remember:

We thank God for keeping His promises.

Say that with me.

Debriefing

Allow response time after each question. Ask: **What do you think it was like to be shut in with all the animals? Would it have been nice in the ark, or was it smelly? How do you think everyone felt when the dove came back with the olive branch? Who was with the people and animals through the long storm? Who is with us today?**



We thank God for keeping His promises.

Say that with me.

Bible Study**You Need:**

- Bible

Open your Bible to Genesis 7. Point to chapters 7 and 8 and say: **This is where**

today's Bible story is found in God's Word, the Bible. Read selected verses aloud, paraphrasing as necessary. Ask: **Who were the people in the ark? How long did it rain? Who**

watched over Noah and the animals? Who watches over you? Let's remember:



We thank God for keeping His promises.

Say that with me.

Memory Verse

Open your Bible to Psalm 48:1 and point to the verse. Say: **This is where our memory verse for today is found in God's Word, the Bible.** Read the verse aloud ("**Great is the LORD, and most worthy of praise**"), then divide the group in half and distribute praise instruments. While one group says half of the verse,

You Need:

- Bible
 praise instruments

"Great is the LORD"

let the other group play the praise instruments. Switch roles and have the "speaking" group say

"and most worthy of praise."

Then everyone says, **Psalm 48:1.**

Repeat, changing roles from time to time, until the children know the verse.

Option: You can also sing "My God Is So Great" (*Little Voices Praise Him*, no. 112).

PRAYER AND PRAISE



Fellowship

Report the children's joys and sorrows (pleased and troubled) as reported to you at the door (as appropriate). Give a special warm greeting to visitors and introduce each by name. Acknowledge birthdays or special events.

Suggested Songs

"Arky, Arky" (*Little Voices Praise Him*, no. 212)

"Come Praise the Lord" (*Little Voices Praise Him*, no. 211)

"My God Is So Great" (*Little Voices Praise Him*, no. 112)

"Jesus Cares for Me" (*Little Voices Praise Him*, no. 100)

"Noah Built a Great Big Boat" (*Little Voices Praise Him*, no. 58)

Mission

Say: **God loves each of us. He loves** [name each child]. **It makes Him so happy when we come to His special meeting place each Sabbath to learn about Him. There are many boys and girls who don't know anything about Jesus, and today's mission story is about someone whom Jesus took care of or say something that is relevant to the story.** Use a story from *Children's Mission*.

Offering

Say: **Our offerings go to help start new Sabbath schools where boys and girls can learn about Jesus and sing praises to Him.**

Prayer

Ask the children if they can remember a promise God has made to us. Prompt them if necessary. When you pray, thank God for His promises and for always keeping them.

* Prayer and Praise may be used at any time during the program.

3

Applying the Lesson

Allow response time as you ask: **Have you ever had to wait for something? What things do you have to wait for?** Show the children the Christmas present. **How long do you have to wait for Christmas?** Show the birthday candle. **Do you know what this is? How long do you have to wait for your birthday?** Show the sweet treat. **Do you ever have to wait to eat sweets until after your dinner? What else do you have to wait for?** (Summer vacation, a visit from a relative, etc.) **Is it easy to wait? Just because you don't get something**

right away, that doesn't mean you won't ever get it, does it? If your parents promise they will do something, you can believe it. But even parents sometimes break their promises. Do you know who never breaks His promises? (God) God promised to be with Noah and He was. God promises to be with us too. Remember,

You Need:

- box wrapped as a Christmas present
- birthday candle
- sweet treat



We thank God for keeping His promises.

Say that with me.

4

Sharing the Lesson

Say: **God has promised to take care of us and He uses people to help Him keep His promise. Can you think of someone who helps God by taking care of you?** (parents, grandparents, aunt, uncles, teachers, Sabbath School leaders, Pastor, doctor, firefighters, police officers, etc.) Help each child name one person who takes care of them. **Today we are going to make a thank-you card to give to someone who helps God by taking care of us.**

Help the children make simple cards to thank someone for taking care of them.

Debriefing

Say: **To whom will you give your thank-you card? Allow response time. This week share your thank-you card with your special person and tell that person you are so glad that God has sent them to take care of you. How do you think they will feel? How will you feel? Remember,**

You Need:

- heavy-weight paper
- art supplies



We thank God for keeping His promises.

Say that with me.

Closing

In your prayer, thank God for caring for us and for keeping His promises to us.

STUDENT LESSON

A Floating Zoo

References

Genesis 7:6–24;
8:1–12; *Patriarchs
and Prophets*,
p. 105

Memory Verse

“Great is the
LORD, and
most worthy of
praise” (Psalm
48:1, NIV).

The Message

We thank God
for keeping
His promises.

What do you do when it rains day after day? The Bible tells about Noah and 40 days of rain. What did Noah do?

Noah, his wife, his three sons and their wives rested safely inside the ark. So did the animals. God Himself had closed and sealed the door. For seven days they waited. And then the rain began, just as God had said it would.

Rain poured from the sky. It thundered onto the ark’s roof. But Noah and his family—the people who loved God—were safe.

The rain poured down. All day. Every day. Soon water covered all the flat land, and the ark began to float.

Still the rain poured down. All day. Every day. But everyone inside the ark was safe. Noah and his family thanked God for keeping His promise.

And still the rain poured down. All day. Every day. Noah checked on the animals often. Some snored softly in their cages. They breathed slowly, in and out, in and out. Others nibbled on the food God had told Noah to put on the ark.

“How much longer is it going to rain?” one of Noah’s sons may have asked. “It feels as if it’s been raining forever.”

Noah likely smiled. “For 40 days,” he answered. “God said it would rain for 40 days. Don’t worry. Forty days is not forever.”

And still the rain poured down. All day. Every day.

Finally water covered the tops of the very tallest mountains. No land could be seen. Then God stopped the rain. It had rained for exactly 40 days.

Slowly, slowly, the water began to go down. One day the ark settled on a mountain.


Noah waited for many, many days.

Then he sent out one of the ravens. The bird soared across the water and kept flying back and forth until the waters had dried up.

Then Noah set one of the doves free. But it couldn’t find dry land, so it flew back to the ark.

Noah waited seven more days. Then he let the dove out again and watched it fly away. Noah waited. He waited and watched. Finally the dove returned to the ark. This time it had an olive leaf in its beak. “Things are beginning to grow again!” Noah exclaimed.

Seven days later Noah set the dove free once more. This time the little bird did not return. Then Noah knew that the waters had dried up. And Noah knew that God had been with them. The Flood was over. And they were safe.



Do and Say

Sabbath

Encourage your child to share the thank-you card made in Sabbath School with someone whom God has given to take care of him or her. Or help your child make a card that says thank you to someone who takes care of them.

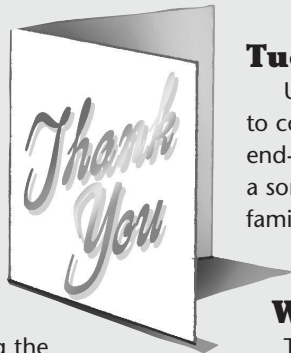
Review the memory verse, using the following actions:

Great Stretch out your arms.

is the Lord Point upward.

and most worthy of praise. . . Lift up hands in praise.

Psalm 48:1 Palms together, then open.



Tuesday

Use pebbles, dried beans, or similar objects to count the 40 days it rained. Place the objects end-to-end to show that it rained for many days. Sing a song about rain. Thank God for taking care of your family on rainy days.

Wednesday

Talk about promises. Make a promise to do something together later today. When done, ask who kept a promise today. Help your child understand that God keeps His promises to watch over us every day. Thank God for keeping His promises. Say the memory verse together.

Sunday

Together read the lesson story from Genesis 7:17–20; 8:1, 6–12 so your child will know it is recorded in the Bible.

Make a weather calendar for the week. Start with today. According to the weather, add a sun, a raindrop, or a cloud to the square for each day.


Monday

Review the lesson story. Ask: What would it have been like to live in the ark? How do you think Noah and his family felt when the rain stopped? How would you have felt when the dove came back with a fresh olive leaf? What did God promise Noah? Did God keep His promise?

If possible, plan a trip to an aviary this week. Say the memory verse together.

Thursday

Put some crumbs or seeds outside near a window and watch the birds come and eat. (You may have to chase away the squirrels.) How many birds did you see? What colors were they? Say the memory verse together, then thank God for the birds.



Friday

Act out being inside the ark while it rained. What would you do for 40 days? Pick some ideas and do them together.

Sing a song about rain. Thank God for keeping His promises. Have your child say the memory verse to the family.