



REFERENCES: GENESIS 14; PATRIARCHS AND PROPHETS, PP. 134–136.

# Abram to the Rescue

Who helps you when you are in trouble or afraid? Abram helped Lot when some enemies captured him. It may have happened like this . . .



Abram sat near the door to his tent, enjoying the fresh breeze. Suddenly he stood up and put his hand above his eyes to shade the sun.

He could see a man running toward him. Abram walked out to meet him.

“Oh, Abram,” the man panted. “There’s been a great battle. The king of Sodom and four other kings went to war against their

enemies.” The man took more deep breaths.

Abram looked worried. His nephew, Lot, lived in Sodom. “What happened?” Abram asked.

“The king of Sodom and the four other kings lost the battle. The enemy kings captured Sodom and another city. They carried away all the food and the gold and the animals and the people. They took your nephew, Lot, and his family.”

“You rest here,” Abram said, then went to pray. He asked God to guide him.



## Memory Verse

“I will accept  
nothing  
belonging  
to you.”

GENESIS 14:23, NIV.

## The Message

We serve others  
out of love.

Soon after, Abram gathered his soldiers and told them his plan. Three neighbors and their men joined him. They would find the enemy kings and follow them. But they would wait to attack until the enemy had made camp for the night.

That night they surprised the enemy kings. The startled enemy kings ran away, leaving behind the gold, the food, the animals, and the people.

“Oh, Uncle,” exclaimed Lot when he saw Abram, “I am so glad to see you!”

“Let’s go home,” Abram said. So the people gathered the gold and the food and the animals, and followed Abram. Abram had won the battle, and that gave him the right to keep those people and all their things if he wanted to.


As they neared Lot’s home, two men came out to meet them. Melchizedek, the king of a city named Salem and a priest of God, brought food to Abram and his men. He blessed Abram and said, “God Most High delivered your enemies into your hand.”

Abram knew that God had won the victory for him. He was so grateful that he gave God’s tithe—one of every 10 animals and pieces of gold—to Melchizedek, God’s priest.

The other man, the king of Sodom, said to Abram, “Give me back the people, and keep everything else for yourself.” He knew they should all belong to Abram because Abram won the battle.

But Abram didn’t want anything. “I didn’t go to battle to get rich,” he said. “And I will accept nothing.” Abram asked just for the food his men had already eaten, and for shares for the three neighbors who helped him. Abram was happy to serve others out of love.

We can serve others out of love too.



# Do and Say

## SABBATH

Ask your child to show the smiley face made in Sabbath School to someone and tell them about Abram. Make a plan to help that person. Encourage your child to serve without expecting or accepting anything in return.


Review the memory verse together each day. (See page 63.)

## SUNDAY

Together, read the lesson story from Genesis 14:11–24. Ask: Why did Abram go to battle? To whom should the gold and animals have belonged? Why did Abram give a tithe to Melchizedek? How much did Abram keep for himself? Why did Abram serve others?

## MONDAY

Help your child use a plain paper plate and a black marker to make two faces, a smiling face on one side and a sad face on the other. Review the story and have your child hold up the appropriate face as you read about story incidents. Who was sad? Who was happy? Sing a “happy” song before you pray.



## TUESDAY

Provide ways for your child to help others at home today without receiving


something in return. Help your child identify times others serve your family without asking for anything in return. Sing a song about helping others.

## WEDNESDAY

Help your child plan and do something special today for a friend or neighbor without expecting anything in return. When finished, ask: Why do we serve others? Whom are we like when we serve without expecting anything?

## THURSDAY

Make several piles of 10 coins, dry beans, or pebbles. Help your child take one from each pile and set it aside as tithe. Allow your child to help or watch you prepare your tithe envelope. Explain that tithe is the one tenth that belongs to God.



## FRIDAY

Use your family members to act out the Bible story. Use stuffed animals, coins, and so on, as props. Have your child say the memory verse for the rest of the family. Sing a “helping” song, then thank God for caring people.