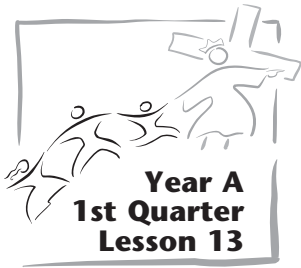


LESSON



Sarah's Special Baby

COMMUNITY

Community means loving one another.

References

Genesis 18:1–15; 21:1–7; *Patriarchs and Prophets*, pp. 145, 146.

Memory Verse

“Let us love one another, for love comes from God” (1 John 4:7, NIV).

Objectives

The children will:

Know that God kept His promise to Sarah and Abraham and gave them a son to love and care for.

Feel assured that God wants people in families to love one another and to be happy.

Respond by showing love to people in their family.

The Message



People in Christian families love each other.

Getting Ready to Teach

The Bible Lesson at a Glance

Three men visit Abraham's home and tell Abraham and Sarah that Sarah will have a baby boy “about the same time next year.” Sarah laughs because she thinks she is too old to have a baby (Genesis 18:1–12). Isaac, a baby promised by God, is born to Sarah and Abraham just as God said he would be (Genesis 21:1–7). Abraham and Sarah love the new

baby very much. This is the beginning of a big family that God promised them.

This is a lesson about community.

Just as Abraham and Sarah loved baby Isaac so much, people in families today love one another and share God's blessings and their happiness (laughter, joy) in the family and with friends (see Genesis 21:6).

THIRTEEN

Program Outline			
LESSON SECTION	MINUTES	ACTIVITIES	MATERIALS NEEDED
Welcome	ongoing	Greet students at door; hear pleased/troubled	
1 Readiness Activities	up to 10	A. <i>Who Is the Mom?</i> B. <i>Baby Care</i>	mother, grandmother, baby baby-care items, paper bag
* Prayer and Praise*	up to 10	See page 133. *Prayer and Praise may be used at any time during the program.	
2 Bible Lesson	up to 20	Experiencing the Story	two chairs; blanket; older adults in Bible-times costumes to play Abraham and Sarah; tray; fruit, bread, or other snack; baby doll in blanket
		Bible Study	Bible
		Memory Verse	Bible
3 Applying the Lesson	up to 15	<i>Love Charades</i>	slips of paper, paper bag
4 Sharing the Lesson	up to 15	<i>Thank-You Notes</i>	heavy paper or cards, art supplies

Teacher Enrichment

"From every Christian home a holy light should shine forth. Love should be revealed in action. It should flow out in all home intercourse, showing itself in thoughtful kindness, in gentle, unselfish courtesy. There are homes where this principle is carried out—homes where God is worshiped and truest love reigns. From these homes morning and evening prayer ascends to God as sweet incense, and His mercies and blessings descend upon the

suppliants like the morning dew.

"A well-ordered Christian household is a powerful argument in favor of the reality of the Christian religion—an argument that the infidel cannot gainsay. All can see that there is an influence at work in the family that affects the children, and that the God of Abraham is with them" (*Patriarchs and Prophets*, p. 144).

Room Decorations

See lesson 9.

Teaching the Lesson

Welcome

Welcome students at the door. Ask how their week has been—what they are pleased/troubled about. Ask what nice thing they were able to do for someone in their family this week. Have them begin the Readiness Activity of your choice.



Readiness Activities

Select the activity or activities that are most appropriate for your situation.

You Need:

- baby, mother, grandmother

A. Who Is the Mom?

Invite a mother with a baby and, if possible, the baby’s grandmother to visit your Sabbath School. If the baby’s grandmother is unavailable, use another older woman in church. (If you have more than one baby available, use several mother, grandmother, and baby combinations.) Ask the grandmother or older woman to carry the baby into Sabbath School. Ask the children: **Who is the mother?** If they don’t know, help them ask questions to find out. Help the children ask questions about caring for the baby. Let them take a close look at the baby and, if possible, gently touch its fingers and toes.

Debriefing

Allow response time as you ask: **Why did you think ____ was the baby’s mother? Why didn’t you think ____ could be the mother? Our Bible story today is about someone who had a baby when she was older than ____ . The baby was very special to her, and she loved the baby very much. Today’s story will help us know that**



People in Christian families love each other.

Say that with me.

B. Baby Care

You Need:

- baby-care items (diapers, bottles, powder, clothes, etc.)
- box or paper bag

Place the baby items in a box or paper bag. Invite the children to come and take the items out of the box one at a time. As they do, talk about how each item is used to care for a baby. Ask the children to name any babies in their families or any babies they know.

Debriefing

Allow response time as you ask: **Did your parents use any of these items to take care of you? Do you think they were excited when they knew you would be joining the family? How did they get ready for you? Families are very excited when a new baby is going to be born. They try very hard to take good care of the baby because**



People in Christian families love each other.

Say that with me.

PRAYER AND PRAISE



Fellowship

Report the children's joys and sorrows (pleased and troubled) as reported to you at the door (as appropriate). Give a special warm greeting to visitors and introduce each by name. Acknowledge birthdays or special events.

Suggested Songs

- "I'm So Small" (*Little Voices Praise Him*, no. 96)
- "God's Ways" (*Little Voices Praise Him*, no. 260)
- "The Friendship Clap" (*Little Voices Praise Him*, no. 255)
- "My Best Friend Is Jesus" (*Little Voices Praise Him*, no. 218)
- "Sharing Song" (*Little Voices Praise Him*, no. 279)
- "Jesus Loves Me" (*Little Voices Praise Him*, no. 102)
- "Little Feet, Be Careful" (*Little Voices Praise Him*, no. 307)

Mission

Say: **This morning we have been talking about babies. Not all babies have moms and dads who can tell them about Jesus. But Jesus wants everyone to know how much He loves them. Today we are going to hear how _____ learned how much Jesus loved them.** Use a story from *Children's Mission*.

Offering

Say: **Our offerings go to help doctors and nurses and pastors and others teach other people about Jesus and how much He loves us.**

Prayer

When you pray, thank God for the babies the children know. Encourage children with a baby brother or sister to thank God for their sibling.

*Prayer and Praise may be used at any time during the program.

2

Bible Lesson

Experiencing the Story

You Need:

- two chairs
- a blanket
- small pieces of dried fruit, crackers, etc.
- a serving tray
- Bible-times costume for adult male and female
- adult male and female
- baby doll wrapped in a blanket

Characters

- Older adult male to play Abraham
- Older adult female to play Sarah

Setting the Stage

Create a tent by placing two chairs about one yard (one meter) apart with the seats facing out. Cover with a blanket to create a simple tent. Position Sarah inside the tent so the children can't see her. Place the doll behind her.

Begin by having Abraham enter carrying a tray with small pieces of dried fruit, crackers, and so on.

Abraham: Good morning. Welcome to my home. Here, where I live, we always offer visitors something to eat. *(Abraham invites the children to come forward and sit near the front of the tent. He shows them the tray, then puts it aside.)*

Let me tell you about some other visitors we had. There were three of them. I was sitting here one day and looked up and saw them standing just over there *(he motions to where they were standing)*. I asked them to stay and eat something, and they agreed. I brought them water to wash their feet. My wife, Sarah, and the servants made the food, and I talked to them while they ate.

We had a very interesting talk! You see, Sarah and I are old. She's 90 years old. We never had any children. But one of these visitors told me that in a year's time, Sarah would have a son. Sarah was listening in the tent, just as she is now. Sarah, please tell them what happened.

Sarah *(Sarah comes out of hiding):* Well, as my husband, Abraham, said, I was inside the tent while the visitors were eating and while Abraham was talking to them. I heard the man say I was going to have a baby in about a year.

I couldn't help laughing to myself. Look at me! I'm 90 years old! I'm much too old to have a baby.

Then the man asked why I was laughing. "Is anything too hard for God?" he asked.

Well, I quit laughing in a hurry, because I knew then that that Man had to be the Lord. How else could He know my thoughts?

Well, God's promise came true, and now we have a beautiful baby son. *(Sarah reaches into the tent, picks up the doll, and shows it to the children.)* We named him Isaac, which means "he laughs." God made me laugh, and this special baby brings a lot of joy to our home. We love him so much. Abraham and I praise God for being so good to us.

Debriefing

Allow response time as you ask:
What would you think if your grandmother told you she was going to have a baby? How did Sarah feel when she heard that she was going to have a baby? Why did she laugh? Who was the visitor? How did Sarah know? Why did Abraham and Sarah name this baby Isaac? Yes, babies make us happy.



People in Christian families love each other.

Say that with me.

Bible Study**You Need:** Bible

Open your Bible to Genesis 18. Point to the verses in the chapter and say: **This is where today's story is found in God's Word, the Bible.** Read selected verses aloud, paraphrasing as necessary. Then ask: **How many visitors came to Abraham's tent?** (Three) **What did Abraham and Sarah do for them?** (They invited them to rest and to eat.) **Why did Sarah laugh when one of the visitors said she would have a baby?** (She didn't think she could have a baby because she was so old.) **What did they name the baby?** **Why?** (Isaac, which means "he laughs"; he brought them great joy.) **Do people who have babies love them?**
Remember:



People in Christian families love each other.

Say that with me.

Memory Verse

Open your Bible to 1 John 4:7 and say: **This is where we find today's memory verse in God's Word, the Bible.** Read the verse aloud, then have the children stand in a circle. Use the following actions to teach the verse.

You Need: Bible

Let us love Hug each other
one another,
for love..... Cross arms over chest.
comes from Point upward.
God.
1 John 4:7 Palms together, then open.

3

Applying the Lesson

Love Charades

You Need:

- slips of paper
- a paper bag

Prepare in advance by writing the following suggestions on slips of paper and putting them in the bag.

Suggestions:

- fix your food
- help you take a bath
- wash, dry, and fold clothes for you
- help you clean your room
- read to you
- give you hugs
- tie your shoes
- tell you about Jesus
- give you kisses
- play with you

Say: **Abraham and Sarah had wanted a baby for a long time. Do you think they loved him? Our families love us too. In my bag I have different slips of paper**

and on them I've written some things that families do to show love to each other. I'll choose a child who is sitting quietly to take a paper out of the bag. I'll whisper what it says in your ear, and then I want you to act it out without using any words. We'll see if everyone can guess what it is. Note: younger children may have trouble with the acting and may require adult help.

Debriefing

Allow response time as you ask:
Who helps you at home? Whom do you help? How do you feel when you have helped someone in your family? God gave us families to take care of us, and



People in Christian families love each other.

Say that with me.

4

Sharing the Lesson**Thank-You Notes****You Need:**

- heavy paper or cards
- art supplies

Say: **Abraham and Sarah said thank You to God for Isaac. Let's make thank-you cards for** (name the mother, grandmother, and baby) **who were with us at the beginning of our Sabbath School.** (If you didn't use this Readiness Activity, ask the children to make a thank-you card for someone who cares for them.) Distribute the supplies and assist as needed.

Debriefing

Allow response time as you say: **Be sure to give your card to the people who brought the baby to us today or someone in your family when you go home. When you say thank you to someone, how does it make you feel? How does it feel when someone says thank you to you? This week let's try to remember to say thank you for all the ways our families show us that they love us. Why? Because**



People in Christian families love each other.

Say that with me one more time.

Closing

Thank God for each family represented by name, emphasizing that God gives us families to love and care for us.

STUDENT LESSON

Sarah's Special Baby

References

Genesis 18:1–15;
21:1–7; *Patriarchs
and Prophets*,
pp. 145, 146

Memory Verse

“Let us love one
another, for
love comes
from God”
(1 John 4:7,
NIV).

The Message

People in
Christian
families love
each other.

Has something special ever happened to you? Something that you didn't know would happen? God gave Abraham and Sarah something special, and it made them very happy.

Abraham sat quietly in the shade in the front of his tent. It was too hot, especially for an old man like Abraham. He gazed out at the pastures in front of him. Why, three men were walking out there! It was much too hot for them to be out in the middle of the day!

Abraham scrambled to his feet and hurried to greet the men. “Please stay with me for a while,” he said as he bowed low before them. “I will have some water brought to wash your dusty feet. Rest under this shady tree while I get you something to eat.”

“Thank you,” answered the men. “It will be good to rest.”

Abraham hurried to Sarah and asked her to make some fresh bread. Then he told his servant to get some food ready for their visitors.

When the food was ready, Abraham served it himself. He stood nearby while the men ate. One of the men looked up at Abraham. Abraham didn't know it then, but that Man was the Lord. “Where is Sarah, your wife?” the Man asked.

“She's in the tent,” Abraham answered.

Then the Man said to Abraham, “I will be back about this time next year. By

then your wife will have a son of her very own.”

Sarah heard the Man, and she laughed! *I am 90 years old!* she thought to herself. *That's much too old to have a baby!*


Then the Lord said to Abraham, “Why did Sarah laugh? Why did she say, ‘I am too old to have a baby’? Is anything too hard for the Lord? No! I will return to you next year, and Sarah will be holding her own baby boy in her arms.”

Sarah put her hand over her mouth. How could that Man know her thoughts? There

was only one way. That Man must be the Lord!

And what the Lord promised came true. Sarah did have a baby boy. A little baby boy of her very own! When he was born, Sarah told Abraham, “I want to name this baby Isaac because that means ‘he laughs.’ The Lord has made me so happy, I want to laugh all the time,” she said with a beautiful smile. “And everyone who hears this story will laugh with me. I was much too old to have a baby!” Sarah exclaimed. “But the Lord gave me one! Praise the name of the Lord!”

It's true! The Man was right. Nothing is too hard for the Lord.



Do and Say



Sabbath

Name and count the people in your family. Help your child name two or three things each person does to show love to the others. Sing a happy family song, then thank God for a loving family.

Review the memory verse, using the motions. (See page 63 in the Bible study guide.) Say the memory verse together each day.

Sunday

Together, read the story from Genesis 18:1–15; 21:1–7. Ask: How would you feel if the Lord came to our house for a meal? Where was Sarah when she heard the Lord say that she was going to have a baby? Why did she laugh then? Why did she laugh after Isaac was born?

Sing a happy family song, then thank God for the joy your child brings to you.

Monday

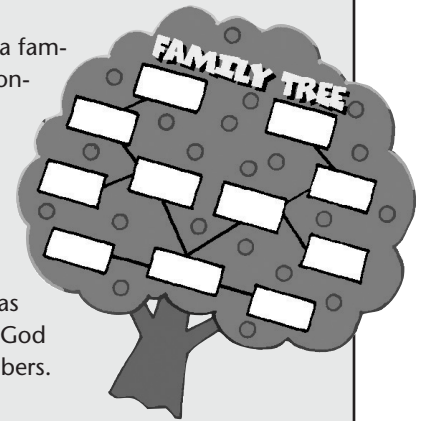
Tell your child how you felt when you knew he or she would become part of your family. Talk about happy times before and after your child was born.



Do something “happy” together today. Thank God for happy times with your child.

Tuesday

Help your child draw a family tree. Explain the relationships, such as Grandma and Grandpa _____ are Mom’s parents. Aunt _____ is Dad’s sister, and so forth. Show some family photos so your child can see the people as you talk together. Thank God for extended family members.



Wednesday

If possible, get out your child’s baby book or baby pictures. Tell how he or she makes your family special. Talk about how Abraham and Sarah looked forward to Baby Isaac and how they cared for him. Help your child name ways you care for your children. Remember to practice the memory verse.

Thursday

Help your child plan (and do) something special to show love to someone in your family today (help a sibling clean their room, put away toys without being asked, etc.).

Remind your child to give a smile to everyone in your family today.

Friday

During family worship, sing “With Jesus in the Family,” naming each family member in the song. Have a family group hug at the end. Say the memory verse together, then thank God for each person in your family.