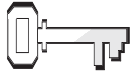


A Home for God



References

Exodus 25:1-9;
35:4-9, 20-29;

Patriarchs and Prophets,
pp. 343-358



Memory Verse

“Have them make
a sanctuary for me, and
I will dwell among
them” (Exodus 25:8).



Objectives

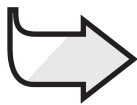
The children will:

Know that God
wants them to

worship Him at church
and bring their offerings to Him.

Feel willing to give time, talents,
and money to God’s church.

Respond by regularly par-
ticipating in church services and
giving offerings of time, talents,
and their own money.



The Message

I worship God when I
bring my gifts to Him.

Monthly Theme

We respond to God’s goodness by worshipping Him.

The Bible Lesson at a Glance

God wants to have a home in the Israelite camp, so He gives Moses an exact plan to build a portable tabernacle. He invites the Israelites to have a part in this project by bringing offerings of materials to build His tabernacle. The people willingly bring costly and precious metals, stones, animal skins, wood, and textiles as love offerings for God’s dwelling place.

This is a lesson about worship.

Devotion to God and a spirit of sacrifice are fitting ways to show our Lord that we absolutely worship and adore Him. We give Him a message that He is much more important than any of the material things that He has given us. When we liberally give gifts to Him, we are also thanking Him for all His gifts to us.

Teacher Enrichment

“While the building of the sanctuary was in progress the people, old and young—men, women, and children—continued to bring their offerings, until those in charge of the work found that they had enough, and even more than could be used. . . . All who love the worship of God and prize the blessing of His sacred presence will manifest the same spirit of sacrifice in preparing a house where He may meet with them. They will desire to bring to the Lord an offering of the very best that they possess” (*Patriarchs and Prophets*, p. 344).

Room Decorations

Lessons 6 to 9 dwell on building the tabernacle in the wilderness and, later, Solomon’s Temple. Collect and display items that might have been brought as gifts for both structures. A bulletin board picture of each, and of today’s church buildings, might be of interest. Sources might include *The SDA Bible Commentary*, a Bible dictionary, or an encyclopedia.

Program Overview

Lesson Section	Minutes	Activities	Materials Needed
Welcome	ongoing	Greet students; hear pleased/troubled	none
1 Readiness Options	up to 10	A. <i>Talent Offerings</i> B. <i>Offering Box</i>	paper, pencils, markers, glue, scissors small cardboard box or plastic container and sticky label for each child, paper, pencils, Bible
Any Time Prayer and Praise*	up to 10	Fellowship Songbook Mission Offering Prayer	<i>Sing for Joy</i> <i>Children's Mission</i> offering containers made during Readiness Activity B or offering container representing this quarter's world division none
2 Bible Lesson	up to 20	Experiencing the Story Memory Verse Bible Study	large picture of tabernacle and one of high priest in costume none Bibles; picture of sanctuary and one of a high priest in full dress (in color)
3 Applying the Lesson	up to 15	<i>What Will I Give?</i>	10 coins of same value, Bibles
4 Sharing the Lesson	up to 15	<i>A Special Gift for God's House</i>	none

***Prayer and Praise may be used at any time during the program.**

TEACHING THE LESSON

Welcome

Welcome students at the door. Ask how their week has been—what they are pleased/troubled about. Have them begin the Readiness Activity of your choice.



Readiness Activities

Select the activity most appropriate for your situation.

You Need:

- paper
- pencils
- markers
- glue
- scissors

A. Talent Offerings

Say: **This month we are talking about worship and all the ways that we can use our talents, time, and energy to worship God.** Provide the children with a variety of materials to create a symbol of one of their talents. Their talent symbols should be displayed near a sign that says “We give our talents as an offering to worship God.” Help the children create something they believe can be used in worship and for God’s work.

Debriefing

Say: **Today we will learn about some people who willingly brought offerings of materials to God for a special project. God has given us money, talents, time, energy, and other things that we can give to His work. This is one way to worship God. What has He given you to use in His church?** (I can sing, give some of my allowance for offerings, spend my time to help at church, etc.) **How does giving to God make you feel?** (Happy to give.) **What are your gifts to God’s church?** (I give money offerings, I help keep the church clean, I take part in programs, etc.) **Today’s message is:**



I WORSHIP GOD WHEN I BRING MY GIFTS TO HIM.

Say that with me.

You Need:

- small cardboard boxes or plastic containers
- sticky labels
- paper
- pencils
- Bible

B. Offering Box

Provide each child with a small box or plastic container and sticky label (or masking tape) with the words “When I bring my money gifts, I worship God.” Trace each child’s hand on paper. Cut out the handprint to attach to the side of the box or plastic container. Put their name and the sticky label in the middle of the hand. Keep these in a visible place during the offering time. Each child can place their offering in their container as you remind them that giving money is an act of worship. They may want to take their containers home and use them to set aside an offering for next Sabbath.

Debriefing

Ask: **Why do you give an offering in Sabbath School?** (to help God’s work, to thank Him for all His blessings, because I want to, I love Him, etc.) **God owns everything. Why do you think He asks for offerings?** (so we can have the blessing of sharing, to help us to be unselfish, etc.) **Do you give because you want to or because you have to?** (Accept answers.) Read aloud 2 Corinthians 9:7. **Today’s message is:**



I WORSHIP GOD WHEN I BRING MY GIFTS TO HIM.

Say that with me.

Prayer and Praise

Any
Time



Fellowship

Report the students' joys and sorrows (pleased and troubled) as reported to you at the door (as appropriate). Review the memory verse and allow time for sharing experiences from last week's lesson study. Give a special warm greeting to visitors and introduce each by name. Acknowledge birthdays or special events.



Suggested Songs

"We Give Our Gifts" (*Sing for Joy*, no. 146)

"Father, Accept This Gift" (*Sing for Joy*, no. 147)

"The Wise May Bring Their Learning" (*Sing for Joy*, no. 148)



Mission

Use a story from *Children's Mission* at <https://am.adventistmission.org/mq-children>.



Offering

Say: **Last month we learned that grace is a free present from Jesus that He gives us just because He loves us. In the next few weeks we will learn that worship is everything that we give to Jesus because we love Him. There are many ways to worship, and one very special way is to bring money gifts to Sabbath School. Today as you bring your money gifts, don't forget that you are worshipping God by giving your offering.**

You Need:

- offering boxes made during Readiness Activity B or offering container representing place to benefit from this quarter's offering



Prayer

Say: **Prayer is a very special kind of worship. When we talk to Jesus, it is worship. Do you have a special friend or family member with whom you like to spend time and talk? That is what prayer is—a good talk with our special Friend, Jesus. Jesus loves it when we worship Him by talking to Him. Do you have something special that you want to thank Him for this morning?** Take requests and thank-You's to God.

2

Bible Lesson

You Need:

- large picture of tabernacle
- large picture of high priest in costume

Experiencing the Story

Say: **Many plans go into building a new church. An architect makes drawings or blueprints to show the builders where everything should go. The builders gather the materials needed. The people in the congregation give extra money to buy the materials and pay the workers.**

Today we're going to hear a story about a congregation who was excited about their new church and willingly gave from their hearts.

During this story, when you hear certain words, I want you to do what I do. Let's practice.

When I say:

God
house, home, place

bring(ing),
give, gave

You do:

Point upward.

Pound fists together.

Hold hands out.

Practice these responses a few times, then proceed to read or tell the story.

Read or tell the story.

The Israelites could see **God's** [*point upward*] presence every day. They looked at the cloud that led them during the day and remembered that **God** [*point upward*] was with them. They saw the pillar of fire every night and felt the warmth of **God's** [*point upward*] presence. However, that was not enough. They needed a special **place** [*pound fists together*] where they could meet **God** [*point upward*]. He wanted His special people to know that He was with them all the time, and that they could come and worship Him. **God** [*point upward*] wanted to have a **home** [*pound*

fists together] in the Israelite camp.

God [*point upward*] knew exactly what His **home** [*pound fists together*] should be like. He gave the building plan to Moses, describing every detail, so they would know exactly what to do when building. [*Show picture of tabernacle.*]

God [*point upward*] talked to Moses: "Tell everyone that they can have a part in making My **house**. [*Pound fists together.*] Whoever wants to can **bring** [*hold hands out*] an offering to you. No one must feel they have to **give**. [*Hold hands out.*] They should **give** [*hold hands out*] only what they want to **give** [*hold hands out*] and what they can afford. I don't want anyone to **give** [*hold hands out*] unless they want to. What is important to Me is not what people **give** [*hold hands out*], but that they are happy to **give** [*hold hands out*] it.

"When the people ask you what they should **bring** [*hold hands out*], tell them special things are needed. Gold, silver, and bronze are to be used when making the furniture."

God [*point upward*] explained to Moses: "I have special colors I want you to use. People **bringing** [*hold hands out*] wool from their sheep should spin it and dye it blue, purple, and scarlet. You will also need material and skins to make the walls of My holy **place** [*pound fists together*]. Have them **bring** [*hold hands out*] fine linen, goatskins, rams' skins dyed red, and sea cow hides. All the wood must be acacia wood. This wood is strong and will last well in the heat of the desert by day and the cold at night.

"There are other things that will be needed. My **home** [*pound fists together*] will need lights. I want you to use olive oil to light them. For some of the services you will need spices for the anointing oil and sweet-smelling incense. I will explain to

you how to use all these things. And you need onyx stones and many other precious stones for the priest's special clothes." *[Show picture of high priest's costume.]*

Many of the people brought the jewelry that the Egyptians gave them when they left Egypt. They brought them gladly, as it was better to have a lovely **place** *[pound fists together]* to worship **God** *[point upward]*, than to keep the jewelry themselves. They **gave** *[hold hands out]* the most valuable things they had to **God** *[point upward]* so He would have the best and most beautiful **place** *[pound fists together]* in camp. They were happy they could **give** *[hold hands out]* something to help build a special **place** *[pound fists together]* where they could meet with **God** *[point upward]*. They had seen **God's** *[point upward]* power. They knew His plan, and they wanted to be able to praise and worship Him in a special way.

We can praise and worship in the same way today. **God** *[point upward]* **gives** *[hold hands out]* us the opportunity to **give** *[hold hands out]* to Him. He wants us to **give** *[hold hands out]* with a happy and cheerful heart in just the same way the Israelites **gave** *[hold hands out]*.

Debriefing

Allow response time as you ask:
Have you ever been part of a church family that was building a new church? Did you help in any way?

How would you have felt if you had been part of the Israelite camp when they were preparing to build God's special home? Would you have willingly helped? When there is a need in your church, what will you do? Remember:



I WORSHIP GOD WHEN I BRING MY GIFTS TO HIM.

Say that with me.

Memory Verse

Divide the class into two groups. Separate the groups as much as possible. Have the first group call out, "**Have them make a sanctuary for me.**" The second group responds, "**And I will dwell among them.**" Repeat several times, then reverse the roles. Continue until the children know the entire verse.

Bible Study

Say: **The children of Israel brought colorful offerings to God. God wanted the sanctuary to be beautiful. Everything in the sanctuary had a special meaning to remind the Israelites about God. God wanted special colors in the roof, curtains, and priest's clothing.**

Show a full-color picture of the sanctuary and a high priest in full dress. You want to be sure that the blue, purple, and scarlet (red) colors show in the picture.

Let's read Exodus 25:3, 4 to find three colors that represented something special. Have the children identify the three colors, then assign the following texts. Have them read the text, then have someone tell what the colors represented to God's people.

Numbers 15:37-40: blue (obedience)

John 19:2, 3: purple (royalty)

Hebrews 9:22: red (sacrifice)

If possible, take your class outside to observe nature's beautiful colors. Ask: **What is your favorite color? God loves pretty colors. That is one of His gifts to us. To show our appreciation, let's thank Him, and let's bring gifts to Him. Remember . . .**



I WORSHIP GOD WHEN I BRING MY GIFTS TO HIM.

You Need:

- Bibles
- picture of the sanctuary
- picture of a high priest in full dress (in color)

3

Applying the Lesson

You Need:

- 10 coins of the same value
- Bibles

What Will I Give?

Say: **Johnny received 10 ____ (use currency for your area) for his birthday. He wants to give part of it to God.**

What should he do? Let's read Malachi 3:10 for an idea. Read the text aloud.

What is tithe? (10 percent of our income) **Where should we bring it?** (to church)

Let's take 10 ____ (units of local currency) to figure out the tithe for Johnny's money. Have a child hold up one unit of the 10. **This is the tithe for Johnny's money. It belongs to God. Johnny may also want to give an offering to help others learn about God, or to help do something special for his church.**

Debriefing

Allow response time as you say:
The tithe of Johnny's money never

belonged to him, it always belonged to God. He is returning to God what is already God's. Johnny can give an offering or spend or save what is left after the tithe is returned to God.

What about you? Do you give God His tithe? You may also want to show your love to God by giving Him an offering from the money that is left after tithe.

What is the difference between tithe and an offering? Let children try to answer, then summarize. Say: **An "offering" is a gift that we "offer" to God because we love Him. You can give any amount you want for an offering.**

When you bring your money gifts, you worship God. Do you lose anything when you give God His tithe and offerings? Why? What other gifts can we give to God? Let's say our message again:



I WORSHIP GOD WHEN I BRING MY GIFTS TO HIM.

4

Sharing the Lesson

A Special Gift for God's House

Before Sabbath morning, do some research to learn about a small financial need for your own church building, such as paint, paintbrushes, a new resource book, a piece of equipment, etc. Be prepared to give the children at least two options for a project they would like to support.

Begin to plan with the children how much this will cost, and how much of their own money they will bring each week. This should be money they earn, or from an allowance. Make a plan to save and collect for this project. Encourage the children to discuss this project with their parents and secure their approval and support.

On the Sabbath that you teach Lesson 8, present either the money or the purchase to the church in a special

ceremony. Make arrangements with your pastor now. Don't forget to remind everyone that this is an act of worship.

Debriefing

Ask: **How does our class project to provide a special gift for our church remind you of today's Bible story? How do you feel about acting out today's Bible story in your own church by taking part in this project? Have you decided what you will bring for our special project for God's house? If you have, raise your hand.**

Let's say our message together:



**I WORSHIP GOD WHEN I
BRING MY GIFTS TO HIM.**

Closing

Close with prayer. Thank Jesus for the privilege of bringing gifts to worship Him.

A Home for God

References

Exodus 25:1-9;
35:4-9, 20-29;
*Patriarchs and
Prophets*,
pp. 343-358

Memory Verse

“Have them make
a sanctuary for me,
and I will dwell
among them”
(Exodus 25:8).

The Message

I worship God
when I bring my
gifts to Him.

What is the most precious thing that you own? Is it a toy, a book, or perhaps a pet? How would you feel if you had to share that with someone? How would you feel if our pastor asked you to bring it next week and give it to God?

The Israelites could see God’s presence every day. They looked at the cloud that led them during the day and remembered that God was with them. They saw the pillar of fire every night and felt the warmth of God’s presence. However, that was not enough. They needed a special place where they could meet God. And God wanted to meet with them. He wanted His special people to know that He was with them all the time and that they could come and worship Him. God wanted to have a home in the Israelite camp.

God knew exactly what His home should be like. He gave the building plan to Moses. Moses knew exactly what to do.

God talked to Moses:
“Tell everyone that they can have a part in making My house. Whoever wants to, can bring an offering to you. No one must feel they have to give. They should give only what they want to give and what they can afford. I don’t want anyone to give unless they really want to. What is important to Me is not what people give, but that they are happy to give it.


“The people will ask you what they should bring. Tell them special things

are needed. Gold, silver, and bronze are important. These metals are to be used when making the furniture. All the wood must be acacia wood. This wood is strong. It will last well in the heat of the desert by day and the cold at night.

“My home will be colorful. People bringing wool from their sheep should spin it and dye it blue, purple, and scarlet. You will need cloth and skins to make the walls of My holy place. Have the people bring fine linen, goatskins, rams’ skins dyed red, and sea cow hides.

“My home must have lights. Use olive oil to light them. For some of the services you will need spices for the anointing oil and sweet smelling incense. I will explain to you how to use these things. You also need onyx stones and other precious stones for the priest’s special clothes.”

Many people gladly brought jewelry and other beautiful things the Egyptians gave them when they left Egypt. A lovely place to worship God was better than



keeping the jewelry for themselves. The most valuable things they had were given to God. He would have the best and most beautiful place in camp.

The Israelites had seen God's power. They knew His plan. And they wanted to be able to praise and worship Him in a special way, in a special place. We can praise and worship Him in the same way today. God still gives His people opportunities to give to Him. He wants us to give with a happy and cheerful heart, just as the Israelites gave.

Daily Activities

Sabbath

- Go with your family to a nearby church and read your lesson story together. How is your church like God's home that the Israelites helped build? How is it different?
- Teach Exodus 25:8 to your family.
- Sing "The Wise May Bring Their Learning" (*Sing for Joy*, no. 148).

Sunday

- During family worship, read Exodus 25:1-9. Search your house to collect things that could have been used to build the sanctuary. Could God have built the sanctuary without the Israelites' help? Why did He ask the people to supply the materials?
- Write the memory verse in big letters on paper. Color the letters. Cut the words apart. Scramble the words, then arrange them in order.

Monday

- With your family, read Exodus 25:7 again. Where were onyx stones and other precious gems to be mounted? Together, read Exodus 39:1-21 to learn more about it. For more information, see *Patriarchs and Prophets*, pages 350, 351.
- Arrange your memory verse words and say the verse for your family. Thank God for your church.

Tuesday

- Read Exodus 35:20-29 with your family. Name five things the Israelites brought as offerings.
- List some things God has given to you to give. What will you save each week for the special church project planned in Sabbath School? Make a special offering box or decorate an envelope in which to put your gifts.

- Say your memory verse to an adult. Before prayer, sing "Father, Accept This Gift" (*Sing for Joy*, no. 147).

Wednesday

- Read Malachi 3:10 during worship. If you earn or receive some money, ask a family member to help you decide on your tithe. Put it in a tithe envelope and fill out the envelope.
- Try to find out what an onyx stone looks like.
- Review the memory verse together. Then sing "We Give Our Gifts" (*Sing for Joy*, No. 146). Thank God for His gifts.

Thursday

- For family worship, find, read, and answer the following texts and questions:
 1. Who owns everything? (Psalm 24:1)
 2. What else does God own? (1 Corinthians 6:19, 20)
 3. What has God asked us to do with what He owns? (Luke 6:38)
 4. What part of our earnings should we return to God? (Malachi 3:10)
 5. What kind of giving does God love? (2 Corinthians 9:7)
- Ask God to bless the gifts you bring to Him.

Friday

- For evening worship, tell your Bible story in your own words.
- Say or sing your memory verse together.
- Read Malachi 3:10 and 2 Corinthians 9:7 again. Ask your parent(s) to tell how God blesses their money that is left after tithe and offerings.
- Put your tithe and offerings with your Bible to take to church tomorrow.
- Thank God that you have gifts to give Him.