

REFERENCES: JOHN 21:1-13; *THE DESIRE OF AGES*, PP. 809-817.

Breakfast by the Sea

Memory Verse:

“Be kind . . . to one another.” EPHESIANS 4:32, NIV.

The Message:

We are kind to our friends.

Parents:

By the end of the month you can help your child

Know that Jesus showed love to His friends.



Feel a desire to show love to their friends.

Respond by helping a friend.



Kyla has a net. Kyla can catch butterflies in the net. The Bible tells a story about a big net. Bible friends used a net to catch fish.

Peter and his friends are in a boat. (Point to Peter and his friends. Pretend you and your child are in a boat.) What is Peter doing? Peter and his friends are fishing with a net. (Point to the net. Pretend to fish with a net.) They have been fishing all night.









See the sun coming up. *(Point to the sun, then to Peter.)* See Peter yawn. The night is over. It is time to stop fishing, but Peter has no fish. *(Shake your head.)*

No fish for Peter. No fish for his friends. Peter is tired. *(Yawn and rub eyes.)* Peter is hungry. *(Rub tummy.)* Poor Peter!



Listen! Someone
is calling Peter.
(*Pretend to shout in a
faint voice.*) “Peter!”

“See? Someone is
on the beach,” says
Peter’s friend. (*Point
to Jesus.*)



“Who is it?” Peter
asks.


“I don’t know,”
his friends say.

(*Call again.*)

“Peter! Did
you catch
any fish?”

Has Peter
caught any
fish? (*Pause
for child to
respond.*) Do you
see any fish? No. No
fish. (*Shake your
head.*) No. No fish.









Listen! The Man calls again.


“Throw the net again!”


“It is too late for fishing,” the fishermen say. “See the sun?” (*Point to the sun.*) “It is daytime.”

“Throw the net out on the other side,” the voice calls. So they t-h-r-o-w their net on the other side of the boat. (*Pretend to throw your net on the other side.*)

Down, down,
down the net
goes. Down under the
water. Down under
the boat. What do
you see down there?
(*Point under the boat.*)
Fish. Lots of fish.
Fish swimming in
the water. (*Hold
one hand up, fingers
together, thumb up;
keeping thumb still,
wiggle rest of hand
like a fish skimming
the water.*)









The net feels heavy,” Peter says. Peter pulls on the net. (*Pretend to haul in the net.*)

“The net is full of fish!” Peter’s friends shout.

See the big fish.
(*Point to a big fish.*)
See the small fish.
(*Point to a small fish.*)
Lots and lots of fish.

“Look! That man is Jesus!” Peter’s friend, John, says. (*Point to Jesus.*) “Jesus did this!”



Jesus!” Peter shouts. He jumps out of the boat. He hurries to Jesus.

See the fire on the beach. See the food. Jesus has made breakfast for His friends. *Thank You, Jesus.*

Our Bible says, “Be kind . . . to one another” (Ephesians 4:32, NIV).






Visit a place where you might see fish. Or look for pictures of fish in books or magazines.



Create an underwater picture by drawing and coloring several fish on white paper with crayons. Paint over the fish with diluted blue watercolor paint.

Read the Bible story together. Sing the memory verse song. (See page 24.)



Do & Say

Invite a friend over to play and practice sharing. Play a game that involves taking turns.


Poke a few tiny holes in a small piece of dark-colored paper. Secure it around the end of a flashlight. Shine it on the ceiling in a dark room to simulate stars.

Let your child help you prepare breakfast. What is your child's favorite breakfast food? Serve it today.

Play at fishing in the bathtub. Use a strainer or colander to catch plastic fish or any other small toy.

Play in the sand at a park, beach, or in a sandbox. Talk about how Jesus and His friends sat on the beach and ate breakfast together.

Make muffins or other simple foods and take them to a neighbor.



Help your child prepare and serve another family member breakfast in bed.



Make a boat out of blocks. Have family worship in the boat. Act out the Bible story with your family.

Make an edible boat. Slice a piece of fruit lengthwise or cut an orange in wedges. Make a mast out of celery and a cracker.

Talk with your child about ways to be kind to a friend. Then help your child to do it.

Draw a large outline of a fish on paper. Using two sheets of paper, cut around that outline. You will now have two identical shapes. Staple the edges together, leaving a part of the edges open. Stuff with crumpled paper.

Take a walk after dark. Talk about what it was like to fish at night.