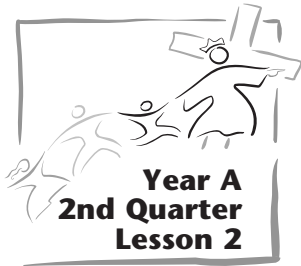


# LESSON



## Jesus Goes to Church

### WORSHIP

We worship God by what we do.

#### References

Luke 4:16–22; *The Desire of Ages*, pp. 236, 237.

#### Memory Verse

“Let us go to the house of the Lord” (Psalm 122:1, NIV).

#### Objectives

##### The children will:

**Know** that Jesus wants them to go to church.

**Feel** happy to be with Jesus in church.

**Respond** by worshipping with their families each week.

#### The Message



We come to church because we love Jesus.

## Getting Ready to Teach

#### The Bible Lesson at a Glance

Jesus goes to the synagogue every Sabbath, and there He often teaches. One day He visits Nazareth, His hometown. He stands up to read from a scroll that contains the writings of the prophet Isaiah. Then He sits down to talk to the people about what He just read.

#### *This is a story about worship.*


Coming to church, singing, praying, reading the Bible, giving our offerings—these are all ways we worship God.

God wants children to spend time with Him in church because He loves them. We follow Jesus’ example by attending church every week on Sabbath because we love Him.

#### Teacher Enrichment

“Reverence for the written Word required that the one reading it publicly remain standing. The Law and the Prophets were read thus, but not the Writings, which did not then enjoy equal status. . . . It was to be expected

# TWO



that Jesus would be asked to read the Scriptures and to preach a sermon when He returned to Nazareth, a task any qualified Israelite, even those under age, might be called on to perform. He had often been asked to do so as a child . . . , and His reputation as a preacher in Judea . . . made His fellow townsmen eager to hear what He had to say. The one who read the selection from the Prophets was also expected to give the sermon. . . . But for the sermon, which followed the

reading, the speaker was seated in a special seat sometimes called 'the chair of Moses'" (*The Seventh-day Adventist Bible Commentary*, vol. 5, pp. 727-729).

## **Room Decorations**

Continue to use the outdoor scene used last month and last quarter. You may want to take the beach/boat items down. You will need trees, flowers, animals, birds, etc., for the children to find when they walk to church.

# Program Overview

LESSON SECTION	MINUTES	ACTIVITIES	MATERIALS NEEDED
<b>Welcome</b>	ongoing	Greet students	
<b>1 Parent Time</b>			
<b>2 Arrival Activities</b>	up to 10	A. <i>Book Basket</i> B. <i>Dress-up Dolls</i> C. <i>Build a Church</i> D. <i>Getting Ready</i> E. <i>Transportation Vehicles</i> F. <i>Musical Instruments</i> G. <i>Rocking Chair</i> H. <i>Nature Box</i> I. <i>Making Food</i> J. <i>Money Shake</i>	books about church, families, etc. dolls, doll clothes blocks, toy tools combs and mirrors toy cars, trucks, airplanes, boats percussion instruments adult-size rocking chair toy animals, rocks, feathers, flowers, shells fake food, plastic dishes and spoons fake coins, plastic jars with lids
<b>3 Getting Started</b>	up to 10	A. Welcome B. Prayer C. Visitors D. Offering E. Birthdays	mirror, bells  toy boat artificial birthday cake, candles, matches, small gift (optional)
<b>4 Experiencing the Story</b>	up to 30	A. <i>Memory Verse</i> B. <i>Sabbath</i> C. <i>Getting Ready</i> D. <i>Going to Church</i> E. <i>Along the Way</i> F. <i>The Church</i> G. <i>Sing</i> H. <i>Praying together</i> I. <i>Offering</i> J. <i>Using Our Bibles</i> K. <i>Listening to the Sermon</i> L. <i>I Love God's House</i> M. <i>I'm Glad I Came</i> N. <i>Sabbath is a Happy Day</i> O. <i>I Go to Church</i>	small felt or cardboard Bible books  paper plate steering wheels or toy cars  felt board; felt Jesus, church, and children; rhythm sticks  percussion  play money, offering container scroll, small felt or cardboard Bible books Jesus banners (optional)



5	LESSON SECTION	MINUTES	ACTIVITIES	MATERIALS NEEDED
	<b>Make and Take</b> (Optional)	up to 10		
		Week 1	<i>Memory Verse Scroll</i>	paper, straws or sticks, marker, cellophane tape (see p. 65)
		Week 2	<i>Stained-Glass Window</i>	black construction paper, colored tissue paper, scissors, clear contact paper or glue, window pattern (see p. 66)
		Week 3	<i>Bible Bookmark</i>	construction paper, reproducible pattern (see p. 65), scissors, tape or staples, marker
		Week 4	<i>Open-Door Church</i>	reproducible pattern (see p. 67), glue, construction paper, scissors, stickers, or crayons
		Week 5 (Optional)	<i>My Praying Hands Book</i>	construction paper; pencil, pen, or marker; scissors; my praying hands pattern (see p. 68)
	<b>Snack Center</b> (Optional)			crackers, fruit slices or juice, fruit roll-ups, napkins

1

**PARENT TIME**

Busy parents often arrive at church tired and worn out from the week’s activities and from getting the family ready for the “day of rest.” Share a word of encouragement with them sometime during Sabbath School (possibly during Arrival Activities), something that will express your care and concern for them. The following statements were prepared by young parents as suggestions, and may be used at your discretion at any time you wish.

**Week 1**

Our children love music and have several children’s tapes. We decided

to keep a few “just for Sabbath.” One time a babysitter watched our children. We returned home to find that the “Sabbath” tapes were the ones the kids had chosen when the babysitter asked what tape they wanted. Our Sabbath tradition had spilled over into everyday life. We smiled at the thought that those were their favorites!

What about your Sabbath traditions? What makes Sabbath special for your children?

**Week 2**

As a stay-at-home mom I often babysat several other children. One

afternoon I couldn't find 3-year-old Lisa. Passing the bathroom, I heard a gentle splashing sound and quickly opened the door. There was Lisa, dipping a doll in and out of the toilet. "What are you doing?" I gasped. Lisa smiled sweetly and announced, "I'm baptizing my dolly."

Share a time your child imitated something they saw at church or Sabbath School. What kind of impact do you think church and Sabbath School has on your young child?

### **Week 3**

We were thoroughly enjoying the warm, humid-free weather of a June Sabbath afternoon as we walked along a newly found path. We were trying to catch butterflies and identify wildflowers. My child said, "This is the best Sabbath I've ever had!" I hope many more Sabbaths will be filled with wonderful joys of nature and of happy times.

What do you do to make Sabbath special? What more can you do?

### **Week 4**

"It's Sabbath," I groaned. Sabbath meant the whole week's schedule was messed up. Naptimes. Mealtimes. Routine gone. I fed Benjamin and dressed him in Sabbath clothes. Right before time to leave he spit up. Big-time. All over his cute little outfit. So I changed him, and we went on our way.

Since Sabbath School time was normally naptime, he fussed all through the program. Just before church service I changed his diaper, then headed into the sanctuary. An unpleasant odor suddenly forced me to leave quickly. A very messy diaper had made a mess of outfit number two. I couldn't believe that I had

forgotten to bring another outfit with me. I went into the bathroom and burst into tears. "Jesus, I just want to know You're with me," I cried.

Another mother, Patty, came into the bathroom. "Oh, I'm glad I saw you!" she said. "I have a bag of clothes to give you that my boys have outgrown."

Suddenly the whole morning looked brighter. The frustrations were still there, but a smile and some hand-me-down clothes had made the bleakness brighter. Jesus sees your Sabbath struggles. He knows your heart and how you want to bring your children to Him. And He loves you.

What Sabbath struggles do you face? Share ways you deal with those frustrations.

### **Week 5**

Squeezing in worship time when the baby's bedtime is 7:00 p.m. was a struggle. We'd rush through supper and bathtime only to have him fussy and ready for bed immediately. The day finally came when he could stay awake, and worship has become a habit in our family.

One evening not too long ago we were out shopping and got home late. We quickly changed the kids into pajamas and put them right to bed. No time for baths or worship. My 3-year-old looked up at me and asked, "No worship tonight?" I was a little taken aback that it already meant something special to him. A short story and a brief prayer, and he was content. And I was glad we had taken the effort to make worship a habit.

What do you do for worship with your little ones? How can your family worship involve your children more?

## 2

**ARRIVAL ACTIVITIES**

Plan simple play activities for the early children on the carpet or on a blanket, sheet, or quilt inside the semicircle. The children participate in these activities, under the supervision of an adult, until the program begins. The child's play should be with materials that relate to the program, which is based on the monthly Bible story.

Choose from the following suggested activities for this month. Be sure to include something for the span of children's ages.

**A. Book Basket**

Provide a basket of sturdy board books about church, families, animals, etc.

**B. Dress-up Dolls**

Have an assortment of dolls with clothes to dress up for church.

**C. Build a Church**

Make available wooden building blocks and toy tools for children to pretend to build a church.

**D. Getting Ready**

Provide a collection of combs and mirrors for the children to use as they pretend to get ready for church.

**E. Transportation Vehicles**

Provide an assortment of toy cars, trucks, airplanes, boats, etc., for the

children to play with as they pretend they are riding to church. You might wish to use masking tape to make a few "roads" on the floor.

**F. Musical Instruments**

Provide percussion instruments for the children to play with. Talk about how we sing and make music at church for Jesus.

**G. Rocking Chair**

Provide an adult-size rocking chair where parents can sit and rock the children who may be too shy or sleepy to join in the activities.

**H. Nature Box**

A box with toy animals, rocks, feathers, flowers, shells, etc., to touch and look at will interest some children.

**I. Making Food**

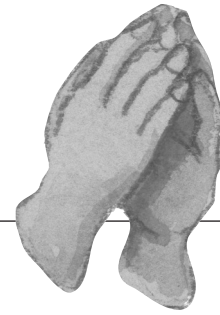
Provide a kitchen corner with a variety of artificial food, plastic dishes, and spoons so some children may pretend they are preparing food for Sabbath.

**J. Money Shake**

Put some fake coins in plastic jars with lids for the children to shake and make noise. Talk about bringing our offering to Sabbath School.

3

GETTING STARTED



**A. Welcome**

**You Need:**

- hand mirror
- bells

Say: **Good morning, boys and girls! I'm so happy to see you today. Sabbath is a special day. We see many friends at church on Sabbath. Let's see in this mirror who has come to Sabbath School today.** Walk around and hold a mirror in front of each child's face while you sing "Greeting Song" (*Little Voices Praise Him*, no. 4).

Who has come to Sabbath School,  
Mary, Mary,\*  
Who has come to Sabbath School,  
Mary has.  
—Mary E. Key McKinley. Adapted.

\*Insert child's name.  
Copyright © 1939. Renewed 1967 Broadman Press.  
All rights reserved. Used by permission.

Say: **Sabbath School is a special place to be. Let's ring some bells to show that we are happy for Sabbath School.** Ring bells while singing "Sabbath Bells Are Ringing" (*Little Voices Praise Him*, no. 237).

Ring-a-ling-a-ling,  
Ring-a-ling-a-ling,  
Sabbath bells are ringing.  
Ring-a-ling-a-ling,  
Ring-a-ling-a-ling,  
Children sweetly singing.  
—Mildred Adair

Copyright © 1926, Standard Publishing Co. Used by permission.

**B. Prayer Time**

Say: **Today we are going to be talking about going to church, as Jesus did. Let's stop right now and tell God "Thank You" for giving us our Sabbath School and church.** Encourage the families to help their child kneel. To prepare for prayer, sing "I Talk to Jesus" (*Little Voices Praise Him*, no. 10).

I talk to Jesus on my knees, on my  
knees, on my knees,  
I talk to Jesus on my knees, and He  
hears me, I know.  
—Dorothy Robison. Adapted.

Copyright © 1963 by Review and Herald® Publishing Association.

**C. Visitors**

Welcome the visitors (get names, shake hands with each, etc.), then sing "We Welcome You" (*Little Voices Praise Him*, no. 7).

We welcome you, we welcome you,  
On this Sabbath day.  
We welcome you, we welcome you,  
On this Sabbath day.  
—Mildred Adair

Copyright © 1926, Standard Publishing Co. Used by permission.

**D. Offering****You Need:**

- toy boat or other offering container

**Sabbath School, and that money goes to help others learn about Him.** Place a small toy boat on the floor for the children to drop their offering into. While you collect the offering, sing “A Boat Goes Sailing” (*Little Voices Praise Him*, no. 35).

A boat goes sailing to the mission land,  
Sailing, sailing mission boat.  
It takes a teacher to the children there,  
Sailing missionary boat.  
—A. Haas. Adapted.

Copyright © 1959 by Review and Herald® Publishing Association.

Say: **Thank you, boys and girls, for bringing your offering. Close your eyes now while we ask Jesus to bless the money.** Fold your hands and pray a simple prayer similar to the following:

**Dear Jesus, this money is for You. We want others to have churches too. Amen.**

**E. Birthdays****You Need:**

- artificial birthday cake
- candles
- matches
- small gift (optional)

Say: **God gives us our birthdays. Someone here has a birthday. Who has a birthday? Let’s all close our eyes.** Lead the

birthday child up front while singing “A Birthday” (*Little Voices Praise Him*, no. 36).

A birthday, a birthday,  
O who has had a birthday?  
Come sit right here and we will sing,  
To wish you happy birthday.

—Mildred Adair

Copyright © 1926, Standard Publishing Co. Used by permission.

Assist the child in dropping money into the artificial birthday cake (or other container) while singing “Count the Birthday Money” (*Little Voices Praise Him*, no. 37).

Mary\* has a birthday, we’re so glad,  
We will see how many she\* has had.  
As we count the money we are told,  
[count]

Yes, the money says she’s\* 6\* years old.  
—Johnie B. Wood

\*Insert name, appropriate pronoun, and age of child.

Light the birthday candles, then lead in singing “Happy Birthday” (*Little Voices Praise Him*, no. 39).

Happy birthday, happy birthday  
Happy birthday to you,  
Jesus loves you, dear [child’s name],  
Happy birthday to you.

—Janet Sage

Copyright © 1977 by Janet Sage.

Encourage the child to blow out the candle(s). Pray for the child, and if possible, give him or her a small gift from Sabbath School.



4

EXPERIENCING THE STORY



**A. Memory Verse**

**You Need:**

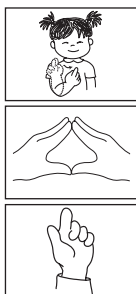
- felt or cardboard Bibles with picture of a church

Say: **It's time to learn our memory verse. Our memory verse comes from the Bible. Distribute small Bible books. You can look inside your Bible book. Do you see a picture of a church? Our memory verse is about going to church. Let's sing while we continue to look in our Bible books.** Sing together "I Open My Bible Book and Read" (*Little Voices Praise Him*, no. 27).

I open my Bible book and read,  
 "God loves me, God loves me."  
 —Johnie B. Wood. Adapted.

Copyright © 1964, 1969 by Review and Herald® Publishing Association.

Say: **Now let's say our memory verse. It is "Let us go to the house of the Lord." It has lots of words, so let's try it a few words at a time while we do motions with them.**



**"Let us go** (Point to self and then out.)  
**to the house** (Make triangle roof shape with hands.)  
**of the Lord."** (Point upward.)

**That was very good. Do you know what the "house of the Lord" means? It means the church building. So this memory verse is telling us to come to Sabbath School and church. Let's try saying it with motions one more time.**

Repeat the memory verse until most children can say it.

**B. Sabbath**

Say: **Do you know what today is? Today is Sabbath. Sabbath is a very special day. What do we do on Sabbath? Yes, we come to church because we love Jesus. Jesus asks us to come to church on Sabbath, and we want to obey Him. Did you know that when Jesus was a small boy He went to church, just as you do? He loved learning about God at church. And when He grew up and became a man, He still loved going to church and learning about God. Yes, Sabbath is a special, happy day. Let's sing and clap together.** Sing "Happy Sabbath" (*Little Voices Praise Him*, no. 235).

Sabbath is a happy day,  
 happy day, happy day,  
 Sabbath is a happy day,  
 I love ev'ry Sabbath.  
 —Margaret Kennedy

From *Songs We Sing*. Copyright © 1939 by Broadman Press. Used by permission.

**C. Getting Ready**

Say: **When Jesus went to church, we believe He looked His very best. When we come to church, we look our best because church is a special place. We come to church because we love Jesus. Let's sing and clap about looking our best when we come to Sabbath School.** Sing the following words to the tune of "I'm Glad I Came to Sabbath School" (*Little Voices Praise Him*, no. 5).

I'm glad I look my very best,  
 I'm glad I look my very best,  
 I'm glad I look my very best,  
 On this bright Sabbath morning.  
 —Edith Smith Casebeer. Adapted.

Say: **How do you get to look your best when you come to Sabbath School and church? Allow time for responses. Do you brush your teeth? Do you comb your hair? Do you eat your breakfast? Let's do this action verse together. First you'll need to stand up:**

#### On Sabbath Morning

When Sabbath comes, we jump up  
 quick (*jump quickly in place*)  
 And dress in clothes so clean,  
 (*pretend to put on shirt*)  
 For we want to be ready—  
 Best children ever seen! (*smile*)  
 We brush our teeth  
 (*pretend brushing*)  
 and comb our hair;  
 (*pretend combing*)  
 We clean our breakfast plate;  
 (*pretend eating*)  
 We've lots of time to get to church  
 (*walk in place*)  
 So we will not be late.  
 —Bonita Dick Kraemer. Adapted.

From *Fingers and All for Jesus*, p. 70. Copyright © 1978 by Review and Herald® Publishing Association.

#### D. Going to Church

Say: **When Jesus went to church, He walked. Some of you probably walked to church today. Let's pretend we are walking to church with Jesus. Let's hold hands and make ourselves into a circle and walk around as we sing.** Sing "Here Is the Way We Walk to Church" (*Little Voices Praise Him*, no. 186).

#### You Need:

- paper plate
- steering wheels or
- toy cars

Here is the way we walk to church,  
 Walk to church, walk to church,  
 Here is the way we walk to church  
 Ev'ry Sabbath morning.

—William G. Oglevee

Copyright © 1924 by Standard Publishing Co. Used by permission.

Say: **How do you come to church? Allow responses. Probably most of you ride in a car. Let's pretend we are driving to church, and this can be your steering wheel.** Distribute sturdy paper plates with the middle sections cut out. Children can either sit in their seats or walk around the room while driving. (Option: Give each child a small car to drive across the floor.) **Buckle your seat belts. Don't go too fast! Let's sing while we drive to church.** Sing the following words to the tune of "Here Is the Way We Walk to Church" (*Little Voices Praise Him*, no. 186).

Here is the way we drive to church,  
 Drive to church, drive to church;  
 Here is the way we drive to church  
 Ev'ry Sabbath morning.

—William G. Oglevee. Adapted.

Copyright © 1924 by Standard Publishing Co. Used by permission.

**E. Along the Way**

Say: **When Jesus walked to church, He looked all around Him and saw the pretty things God had made for Him to enjoy. Let's stop along our way to church and look around us to see things that God had made for us.** Lead children around the room to point out nature items among the room decorations. Sing and then stop and ask what they see, and allow them to touch. Sing as many times as desired. Say: **Follow me around the room while we sing "Shall We Go for a Walk Today?"** (*Little Voices Praise Him*, no. 82).

Shall we go for a walk today, a walk today, a walk today?  
 Shall we go for a walk today, and see what God has given?  
 —Ida T. Truss

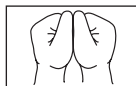
Copyright © 1943 Broadman Press. All rights reserved. Used by permission.

**F. The Church**

**You Need:**

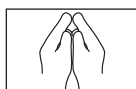
- felt Jesus
- felt church
- felt children (modern)
- felt board
- rhythm sticks

Say: **The church Jesus went to was called a synagogue. It was a building made of \_\_\_\_\_.** **Our church is made of \_\_\_\_\_.** **Let's do a finger play about a church.** Demonstrate motions as you say the words the first time. Encourage families to help the children do the motions. Use the finger play "This Is the Church."



**This is the church,**

*(Interlock fingers of both hands facing the floor; press thumbs together.)*



**This is the steeple.**

*(Lift the index fingers of both hands, with each touching the tip of the other.)*



**Open the door,** *(Turn hands with fingers skyward.)*



**And see all the people.** *(Wiggle fingers.)*

—Traditional

Say: **Church is sometimes called "Jesus' house."** Distribute the felts of modern-day children. Place a felt picture of a modern-style church on the felt or flannel board. As you add a felt picture of Jesus, say: **We come to Jesus' house because we love Him. Place your felt boy or girl beside Jesus and His house on the felt board while we sing "Jesus' House"** (*Little Voices Praise Him*, no. 188)

This is Jesus' house; This is Jesus' house;  
 How I like to come to Jesus' house.  
 —Janet Sage

Copyright © 1977 by Janet Sage. Assigned to the North American Division of Seventh-day Adventists®. Used by permission.

Say: **When you arrive at church, it's time for Sabbath School to start. You can make a tick-tock sound like a clock with your sticks while we sing our "Tick-tock Song"** (*Little Voices Praise Him*, no. 2).

This is what the clock says,  
 Tick-tock, tick-tock,  
 This is what the clock says,  
 Tick-tock, tick-tock,  
 This is what the clock says,  
 Tick-tock, tick-tock,  
 Come to Sabbath school at half past nine o'clock.

—Clara Lee Parker

**G. Sing****You Need:**

- simple percussion instruments

Say: **Jesus loved to sing songs of praise to God. At church we sing lots of songs. We come to church because we love**

**Jesus and God. Singing is one way we tell Them we love Them.** Distribute simple percussion instruments. **Let's tell Jesus we love Him by marching around and making pretty music with our instruments as we sing.** Sing "Oh, How I Love Jesus" (*Little Voices Praise Him*, no. 209).

Oh, how I love Jesus,  
Oh, how I love Jesus,  
Oh, how I love Jesus,  
Because He first loved me.

—Traditional

**H. Praying Together**

Say: **Jesus also prayed in church. We pray in church too. When we pray, we are talking to God. We can talk to God anytime or anyplace, but it's nice to kneel down, fold our hands, close our eyes, and bow our heads. We do this so we won't get distracted by looking around or touching things while we are praying. Let's do these things while we sing our prayer song.** Sing "Get Ready to Pray" (*Little Voices Praise Him*, no. 8).

I will bend my knees;  
I will fold my hands;  
I will bow my head;  
I will close my eyes  
and very, very quiet be  
while the prayer is said.

—Nancy J. Stagl

Copyright © 1978 by Review and Herald® Publishing Association.

Say a simple prayer, such as the following:

**Dear Jesus, we come to church because we love You. Thank You for our church. Amen.**

**I. Offering**

Say: **When Jesus went to church, He brought His offering. We bring our offering too. Our offering is money we want to give to God because we love Him. It can help other people learn that God loves them. Since you already gave your real money, let's use this pretend money.** Distribute play money. Sing the following verse of "I'm Glad I Came to Sabbath School" (*Little Voices Praise Him*, no. 5).

I'm glad I brought my offering,  
I'm glad I brought my offering,  
I'm glad I brought my offering,  
On this bright Sabbath morning.

—Edith Smith Casebeer. Adapted.

**You Need:**

- offering container
- play money


**J. Using Our Bibles**

**You Need:**

- scroll (see activity)
- small felt or cardboard Bible books with picture of church inside

Say: **In Jesus' church they read from a Bible called a scroll. It looked like this.** Show children a simple scroll made from paper wrapped around a paper towel roll or a wooden dowel. **When Jesus went to church, He would sometimes read from the scroll. We bring our Bibles to church with us and read from them.** Give each child a tiny Bible book made out of felt or construction paper. **Let's look inside our Bible books again.**

Open your Bible book. **Bibles have special words from God in them. We want to treat our Bibles carefully. We wouldn't throw or tear our Bible. In our Bible, Jesus invites us to come to Sabbath School and church. We come to church because we love Jesus. Do you**



**see a picture in your Bible that shows a church?** Families look at the picture together and talk about what they see in the picture. **I'm glad to see you reading your Bibles.** Sing the following words to the tune of "I'm Glad I Came to Sabbath School" (*Little Voices Praise Him*, no. 5).

I'm glad I read my Bible,  
 I'm glad I read my Bible,  
 I'm glad I read my Bible,  
 On this bright Sabbath morning.  
 —Edith Smith Casebeer. Adapted.

**K. Listening to the Sermon**

**You Need:**

- Jesus banners (optional)

Say: **When Jesus went to church, He was asked to talk about the words He had read from the scroll. The people listened very carefully to Jesus' words.**

**In our church service we want to listen very carefully to the words our pastor says to us. They are words God wants us to hear. To do that, we need to sit quietly. Pretend you are coming to hear the pastor talk as you come to sit quietly on the floor here with me. Then let's sing and do the motions for "The Pastor Talks"** ("The Preacher Talks," *Little Voices Praise Him*, no. 189).

The pastor talks, the pastor talks,  
 (Open and close hand by mouth to "talk.")  
 The pastor talks about Jesus;  
 (Point upward.)  
 The pastor talks, the pastor talks,  
 (Open and close hand to "talk.")  
 And I must be very still. (Fold hands in lap.)

—Janet Sage. Adapted.

Copyright © 1990 by Janet Sage. Assigned to the North American Division of Seventh-day Adventists®. Used by permission.

Say: **We come to church because we love Jesus. The pastor tells us words that God wants us to hear. We hear that Jesus loves us. Let's wave our "Jesus" banners while we sing "Jesus Loves Me"** (*Little Voices Praise Him*, no. 102).

Jesus loves me! this I know,  
 For the Bible tells me so;  
 Little ones to Him belong,  
 They are weak, but He is strong.

Yes, Jesus loves me!  
 Yes, Jesus loves me!  
 Yes, Jesus loves me!  
 The Bible tells me so.

—William B. Bradbury

**L. I Love God’s House**

Say: **We come to church because we love Jesus. Today we learned about Jesus going to church, and that He wants us to go to church too. Let’s do a finger play about God’s house, which is our church.**

Use the finger play “I Love God’s House.”

I love God’s house,  
*(Put fingers together to form roof.)*  
 I love His day,  
*(Hold seven fingers up.)*  
 I love to sing,  
*(Point to mouth.)*  
 I love to pray,  
*(Put hands together.)*  
 I love to hear the stories true  
*(Hold hands palms up as if a book.)*  
 That Jesus sends to me and you.  
*(Point to self and then to another person.)*

—Unknown

**M. I’m Glad I Came**

Say: **Jesus wants us to come to church. We come to church because we love Jesus. Jesus is very happy when we come. We have lots of fun learning about Jesus at church. Let’s sing and clap about being happy for Sabbath School.** Sing “I’m Glad I Came to Sabbath School” (*Little Voices Praise Him*, no. 5).

I’m glad I came to Sabbath school,  
 I’m glad I came to Sabbath school,  
 I’m glad I came to Sabbath school,  
 On this bright Sabbath morning.

—Edith Smith Casebeer

**N. Sabbath Is a Happy Day**

Say: **We spend time with Jesus every day of the week, but Sabbath is a very special day. Jesus asks us to come to church. We come to church because we love Jesus. Let’s sing and clap about Sabbath being a very happy day.** Sing “Happy Sabbath” (*Little Voices Praise Him*, no. 235).

Sabbath is a happy day,  
 happy day, happy day,  
 Sabbath is a happy day,  
 I love ev’ry Sabbath.

—Margaret Kennedy

From *Songs We Sing*. Copyright © 1939. Renewal 1967. Broadman Press. Used by permission.

**O. I Go to Church**

Say: **We come to church on Sabbath because we love Jesus. Let’s sing and do the motions about what we do on Sabbath.** Sing “I Go to Church” (*Little Voices Praise Him*, no. 187).

I go to church on Sabbath  
*(Point to self.)*  
 to worship God above,  
*(Point upward.)*  
 To sing,  
*(Point to mouth.)*  
 and pray to Jesus,  
*(Fold hands.)*  
 and learn about His love.  
*(Fold arms over chest.)*

—Nancy Stagl-Schippman

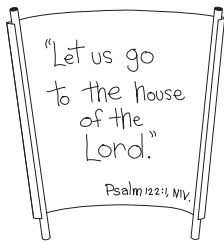
Copyright © 1978 by Review and Herald® Publishing Association.



5

**MAKE AND TAKE (Optional)**

**Memory Verse Scroll**



**Week 1**

**You Need:**

- paper
- straws or sticks
- marker
- cellophane tape

**Memory Verse Scroll**

Write the memory verse on the paper. (See page 65.) Tape the straws to the paper and wrap the paper around them to make a scroll. Encourage the children and/or parents to take their scroll home and use it to review the memory verse during the week.

**Week 2**

**Stained-Glass Window**


**You Need:**

- window pattern (see p. 66)
- black construction paper
- scissors
- tissue paper in variety of colors
- clear contact paper or glue

Before Sabbath School, cut tissue paper into small pieces. Cut out a stained-glass window from black construction paper (use the reproducible pattern on page 66). Draw a one-inch border around the inside of the pattern; cut out the area inside the border. Cut out contact paper to fit the window area plus a

little to stick it to the black paper. Let the children put small pieces of tissue paper on the contact paper, forming a window. If contact paper is not available, glue tissue paper in the window space and then glue small pieces of tissue paper on it to form a window. Encourage the children to take their "windows" home.

**Bible Bookmark**



**Week 3**

**Bible Bookmark**

Cut a strip of construction paper for the size of bookmark you want. The width should fit the Bible you will put on top (use the reproducible pattern on page 65). Cut out three Bible patterns to make it look three-dimensional. Write the child's name at the bottom. Staple or tape the Bible pages to the bookmark.

**You Need:**

- colored construction paper
- Bible patterns (see p. 65)
- marker
- scissors
- tape or staples

**Week 4**

**Open-Door Church**

Cut out the church from the reproducible pattern on page 67, and cut the door so it opens. Glue the church on a piece of construction paper, leaving the open door for the children to put stickers in or draw scribble people.

**You Need:**

- church pattern (see p. 67)
- construction paper
- glue
- scissors
- stickers or crayons

**Week 5 (or optional activity)**

**My Praying Hands Book**

Fold a sheet of construction paper in half. Trace around the child's hand on the fold and cut it out. Write "My Praying Hands Book" on the front. Inside, write "I will pray every day," with the child's name underneath. Have the child repeat those words after you. (See sketch on page 68.)

**You Need:**

- construction paper
- pencil, pen, or marker
- scissors

**Snack Center (Optional)**

A simple snack can be provided each week, such as crackers, fruit slices, or juice. A fruit roll-up would be appropriate to represent a scroll. (Be aware of any allergies and adjust the snack accordingly.)

**Bible Activities**

If there is still time, families may choose from a variety of activities that reinforce this month's Bible story. Those activities listed as Arrival Activities may be used again. In addition, you may want to provide a snack at one table.

**Closing**

Say: **Let's say our memory verse one more time.**

**"Let us go** (Point to self and then out.)

**to the house** (Make triangle roof shape with hands.)

**of the Lord."** (Point upward.)

Close with a short prayer telling Jesus we love Him. Then sing together "Sabbath School Is Over" (*Little Voices Praise Him*, no. 46).

Our Sabbath school is over,  
And we are going now.  
Goodbye, goodbye,  
Be always kind and true.  
Goodbye, goodbye,  
Be always kind and true.



STUDENT LESSON

# Jesus Goes to Church

**References**

Luke 4:16–22;  
*The Desire of Ages*,  
 pp. 236, 237

*Chandra is going to church. Chandra sings and prays to Jesus. Jesus liked to go to church too. We read about Jesus' church in the Bible.*

**Memory Verse**

"Let us go to the house of the Lord" (Psalm 122:1, NIV).

**The Message**

We come to church because we love Jesus.

Little Jesus likes going to church. *(Point to Jesus.)* Little Jesus sings at church. *(Sing a song together.)* At church the rabbi reads the Bible scroll. *(Make a scroll, rolling up some paper.)* Little Jesus likes to hear the rabbi read the Bible scroll.

Jesus comes to the synagogue church. "How big Jesus has g-r-o-w-n!" the men whisper. *(Show me how you've grown.)* Jesus likes to be at His church. He likes to sing and pray with friends. *(Sing a song together and pray.)*

Jesus takes the Bible scroll. *(Pretend to open a Bible scroll.)* Shh! *(Hold a finger to your mouth and whisper.)*

Listening, listening. The big people listen. The children listen. *(Put a finger across your lips.)* Shh! Nobody talks. Everyone smiles. *(Smile at your child.)* Jesus will read the Bible scroll.

Jesus opens the Bible scroll. He finds the place to read. Jesus looks at the people. He smiles at them. *(Smile at your child.)* "Hear the Word of the Lord," He says. *(Hold a finger to your*

*mouth and whisper.)* Shh! Listen to Jesus read.

Jesus is reading the Bible scroll. "The Spirit of the Lord is on me," He reads (Luke 4:18, NIV). The big people listen. *(Point to the big people.)* The children listen. *(Point to the child.)* The Bible scroll is telling about Jesus.



"This is about Me," Jesus says.

The Bible reading is all finished. Jesus sits down. All the people think about Jesus' words.

Jesus likes us to hear His story. He is glad we go to church each Sabbath.

Jesus likes to hear us sing and pray. *(Sing a familiar song and pray.)*

The Bible says, "Let us go to the house of the Lord" (Psalm 122:1, NIV).

# Do & Say

- 1.** Compare the scroll made in Sabbath School to a Bible.
- 2.** Read the Bible story with your child. Make it interactive.
- 3.** Review the memory verse. "Let us go" (*point to self and then out*) "to the house" (*make triangle roof shape with hands*) "of the Lord" (*point upward*). Discuss the meaning of "the house of the Lord."
- 4.** Use toy cars on the floor and pretend you are driving to church.
- 5.** Use a paper plate "steering wheel" and pretend you are driving to church. Sing "Here Is the Way We Drive to Church."
- 6.** Use toy blocks or other building materials to make a church. Do the finger play "I Love God's House." (See page 42 of the Bible study guide.)
- 7.** Look at pictures of churches in books. Point out stained-glass windows. If your child made one in Sabbath School, compare it to the pictures.
- 8.** Play church or Sabbath School at home with dolls, toy stuffed animals, etc. Let your child be the teacher.
- 9.** Start a Sabbath tradition. Light special

Study these suggestions for something to do each day with your child. Select those that are appropriate for your child's developmental stage and repeat them often.

Sabbath candles at sun-down Friday night or at Friday supper. Talk about how Jesus' family did this.

- 10.** Involve your child in planning or preparing a special Sabbath meal. Start a food tradition for Friday supper.
- 11.** Count and name the seven days of the week on your fingers. Make a simple seven-day calendar. For one week, mark off the days until Sabbath.
- 12.** Allow your child to look at and touch a Bible. Talk about how it is God's special words to us. Show where the memory verse is found and read it aloud. Let them mark that place with the bookmark made in Sabbath School.
- 13.** Talk about your pastor. What is his or her name? What does he or she do all week? Be sure your child recognizes your pastor on Sabbath. Invite the pastor and his or her family to have a meal at your house.
- 14.** Take a walk outside and sing "Shall We Go for a Walk Today?" (*Little Voices Praise Him*, no. 82). Ask your child to point out things that God made for people to enjoy.
- 15.** Do the finger play "On Sabbath Morning." (See page 64 of the Bible study guide.)