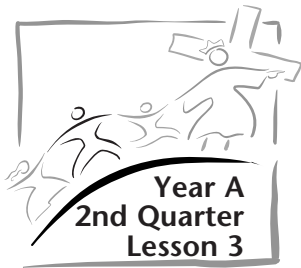


LESSON



The Woman at the Well

SERVICE Service is helping others.

References

John 4:1–42; *The Desire of Ages*, pp. 183–195.

Memory Verse

“Tell how much God has done for you” (Luke 8:39, NIV).

Objectives

The children will:

Know that Jesus loves and helps all people and asks us to do the same.

Feel a desire to be kind to everyone they meet.

Respond by being kind to everyone, including people who may be different in some way.

The Message



We help others when we tell them about Jesus.

Getting Ready to Teach

The Bible Lesson at a Glance

Jesus and His disciples are traveling through Samaria. They are hungry and thirsty. Jesus sits down by a deep well to rest. He sends the disciples into town to buy food. A woman comes to the well to draw water. He asks her for a drink and they begin to talk. Jesus puts the woman’s needs first. She says that she knows that a Savior will come. He tells her that He is that Savior. She forgets about giving Him water and immediately goes into town and brings people to see Jesus. He stays in that town for two days and tells

the people about God’s love for them.

This is a lesson about service.

Jesus knew that the Samaritan woman was truly interested in knowing more about the Savior who was to come. He put her needs first. When she went into town and brought back many people to hear what He had to say, He put their needs first. Jesus wants us to put the needs of others first, to spend time with them regardless of where they come from, and to help them know more about Him.

THREE

Program Outline			
LESSON SECTION	MINUTES	ACTIVITIES	MATERIALS NEEDED
Welcome	ongoing	Greet students at door; hear pleased/troubled	none
1 Readiness Options	up to 10	A. <i>Find the Difference</i> B. <i>Rainbow Game</i>	everyday objects in sets of three, two alike and one different (see activity); bags large squares of paper (different colors), same colored smaller squares
* Prayer and Praise*	up to 10	See page 33. *Prayer and Praise may be used at any time during the program.	
2 Bible Lesson	up to 20	Experiencing the Story	trash can, bowl or basin, cylinder of cardboard, paper, scissors, tape, markers
		Bible Study	Bible
		Memory Verse	Bible
3 Applying the Lesson	up to 15	<i>Bubbles</i>	pictures (see activity), bubble solution and blower, socks or mittens
4 Sharing the Lesson	up to 15	<i>Sing and Sign</i>	music, sign language of "Jesus Loves Me" (chorus only) (See page 37.)

Teacher Enrichment

"Leaving her waterpot, she returned to the city, to carry the message to others. . . . With heart overflowing with gladness, she hastened on her way, to impart to others the precious light she had received. . . . Her words touched their hearts. There was a new expression on her face, a change in her whole appearance. They were interested to see Jesus" (*The Desire of Ages*, p. 191).

"The Savior is still carrying forward the same work. . . . Those who call themselves His followers may despise and shun the outcast ones; but no circum-

stance of birth or nationality, no condition of life, can turn away His love from the children of men. . . .

"The gospel invitation is not to be narrowed down, and presented only to a select few, who, we suppose, will do us honor if they accept it. The message is to be given to all" (*ibid.*, p. 194).

"There may be only one to hear the message; but who can tell how far-reaching will be its influence?" (*ibid.*).

Room Decorations

See Lesson 1. The children should be seated, looking at the hillside and the well.

Teaching the Lesson

Welcome

Welcome children at the door. Ask how their week has been—what they're pleased/troubled about. Ask them about last week's sharing project. Have them begin the Readiness Activity of your choice.



Readiness Activities

Select the activity most appropriate for your situation.

A. Find the Difference

Place sets of objects (two alike and one different) in paper bags, one set in each bag. (two apples, one orange; two cups, one plate, etc.) Let a child take from a bag one of these groups of things. Ask: **Which one is different?**

Ask: **Are the two alike better than the different one?** (No, they are just different.) Repeat the process several times. Each time say: **"One isn't better than the other; they are just different."**

Debriefing

Allow response time as you ask: **What would the world be like if we had only bananas and no other fruit? How would it be if all people were the same size or had the same color hair? God made different animals, plants, and people. But even if we are different from one another, God loves each of us the same way, and He wants us to tell that to others. And that's our message today:**

You Need:

- everyday objects in sets of three, two alike and one different (see activity)
- bag for each set of three



We help others when we tell them about Jesus.

Say that with me.

B. Rainbow Game

Put the large paper squares on the floor in different parts of the room.

Show a small square of paper of any color; ask the children wearing that color to find and stand on or around the paper of the same color on the floor. Continue until all the children are standing on or near a paper.

Debriefing

Allow response time as you ask: **You made a nice rainbow; did you know that? Were you all standing on the same piece of paper? Why? Jesus doesn't care whether we have straight hair or curly hair—or any hair at all! He doesn't look at our freckles or the color of our eyes. Isn't that wonderful? It makes me so happy that I want to tell others that Jesus loves you and me. And that reminds me of today's message:**



We help others when we tell them about Jesus.

Say that with me.

You Need:

- large paper squares of different colors (red, yellow, green, white, blue, black, brown)
- smaller paper squares, same colors as above

PRAYER AND PRAISE



Fellowship

Welcome all of the children, particularly visitors. Celebrate birthdays and make announcements. Review last week's memory verse.

Suggested Songs

- "This Little Light of Mine" (*Little Voices Praise Him*, no. 313)
- "All Children Need the Saviour" (*Little Voices Praise Him*, no. 178)
- "Oh, Where" (*Little Voices Praise Him*, no. 311)
- "Share the Good News" (*Little Voices Praise Him*, no. 312)
- "I Can Help" (*Little Voices Praise Him*, no. 289)
- "I'm a Little Helper" (*Little Voices Praise Him*, no. 293)

Mission

Use a story from *Children's Mission*.

Offering

Remind the children of the place where mission offerings go this quarter.

Say: **We can serve Jesus by bringing our offerings to Sabbath School.**

Prayer

Pray for children around the world. If people from another country are worshipping in your church, invite some to come and pray in their language.

*Prayer and Praise may be used at any time during the program.

2

Bible Lesson

Experiencing the Story

You Need:

- trash can
- bowl or basin
- paper
- scissors
- tape
- markers
- cylinder of cardboard

Make a simple well from a trash can with a bowl or basin in the bottom and a cylinder made of cardboard for the exterior walls. If desired, paint the cardboard to look like large stones.

Make finger puppets, using two strips of paper for every child. (On one strip, represent the face of Jesus; the other one will represent the Samaritan woman. You can make the woman strip a different color

or cut some more paper to put "hair" on her.) Tape them so the children and the teacher can put one on the index finger of each hand. Put Jesus on the left hand and the Samaritan woman on the right hand. If you don't have many children, you could draw the eyes and the mouth of each character directly on the child's fingers and add some hair or a bow to differentiate Jesus from the Samaritan woman.

Say: **We will all be telling our story for today. When I mention Jesus doing something, act that out with the finger with the man's face. When I talk about the Samaritan woman doing something, act it out with the hand with the woman's face.** (Demonstrate.)

Read or tell the story.

Jesus and His disciples were traveling. *[Lead children to walk around the room.]* It was hot, and they were tired, hungry, and thirsty. So they stopped to rest by a well. *[Stop by the well.]* But the water was way down *[look down]*, and they couldn't reach it. *[Sit down by the well.]*

His disciples went into town to buy some food. But Jesus waited by the well. Usually nobody came to the well at this time of day. It was just too hot to

go out. If someone wanted water, they came early in the morning or late in the evening. But someone was coming now! *[Bring your other finger from far away and stop near "Jesus."]* It was a woman with a water bucket! Jesus knew this woman was a Samaritan. He knew that most Samaritans and Jews didn't like each other. Jesus was a Jew, but He liked the people of Samaria. *[Nod with your "Jesus" puppet.]* Jesus loved everyone.

When the woman arrived, He asked her, "May I please have a drink of water?" *[Make Jesus bow before the woman.]* The woman was very surprised. "Why are you asking me for something? *[Make your Samaritan "woman" "talk," "moving your finger.]* You are a Jew, and I am a Samaritan! Why would you talk to me?"

Jesus smiled. He knew that the woman had some problems and that many of the people in her town didn't like her. But that didn't matter to Jesus. He loved her and wanted to help. They talked for a long time. *[Move "Jesus" finger as if talking.]*

While they were talking she said, "I know that God will send a very special Person to help people understand Him better."

Jesus replied, "I am that special person God sent. I am the Savior."

She was so excited that she ran all the way back to town. *[Move your finger as if running.]* She was anxious to tell everybody about Jesus. She was so happy! You could tell just by looking at her that something wonderful had happened to her.

When the disciples came back with food, they tried to get Jesus to eat. Jesus told them that there were more important things to do right then.

Soon after that, many townspeople came back with the woman to see Jesus. *[Have woman finger return.]* They

wanted to know what it was that made the Samaritan woman look so happy. *[Lift your woman finger and smile.]* They wanted to be happy too. They wanted to meet this man who didn't care if they were different, who just loved them. They invited Jesus to stay with them. *[Put your right hand around your "Jesus" finger.]* And He went to their town *[both hands walk to town]* and told them how much God loved them. Those people were so happy to hear about God's love that they went and told other people too.

Jesus says, "Tell how much God has done for you." *[Repeat, with children moving their "Jesus" finger while they say it.]* We tell others about God because we want everybody to know about His love. Everybody needs to know about Him. You can help people by telling them about Jesus. Remember:



We help others when we tell them about Jesus.

Debriefing

Allow response time as you ask: **Why didn't the woman offer Jesus a drink? Do you know some people who are different from you in some way? Does Jesus love them? How do you feel when you are with people who are different from you? How do you think Jesus feels about those people? What could you do to help them know that Jesus loves them?**

You Need:

Bible

Bible Study

Open your Bible to John 4. Point to verses 1-42 and say: **This is where we find today's story in God's Word, the Bible.** Point to each verse as you read aloud verses 6-9, 25, 26, 28-30, 39-41, paraphrasing as necessary.

Debriefing

Ask: **Where did Jesus rest? Who came near while Jesus was resting? What did she do when Jesus told her who He was? Whom did she bring to hear Jesus? How long did Jesus stay with those people? Why did He stay there? Was the woman helping others when she told them about Jesus? Can you tell others about Him too? Remember:**



We help others when we tell them about Jesus.

Memory Verse

Open your Bible to Luke 8:39 and say: **And this is where today's memory verse is found.**

Read the verse aloud. Then make the following gestures while you repeat the verse. Ask the children to do what you do while they say the verse with you.

You Need:

Bible

"Tell

Cup your hands around your mouth.



how much God

Point up.



has done for you."

Point at each other.



Luke 8:39

Put palms together; then open.



Repeat as necessary.

This verse says that we can talk to others about Jesus' love. When we do that, we are helping others, just as Jesus did in our story. Remember . . .



We help others when we tell them about Jesus.

Say that with me.

3

Applying the Lesson

Bubbles

You Need:

- pictures of people (old, young, different cultural, ethnic, or socio-economic groups)
- bubble solution
- bubble blower
- socks or mittens

One at a time show the pictures of people from different backgrounds and ask: **What can I do to help this person? What can I tell this person about Jesus?** Allow response time. **One way of helping others is telling them that Jesus loves them.**



We help others when we tell them about Jesus.

Let's say that together once more. (Repeat with the children.)

Have the children sit in a circle with you. Blow some bubbles, then say: **Bubbles are beautiful. They're also very fragile. That means they break easily. Let's play a game and see if we can catch some bubbles without breaking them.** Have the children try to catch bubbles with their hands.

Did anyone catch a bubble without breaking it? It's hard to catch bubbles with our hands, because they always pop. But if we are very gentle and we cover our hands, we can catch them. Let's try it. Give each child a sock or a mitten, and have the children put them on their hands. Blow some more bubbles. Say: **See if you can catch a bubble with the tip of your sock. Be gentle.** Give them time to try, then say: **Sometimes people are like these bubbles. We can hurt them if we're not gentle and careful. Let's try something else.**

Let's try to pass a bubble to each other without breaking it. Give children time to try to pass a bubble.

That's the way we have to treat people, in a gentle way. How can we be gentle and kind with other people? How do you feel when you are treated in a gentle way? When we treat people in a gentle way, we are treating them like Jesus did, and we are telling them that Jesus loves them.

Adapted from *Growing Little Helpers* (Loveland, Colo.: Group Publishing, 1995), p. 25.

Present different everyday situations:

1. A new child comes to kindergarten or to Sabbath School.

What can you do to help them?

Wait for the children to answer. Then add to their ideas (sit with them, show them where to put the offering, share pencils, etc.). **What would Jesus do or say if He were here?**

Repeat with other scenarios.

2. You see a new child at the playground.
3. You see someone who looks different from you on the street, at the park, etc.
4. You visit neighbors or friends who don't attend church.

Debriefing

Allow response time as you ask: **What can we do to help these people? Does Jesus love these people? How can we show them Jesus' love? You know, we really are helping others when we do nice things for them and tell them about Jesus. Let's say our message together.**



We help others when we tell them about Jesus.

(Repeat with children.)

4

Sharing the Lesson

Sing and Sign

You Need:

- sign language of "Jesus Loves Me" (chorus only) (See page 37.)
- *Little Voices Praise Him*

Teach the children to use sign language as they sing the chorus only of "Jesus Loves Me" (*Little Voices Praise Him*, no. 102). Tell them to sing it for someone during the week. Sing it twice, first with "Jesus

loves me," then with "Jesus loves you," pointing to each other for the word "you."

Yes, Jesus loves me.

The Bible tells me so.

(See margin for signs.)

Note: if the children are small, teach them only the signs for "Jesus loves me." If desired, children may teach this song to the adults on thirteenth Sabbath as part of your sharing activities.

NOTE: See page 144 for the sign language for the complete song.

Debriefing

Allow response time as you ask: **Can**

anybody tell me how we can help others with this song? Do you know somebody who can speak only with sign language? Could you sing this song to that person? We can sing it to other people even if they can't hear us sing. It's a wonderful thing to help others know that Jesus loves them. It makes everybody happy: Jesus, the other person, and us. Just remember,



We help others when we tell them about Jesus.

When you sing "Jesus loves me, Jesus loves you," you are helping people. Say with me,



We help others when we tell them about Jesus.

Let's all do that this week, just as the Samaritan woman did.

Closing

Close by using the sign language while singing the chorus of "Jesus Loves Me." Then pray that the children will show and tell others about Jesus' love every day.



Yes



Jesus



loves



me



the Bible



tells



me



so

STUDENT LESSON

The Woman at the Well

References

John 4:1–42; *The Desire of Ages*, pp. 183–195

Memory Verse

“Tell how much God has done for you” (Luke 8:39, NIV).

The Message

We help others when we tell them about Jesus.

Have you ever been so thirsty that you couldn't wait to get a drink? One day when He was traveling, Jesus became very thirsty. Would someone get Him a drink?

Jesus sat beside the well in the middle of the day. He was very thirsty. He was hungry too. His disciple friends had gone into the town to buy food. But Jesus had decided to sit by the well to rest. Jesus didn't have a bucket with a rope tied on it, so He didn't have any way to reach

any of that nice cool water. Maybe someone would come to get water from the well and offer Him a drink.

Around lunch-time a woman came to the well. She had a water jug! She was going to get some water! Jesus looked at her. He knew that she was a Samaritan. And He knew that the people of Samaria didn't like Jews and that the Jews didn't like Samaritans. Jesus was

a Jew, but He liked Samaritans! He liked people of every country!

Jesus knew that the woman wouldn't speak to Him. She would not speak to a Jew. So Jesus said to her, “May I please have a drink of water?”

The woman was very surprised! “You are a Jew,” she said. “And you are talking to me? You know that I'm a Samaritan!”

“That's right!” Jesus said with a smile. Then He began to talk to the woman. She was so interested in what Jesus was saying that she forgot to get Him a drink! Jesus knew that the woman had

troubles. He knew that people didn't like her very much. But that didn't matter to Jesus. He loved everybody!

Although He was tired and thirsty, Jesus could see that the woman needed to know about God's love. He wanted to help her even more than He wanted

a drink of water. As they talked, the woman told Him that she knew God had promised that a Savior would come and help people understand about Him.


Then Jesus surprised her! He said, “I am that Savior!”

The woman was so happy! Jesus was the Savior, and He was her friend! Quickly she left her water jug and ran back into the town. She wanted to tell

other people about Jesus.

It didn't take long for people to gather at the well. The woman had told people all over town about Him. They listened to Jesus' stories and invited Him to stay with them. For two days Jesus stayed and told them about God's love.

Jesus loves and helps all people. It doesn't matter to Him where they come from or what they look like. Everyone needs to know about Jesus. You can help by telling others about God's love. You can be loving like Jesus.



Do and Say

Sabbath

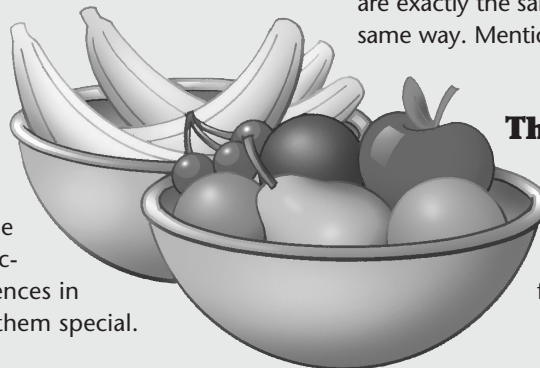
Read the Bible story together. Name some people in your neighborhood and ask your child, "Does Jesus love them?" Sing "Jesus Loves Me." Every day use the motions learned in Sabbath School to say the memory verse.

Sunday

Ask your child to tell you the lesson story. Help him or her tell or sing "Jesus Loves Me," using the sign language learned in Sabbath School. Help your child give a cup of cool water to someone. Thank Jesus for His love for your child.

Monday

Let your child help you prepare a small bowl of one kind of fruit. In another bowl, make a fruit salad. Ask the child which is more attractive. Why? Discuss differences in people and what makes them special.




Tuesday

Read the Bible story together from John 4:6-9, 25, 26, 28-30, 39-41. Talk about God's love for all people. Go for a walk and collect different rocks or leaves or

flowers. Help your child understand that each is special in its own way. Say: People are special in their own way too, and Jesus loves them all.

Wednesday

Help your child act out the way different animals walk, or reproduce the different sounds they make. Point out that no sounds are exactly the same and that not all walk or move the same way. Mention again that God likes variety.



Thursday

Help your child prepare a treat for someone who is of a different ethnic group. Let your child help you prepare some food from another culture for a family meal.

Friday

Help your child act out the lesson story for family worship. Sing "Jesus Loves Me" and use motions when you sing the chorus. Thank Jesus for His love. Say the memory verse together.