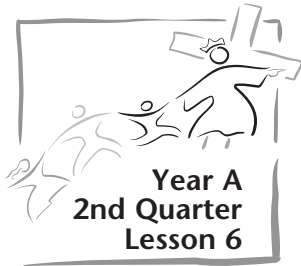


LESSON



Jesus Reads in Church

WORSHIP

We worship God by what we do.

References

Luke 4:16–22; *The Desire of Ages*, pp. 236–243.

Memory Verse

“Let us go to the house of the Lord” (Psalm 122:1, NIV).

Objectives

The children will:

Know that going to church and studying God’s Word was important to Jesus.

Feel happy that they can go to church and worship God with others.

Respond by enthusiastically participating in Sabbath School and church.

The Message



We worship God in Sabbath School and church.

Getting Ready to Teach

The Bible Lesson at a Glance

One day Jesus goes back to visit friends and family in Nazareth, His hometown. Jesus goes to the synagogue on Sabbath and is asked to read the Scriptures. He stands up to read from a scroll that contains the writings of the prophet Isaiah. Then He sits down to talk to the people about what He just read.

This is a lesson about worship.

Reading the Bible, praying, talking with others about God—these are all ways we worship God. We worship God when we take part in Sabbath School and church.

Teacher Enrichment

“During His childhood and youth, Jesus had worshipped among His brethren.”

SIX

Program Outline			
LESSON SECTION	MINUTES	ACTIVITIES	MATERIALS NEEDED
Welcome	ongoing	Greet students at door; hear pleased/troubled	none
1 Readiness Options	up to 10	A. <i>It's in the Scrolls</i> B. <i>Finger Play</i>	paper, ribbon or string, picture or replica of a scroll none
* Prayer and Praise*	up to 10	See page 63. *Prayer and Praise may be used at any time during the program.	
2 Bible Lesson	up to 20	Experiencing the Story	song: "Here Is the Way We Walk to Church"
		Bible Study	Bible
		Memory Verse	Bible
3 Applying the Lesson	up to 15	<i>We Help in Church</i>	Bible; name tags; dress-up clothes and items to conduct Sabbath School and church, such as offering baskets, tithe envelopes, dark choir robe or suit jacket
4 Sharing the Lesson	up to 15	<i>Jesus Loves Us</i>	song: "Jesus Loves Me"

ren in the synagogue at Nazareth. Since the opening of His ministry He had been absent from them, but they had not been ignorant of what had befallen Him. As He again appeared among them, their interest and expectation were excited to the highest pitch. . . . All eyes were turned upon Him as He entered the synagogue upon the Sabbath day, and took His place among the worshippers. . . .

"When a rabbi was present at the synagogue, he was expected to deliver

the sermon, and any Israelite might give the reading from the prophets. Upon this Sabbath Jesus was requested to take part in the service. He 'stood up to read. And there was delivered unto Him a roll of the prophet Isaiah.' Luke 4:16, 17, RV, margin" (*The Desire of Ages*, p. 236).

Room Decorations

See Lesson 1. Have the children sit facing a church scene.

Teaching the Lesson

Welcome

Welcome each child by name as they come in the door. Ask them about their week. Follow up on last week's sharing activity.



Readiness Activities

Select the activity most appropriate for your situation.

You Need:

- paper
- string or ribbon
- picture or replica of a scroll

A. It's in the Scrolls

Tell the students you are going to make scrolls, which were the Bibles of Jesus' day. Show a picture or replica of a scroll. Distribute 8½" x 11" (or A4) paper and a length of string or ribbon to each student. Have the students place the paper on the table horizontally. Show how to roll the scrolls. Younger students can roll them into a cylindrical shape. Older students can roll from both ends inward. Tie the string or ribbon around the rolls.

Debriefing

Say: **Jesus read from a scroll like this when He went to church. He worshipped God with His family in church every week. Like Jesus,**



We worship God in Sabbath School and church.

Say that with me.

B. Finger Play

Lead the children in the following finger play:

This is the church. (Interlock fingers of both hands, palms down.)

This is the steeple. (Lift index fingers, each touching the tip of the other.)

Open the door (Turn hands with fingers, palms up.)

And see all the people. (Wiggle fingers.)

Repeat this a few times until the children can do it comfortably.

Debriefing

Ask: **What kinds of things do you think the people will do in church? What do you like best to do in church and Sabbath School? Do you like to help your teacher? What do you do during prayer time? What do you do when it's time to sing? Remember . . .**



We worship God in Sabbath School and church.

Say that with me.

PRAYER AND PRAISE

**Fellowship**

Welcome all of the children, particularly visitors. Celebrate birthdays and make announcements. Review last week's memory verse.

Suggested Songs

"Making Music" (*Little Voices Praise Him*, no. 220)

"Come Praise the Lord" (*Little Voices Praise Him*, no. 211)

"God's House" (*Little Voices Praise Him*, no. 185)

"I Go to Church" (*Little Voices Praise Him*, no. 187)

Mission

Use a story from *Children's Mission*. Ask after story: **How did people worship God in our story today?** (Don't limit discussion to Sabbath activities.)

Offering

Say: **We worship Jesus by giving our offerings.**

Prayer

Today we are talking about things we do in church, including prayer. We can sing a prayer to God. Sing "Whisper a Prayer" or "Into My Heart."

*Prayer and Praise may be used at any time during the program.

2

Bible Lesson**Experiencing the Story**

At different times during the story the children will be asked to sing words to the tune of "Here Is the Way We Walk to Church" (*Little Voices Praise Him*, no. 186). Review the story and practice the songs yourself before sharing them with the children. It will be helpful to share the songs with your adult helpers also so they are prepared to assist you with the singing.

You Need:

- song ("Here Is the Way We Walk to Church")

Say: **This is the way things may have happened after Jesus had grown up.**

Read or tell the story.

When Jesus grew up, He left His carpenter shop in Nazareth. It was time for Jesus to go help people in other towns. Wherever He went, He would go to church and teach the people more about God's love. The people in the churches were happy that He came!

After Jesus had been gone a while, He went back to visit His family and friends in Nazareth. It was so good to see everyone!

On Friday He helped clean the carpenter shop. *[Use a sweeping motion. Sing:]*

*This is the way we clean the shop,
clean the shop, clean the shop.*

*This is the way we clean the shop,
to prepare for Sabbath morning.*

Then He went home to help His mother clean the house and make food for Sabbath. That evening Jesus and His family ate a special welcome-the-Sabbath meal. *[Use an eating motion. Sing:]*

*This is the way we eat our meal,
eat our meal, eat our meal.*

*This is the way we eat our meal
to welcome in the Sabbath.*

After their meal Jesus and His family went to bed. The next morning they got up early to get ready for Sabbath School and church.

[Use a face-washing motion or a teeth-brushing motion. Sing:]

*This is the way we wash our face,
wash our face, wash our face,*

*This is the way we wash our face
to prepare on Sabbath morning.*

*This is the way we brush our teeth,
brush our teeth, brush our teeth.*

*This is the way we brush our teeth
to prepare on Sabbath morning.*

Then Jesus walked to church with His family and friends. *[Line up the students at one end of the room; march around the room. Sing:]*

*This is the way we walk to church,
walk to church, walk to church.*

*This is the way we walk to church
to go to Sabbath School.*

[Have the children sit down, or sit in front of a church scene.]

During the church service the people sang songs about God. *[Wave your hand as if conducting a choir. Sing:]*

*This is the way we sing a song,
sing a song, sing a song.*

*This is the way we sing a song
in church on Sabbath morning.*

Then they would pray together. *[Fold your hands as if in prayer, or kneel. Sing:]*

*This is the way we pray to God,
pray to God, pray to God.*

*This is the way we pray to God
in church on Sabbath morning.*

The best part of all was listening to stories from the Bible. In those days the Bible was written on scrolls like the one(s) we made earlier. *[Show the students your replica of the scroll.]* The elder for the day usually read from the scroll and talked about it.

When the people saw Jesus walk into the church, they all started whispering.

What do you think they said? *[Allow time for responses.]*

[Whisper loudly as you put your open hand to the side of your mouth as if you are telling a secret.] "There's Jesus." "There's the carpenter's son." "Did you hear that He has healed people?" "I heard that He performs miracles." "Really?" "How can He do that? I wonder if He'll do that here."

One of the elders asked Jesus to read from the scroll and talk about it. Of course Jesus said yes, because He loved to read the Scriptures and talk about God. He wanted people to know how much God loved them.

The elder picked the part of the Bible called Isaiah. Jesus took the Bible scroll in His hands, and read to the people.

[Have the children open their scrolls and pretend to read. Sing:]

*This is the way we read the scroll,
read the scroll, read the scroll.*

*This is the way we read the scroll
in church on Sabbath morning.*

When Jesus stopped reading, He sat down. Then He talked to the people about the words He had just read. The people sat quietly and listened.

[Have the children fold their hands and sit still. Sing:]

*This is the way we hear Him talk,
hear Him talk, hear Him talk.*

*This is the way we hear Him talk
in church on Sabbath morning.*

Jesus liked to worship God in church.
[Have the children point a finger upward. Sing:]

*This is the way we worship God,
worship God, worship God.*

*This is the way we worship God
in church on Sabbath morning.*

Debriefing

Allow response time as you ask:
What do you like to do best in Sabbath School? What do you like to do best in church? Who reads from the Bible in our church? Do they read from a scroll? When you come to Sabbath School and church

on Sabbath, you are telling God that you love Him. Remember . . .



We worship God in Sabbath School and church.

Say that with me.

Bible Study

Open your Bible to Luke 4:16-22. Point to the text and say: **Here is where we find today's story in God's Word, the Bible.** Read aloud verse 16, and the first part of verse 17.

You Need:

Bible

Debriefing

Say: **Jesus went to church every Sabbath and He helped in church.**

Ask: **What are some things you can do to help in Sabbath School and church?** (Help pass out and/or put away toys and craft items, welcome visitors, straighten chairs, put trash in can, hold things for the teacher, pass the offering basket and collect offering during children's story, be quiet during prayer, sing songs, etc.)

Say: **Did you know that . . .**



We worship God in Sabbath School and church.

That's our message for today. Let's say it together.

Memory Verse

Turn to Psalm 122:1. Hold the Bible so the children can see the verse. Say: **This is where our memory verse is found in God's Word, the Bible.** Point to each word as you read the text aloud. **"Let us go to the house of the Lord" (Psalm 122:1, NIV).**

Have the students repeat the verse after you, using the following motions:

You Need:

Bible



“Let us go

March in place.



to the house

Put fingertips together, still marching, if possible.

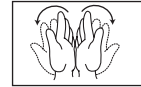


of the Lord.”

Spread arms open wide to the sky, still marching, if possible.

Psalm 122:1

Put palms together; then open.



Have the children line up and march from where they are sitting to the church scene while doing the motions.

3

Applying the Lesson

We Help in Church

You Need:

- Bible
- name tags
- dress-up clothes for children
- offering baskets
- tithe envelopes
- white gloves (optional)
- dark choir robe or suit jacket
- other choir robes

Form two groups, one to “conduct” Sabbath School, the other to “conduct” church. Give them name tags with symbols of Sabbath School and church jobs. Have dress-up clothes and other items for them (dark robe or jacket for the minister, or choir robes for choir members; white gloves for deaconesses; offering baskets and envelopes for deacons, etc.). Assist the children in conducting a mini-Sabbath School and church service. If there is time, have the groups switch jobs.

Debriefing

Allow response time as you say: **There are many things that happen in Sabbath School and church. Today you had a chance to do some of them. What was your favorite thing? Would you like to do it again sometime? How did it feel to help? Could you help do some of these things in our church? Remember . . .**



We worship God in Sabbath School and church.

Say that with me.

4

Sharing the Lesson**Jesus Loves Us**

Say: **We are going to take part in a real church service in a few weeks. We are going to teach our church family to sing "Jesus Loves Me." Let's practice it now.** Practice the song, using the motions learned for the chorus. (See page 37.) You will want to practice this each week. Arrange with the adult Sabbath School superintendent for a specific day and time.

Debriefing

Allow response time as you say: **We will practice our song every week until we are ready to sing it for the adults. Can we do a good job? How do you think the adults will feel when we sing for them? How will you feel? Who will help us do our best? What should we remember?**



We worship God in Sabbath School and church.

Say that with me one more time.

Closing

Thank God that we can worship Him by taking part in Sabbath School and church.

For next week: Invite medical professionals to come in uniform to your Sabbath School and bring some medical tools (stethoscope, tongue depressors, bandages, etc.).

STUDENT LESSON

Jesus Reads in Church

References

Luke 4:16–22;
The Desire of Ages,
 pp. 236–243

Memory Verse

“Let us go to the house of the Lord” (Psalm 122:1, NIV).

The Message

We worship God in Sabbath School and church.

What is your favorite thing about Sabbath School and church? Do you like the songs or the stories? Do you like to be with your friends? Jesus liked to go to church on Sabbath too!

When Jesus was a little boy, he probably helped his father Joseph in the carpenter shop. He was busy! But when Sabbath came, Jesus did not work. After work on Friday, and before sunset, He put everything away. The shop was nice and neat.

Jesus went to church with His family and His friends on Sabbath. At church people listened to stories read from the Bible scrolls. They would talk about the stories. They would pray together. Jesus loved to go to His church in Nazareth!

When Jesus grew up, He left Nazareth. It was time for Him to help people in other towns. Wherever He went, He would go to church and teach the people more about God’s love.

After Jesus had been away for a while, He went back to visit His family and friends in Nazareth. It was so good to see everyone! The people of Nazareth had been hearing stories about Him. They knew that Jesus had made some people well. They knew He had helped many people.

Soon it was Sabbath. Jesus was happy to worship God in Nazareth again. The people were happy to see Him. They asked Him to read from the Bible scroll.

Jesus was happy to read. He liked to help in church.


A helper in the church probably picked out a Bible scroll for Jesus to read.

It was from the part of the Bible called Isaiah. Jesus took the Bible scroll in His hands and began to read. When Jesus stopped reading, He talked about the words He had just read.

We like to go to church on Sabbath too. We like to worship

God with our family and friends too! We sing songs to tell God, “I love You!” We read from His Bible book and talk about the stories. We pray. We like to worship God just as Jesus did. Sabbath really is a happy day!

When you go to Sabbath School and church on Sabbath, you are telling Jesus that you love Him.



Do and Say

Sabbath

Use the following actions as you practice the memory verse together throughout the week:


- “Let us go to the house of the Lord.”** March in place.
Put fingertips together, still marching.
Spread arms open wide, still marching.
- Psalm 122:1** Put palms together; then open.

Sing a song about going to church. Thank God for your church.

“church” with toy people. Say: We worship God when we take part in church and Sabbath School.

Wednesday

Help your child make a picture of a church and write the memory verse on it. Hang it in a place where everyone can see it. Sing a song about church before you pray together.



Sunday

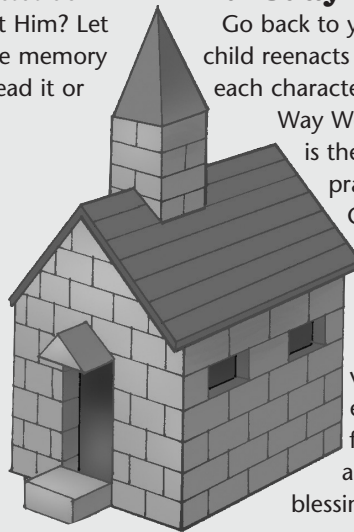
Review the Bible story. Ask: What did Jesus do in church? What had the people heard about Him? Let your child carefully hold the Bible. Find the memory verse (Psalm 122:1) and have your child read it or repeat after you.

Thursday

Go back to your church and toy people. As your child reenacts the church service sing about what each character is doing to the tune of “This Is the Way We Walk to Church.” For example: “This is the way we pray to God, pray to God, pray to God. This is the way we pray to God in church on Sabbath morning.”

Monday

Show your child Luke 4:16–22 in the Bible. Read some of it, paraphrasing as necessary. Ask your child to tell you what he or she learned about Jesus.



Tuesday

Help your child build a church out of blocks or other materials. Together, play

Friday

Help your child teach the memory verse to the rest of the family during evening worship. Talk about ways your family gets ready for Sabbath. Sing a song of thanks; then pray for God’s blessing on your Sabbath day.