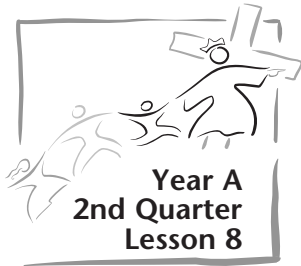


# LESSON



## One Said Thank You

### WORSHIP

We worship God by what we do.

#### References

Luke 17:11–19; *The Desire of Ages*, pp. 262–266, 348.

#### Memory Verse

“God, I will praise you forever” (Psalm 30:12, NIV).

#### Objectives

##### The children will:

**Know** that it makes Jesus happy when we remember to thank Him.

**Feel** that it’s important to say thank You to Jesus.

**Respond** by praising God with our thanks every day.

#### The Message



We worship Jesus when we thank Him.

## Getting Ready to Teach

#### The Bible Lesson at a Glance

As Jesus is walking He hears 10 men shouting, “Jesus! Help us!” He discovers that they have leprosy, and He tells them to go and show themselves to the priest. On their way to the priest they are healed. When only one man returns to thank Him, Jesus asks, “Where are the nine?”

#### *This is a lesson about worship.*

We worship God when we remember to thank Him for both little and big things.

#### Teacher Enrichment

“Of all diseases known in the East, leprosy was most dreaded. Its incurable and contagious character, and its horrible

# EIGHT

<b>Program Outline</b>			
<b>LESSON SECTION</b>	<b>MINUTES</b>	<b>ACTIVITIES</b>	<b>MATERIALS NEEDED</b>
<b>Welcome</b>	ongoing	Greet students at door; hear pleased/troubled	none
<b>1</b> <b>Readiness Options</b>	up to 10	A. <i>Feel the Texture</i>  B. <i>No Hands</i>	items with different textures, such as tree bark, feathers, smooth stone, cooked spaghetti, etc.; small paper bags  books, pencils, paper, spoons, paper clips, other small items
<b>*</b> <b>Prayer and Praise*</b>	up to 10	See page 83. <b>*Prayer and Praise</b> may be used at any time during the program.	
<b>2</b> <b>Bible Lesson</b>	up to 20	Experiencing the Story	butcher paper or newsprint, scissors, red markers or small round stickers, pencil
		Bible Study	Bible
		Memory Verse	Bible
<b>3</b> <b>Applying the Lesson</b>	up to 15	A. <i>Thank-You Banner</i>  B. <i>International Thank You</i>	butcher paper or fabric, colored pencils or crayons, stickers, pictures, glue, scissors (optional)  none
<b>4</b> <b>Sharing the Lesson</b>	up to 15	<i>Remember Ribbons</i>	colored ribbon or yarn

effect upon its victims, filled the bravest with fear. . . . Deep-rooted, ineradicable, deadly, it was looked upon as a symbol of sin. . . . Like one already dead, he was shut out from the habitations of men. Whatever he touched was unclean. The air was polluted by his breath. . . . If pronounced a leper, he was isolated from his family, cut off from the congregation of Israel, and was doomed to associate with those only who were similarly afflicted" (*The Desire of Ages*, p. 262).

"The Lord works continually to benefit mankind. . . . But their hearts are unimpressed. He has given all the riches of heaven to redeem them, and yet they are unmindful of His great love" (*ibid.*, p. 348).

Are you teaching thankfulness by example?

What are some of the things for which you thank God?

### **Room Decorations**

See Lesson 1.

# Teaching the Lesson

## Welcome

Welcome children at the door. Ask how their week has been—what they’re pleased/troubled about. Ask them about their sharing project for the week.



## Readiness Activities

Select the activity most appropriate for your situation.

### A. Feel the Texture

#### You Need:

- three items with different textures (tree bark, feather, cotton ball, an orange, smooth rock, etc.)
- small paper bag for each item

Place each item in a different bag. Ask the children to close their eyes, reach into a bag and touch the item, then pass the bag to the next person. When all have had a turn, ask them to guess what it is. (Large class option: Circulate several bags at once or divide the class into small groups and give each a set of bags.)

**I’m glad God gave me the sense of touch. Our sense of touch lets us know if something is soft or hard, wet or cold, warm or squishy. The parts of our bodies that feel things are called nerves. If the nerves in your fingers died, you could burn your finger and never feel it.**

#### Debriefing

Allow response time as you say: **How do you feel about having a sense of touch? God made us that way. Let’s thank Him for the way we are made. We can thank Jesus when we pray, and we can pray anytime, anywhere. Remember,**



We worship Jesus when we thank Him.

**Let’s say that together.**

### B. No Hands

#### You Need:

- books
- pencils and paper
- spoons
- paper clips
- other small items

Ask the children to sit in a circle on the floor. Place the books, pencils and paper, spoons, paper clips, etc., in the center of the circle. Ask the children to make a fist with their hands and then pick up and use any of the items on the floor. Be sure their hands stay as fists.

#### Debriefing

Allow response time as you ask: **Was it hard to read a book or pick up a paper clip when you couldn’t use your fingers? How would you feel if you had a sickness that made your fingers quit work-**

**ing? Leprosy is a disease that sometimes makes fingers quit working. In our Bible story today we're going to learn about some people who had leprosy. Aren't you happy that all your fingers work? Let's thank Jesus for our fingers.**



We worship Jesus when we thank Him.

**Say that with me.**

## PRAYER AND PRAISE



### **Fellowship**

Report the students' joys and sorrows (pleased and troubled) as reported to you at the door (as appropriate). Allow time for sharing experiences from last week's lesson study. Review last week's memory verse. Acknowledge any birthdays, special events, or achievements. Greet all visitors.

### **Suggested Songs**

"With the Fingers Jesus Gave Me" (*Little Voices Praise Him*, no. 83)

"Making Music" (*Little Voices Praise Him*, no. 220)

"Come Praise the Lord" (*Little Voices Praise Him*, no. 211)

"My God Is So Great" (*Little Voices Praise Him*, no. 112)

### **Mission**

Share a story from *Children's Mission*.

### **Offering**

Say: **Our offering goes to help other people learn that Jesus loves them and cares for them too.**

### **Prayer**

Sit in a circle. Begin the prayer by thanking Jesus for one thing. Gently tap the child next to you. That child can thank Jesus for one thing and then gently tap the next child. Continue until each child has thanked Jesus for something.

\*Prayer and Praise may be used at any time during the program.

2

**Bible Lesson**

**Experiencing the Story**

**You Need:**

- butcher paper, newsprint, or several pieces of lightweight paper taped together
- scissors
- red markers or small round stickers
- pencil

Fold the paper so it will make a chain of 10 men once it is cut out. Draw a stick man pattern. (See illustration.)

**Read or tell the story.**

Jesus and His disciples walked along the road to Jerusalem. *[Start cutting the paper while you talk.]* As they came near a village Jesus heard a group of men calling to Him from a distance. The men called and called, "Jesus, Master, have pity on us!" They didn't come close to Jesus. They just stood a long way off and called. There were 10 men. *[Show the children*

*the paper doll chain.]* Do you know how many 10 are? Can you show me with your hands? Help me count them so we make sure we have 10 men here. *[Let the children count the men in the paper chain.]*

These men were sick. They had a disease called leprosy. Leprosy can kill the nerves in your body. Your nerves let you feel things. Leprosy can cause sores on the face and hands and feet. Can you show me what sick people may look like? *[Distribute the red markers or red stickers and let the children put spots on the paper-chain men. For large classes, have a second paper chain available so all the children have a chance to participate.]* These men look really sick, just like those lepers.

In Jesus' time, when someone had leprosy, they had to leave their homes. They couldn't live with their families anymore, because they might give their families leprosy. They couldn't hug or kiss their children, because they might

give them leprosy. They couldn't go to church, because they might give leprosy to the people at church.

If someone got leprosy, they were sent out of the village to live with other lepers. People from the village would come and set out food for them and then leave. After they left, the lepers would come and pick it up. If someone came close to them by accident, they would have to shout "Unclean, unclean" and go in the other direction to make sure that person didn't get close enough to get sick too.

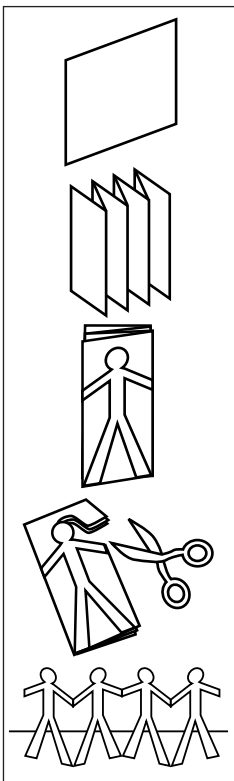
How would you feel if you had to go live outside by yourself because you were sick, and you had to shout "Unclean, unclean" if someone started to come close to you?

I need your help now. Every time I say, "Lepers," I want you to say, "Unclean! Unclean!" just as they had to. The lepers weren't happy about it, so they sounded very sad when they said it. Can you make it sound very sad? *[Practice with the children a few times.]*

The **10 lepers** ["Unclean! Unclean!"] had heard about Jesus. They knew that He had made many people well, and they hoped He would take away their sickness. That's why they called to Him.

Jesus knew they wouldn't come close to Him. He knew they were **lepers**. ["Unclean! Unclean!"] He loved them and He wanted to help them.

So Jesus said to them, "Go show yourselves to the priest at the Temple." That might seem strange to us, but in Jesus' time only a priest decided if a person did or did not have leprosy. The priest was the one who told someone to leave his family, so the priest was the only one who could allow a person to come back to his family. That's why Jesus told the **lepers** ["Unclean!



Unclean!”] to go show themselves to the priest.

Even though the men still had leprosy, they did what Jesus told them. They headed straight for the priest, and as they went they were healed. Suddenly the leprosy was gone! [Turn the paper doll chain around and show the back side, which is clean and white.] They were well! Their sores were gone, and their skin was soft and new. They could feel their feet again. Now they could run! They couldn’t wait to see the priest! They would be able to go home again soon.

Jesus and His disciples watched the 10 men running off into the distance. Suddenly one of them stopped and turned around. What was wrong? Hadn’t he been healed? Nine men kept running [tear one man off the paper doll chain and place the other nine out of sight], but one was coming back. And he was shouting something. Was it “Unclean, unclean”? No, he was shouting something else. It sounded like “Praise God! Praise God!” He ran all the way back to Jesus and fell down at Jesus’ feet. “Thank You, Jesus,” he said. “Thank You so much! Thank You for making me well!”

I don’t know if this man knew that David had written a verse that says “God, I will give You thanks forever,” but I’m sure that was what this man felt.

Jesus smiled at the man. He was glad the man was well. But Jesus was a little sad too. He said, “I know there were 10 men who were sick and who are well now. Where are the other nine?” They hadn’t come back to thank Jesus. Only one man out of the 10 said thank You.

Jesus loves to make people well. He loves to make people happy. And He loves to hear people say thank You. We worship Jesus when we thank Him for what He does for us. Let’s thank Him right now for taking care of us. (Offer a short prayer of thanks.)




### Debriefing

#### Ten Men

Ten men sat by the side of the road; They were sick and sad. Then Jesus came! He made them well— And all the men were glad! Ten glad men went running home; “We’ll tell our friends!” they said. But one man stopped and turned around.

“Thank You, Lord!” he said.

(Based on Luke 17:11–19.)



Mary Gross, ed., *Finger Play Activities* (Ventura, Calif.: Gospel Light, 1995), p. 64.

Ask: **How do you think Jesus feels when we say thank You? What can you thank Jesus for?** (Take answers.)

### Bible Study

Open your Bible to Luke 17:11. Point to verses 11–19 and say: **This is where today’s story is found in God’s Word, the Bible.** Read verses 11–19 aloud, pointing to each verse as you read it. Ask questions about the verses.

#### You Need:

Bible

### Memory Verse

Open your Bible to Psalm 30 and point to verse 12. Say: **This is where our memory verse is found in the Bible, God’s Word.** Point to each word as you read the text aloud.

Teach the children the memory verse by singing it to the tune of “Alleluia” (*Sing for Joy*, no. 16).

#### You Need:

Bible

*God, I’ll praise You forever,  
praise forever,  
praise forever,  
God, I’ll praise You forever.  
Psalm 30, verse 12.*

Sing it several times until children know the words and tune.

3

**Applying the Lesson**

**A. Thank-You Banner**

**You Need:**

- butcher paper or fabric
- colored pencils or crayons
- stickers of people, animals, nature things, etc.
- pictures, scissors, and glue (optional)

In advance: Cut the paper or fabric into triangular banners, one for each child. Write the words *Thank You, Jesus* on each banner.

Allow the children to color their banners and add stickers or draw pictures of things for which they would like to thank Jesus. (Option: provide pictures from magazines and allow the children to cut out and glue to their banner pictures of things for which they are thankful.)

**Debriefing**

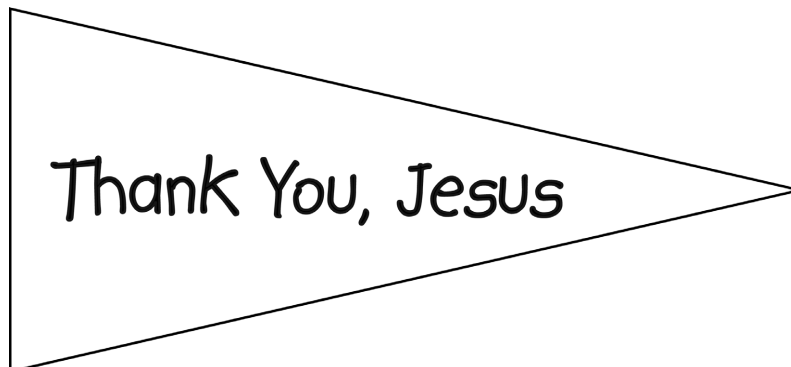
Invite the children to show and tell about their banners. (Large class option: Assign five or six children to an adult helper.)

Allow response time as you say: **You have made some lovely thank-You banners. Take them home today and put them someplace where they will remind you to thank Jesus every day for all the good things He gives us. And always remember, we can thank Jesus anytime, anywhere.**



We worship Jesus when we thank Him.

**Say that with me.**



**B. International Thank You**

Teach the children to say thank you in two or three of the different languages below:

- French: merci
- Spanish: gracias
- Swedish: tack
- Portuguese: obrigado
- German: danke
- Russian: spasiba
- Japanese: arigato
- Chinese: shie-shie
- Indonesian: terimakasih

**Debriefing**

Say: **There are many different ways to say thank You to Jesus, just as there are many different things for which to thank Him. Jesus likes to hear us say thank You.**



We worship Jesus when we thank Him.

**Say that with me.**

## 4

**Sharing the Lesson****Remember Ribbons****You Need:**

- ribbon or yarn

Say: **Sometimes when people need to remember something, they wear their watch on their other arm or put a rubber band around their wrist. That way, when they feel the watch or rubber band, they'll remember what they're supposed to do. Other people tie a string around their finger. Not only do they feel the string, but other people ask them why they're wearing a string around their finger.**

**I'm going to tie a ribbon around your finger. I want it to remind you to thank Jesus for what He does for you. And when someone asks you why you're wearing the ribbon, tell them it's to remind you to thank Jesus.**

Tie an eight-inch (20-centimeter) ribbon around each child's index finger. Take care not to tie too tightly.

**Debriefing**

Allow response time as you ask: **Why should we say thank You to Jesus? How do you think Jesus feels when we thank Him for something? What would you like to thank Him for right now? Let's do it. Just close your eyes and bow your head and whisper your thank-You prayer to Jesus.** Allow time.

**When you go home today, show your ribbon to someone and tell them why you have it. Let it remind you and them to thank Jesus for all the good things you enjoy today. Later today, if you want to, give your ribbon to someone else to remind them to say thank You too.**

**Closing**

Sing a thank-You prayer song. Suggestions:  
 "Thank You, Jesus" (*Little Voices Praise Him*, no. 243)  
 "Thank You for Hearing Our Prayer" (*Little Voices Praise Him*, no. 20)  
 "Thank You Song" (*Little Voices Praise Him*, no. 245)



## STUDENT LESSON

# One Said Thank You

## References

Luke 17:11–19;  
*The Desire of Ages*,  
 pp. 262–266, 348

## Memory Verse

“God, I will praise  
 you forever”  
 (Psalm 30:12,  
 NIV).

## The Message

We worship  
 Jesus when  
 we thank Him.

*Have you ever given something special to someone who didn't say thank you? How did that make you feel? Once Jesus helped some men get well. What do you think they did?*

Jesus and His disciples walked toward Jerusalem. Along the way they came to a small village where 10 men called from a distance. “Jesus, Master, have pity on us!” Jesus knew they had sores from leprosy on their face or hands or feet. They could not feel anything. They might

cut their foot and not know it. They could burn their finger and not feel it.

However, that wasn't the worst part. In Jesus' time lepers couldn't live in the village with their families because they might give their families or other people leprosy. People would go outside the village and set out food for them and hurry away. If someone came close by accident, lepers had to shout “Unclean! Unclean!” and hurry in the other direction.

These 10 lepers had heard about Jesus. They knew that He had made many people well. They wanted Him to make them well too. That's why they called to Him.

Jesus loved them and He wanted to help them. So He said to them, “Go show yourselves to the priest at the Temple.”

In Jesus' day the priest decided who had leprosy. The priest was the only one

who could decide if a person was well.

Even though the men still had leprosy, they did what Jesus told them. They headed straight for the priest. And as they went they were healed! Their sores were gone, and their skin was nice and soft and new. They could feel their

feet again. They could run! They couldn't wait to see the priest! Soon they would be able to go home again!

Jesus and His disciples watched. Suddenly one man stopped. He turned around and came back. He was shouting something. Was it “Unclean! Unclean!”? No, it sounded like “Praise God! Praise God!” He

ran back and fell down at Jesus' feet. “Thank You, Jesus,” he said. “Thank You for making me well!”

Jesus smiled. He was glad the man was well. And He was glad the man came back to say thank You. Jesus turned to His disciples. “I know there were 10 men who were sick and who are well now. Where are the other nine?” He asked.

Jesus loves to make people happy. And He loves to hear people say thank You. Let's be like the man who said thank You.



# Do and Say

## Sabbath

Read the lesson story together. Talk about things for which you and your child can thank God. Sing a thank-You song and say a thank-You prayer.

## Sunday

Ask your child to tell you about the ribbon on his or her finger. Every day this week sing the memory verse together to the tune of "Alleluia" (*Sing for Joy*, no. 16).

## Monday

Find 10 objects (blocks, craft sticks, stones, etc.). Help your child count them. How many people came back to thank Jesus? Put one object aside. Ask: Which group has more? The group that said thank You, or the group that didn't say thank You? If you had been with the lepers, would you have thanked Jesus? For what can you say thank You to Jesus now?

## Tuesday

Place the 10 wood or stone "lepers" from yesterday in a pan or box with sand or soil or cornmeal. Make one more person to represent Jesus. Help

your child make a road and little houses. Act out the story by moving the "lepers" around and having one come back to say thank You to Jesus. Keep this to share with your family for Friday's worship.

## Wednesday

Together, read the lesson story from Luke 17:11–19. Point to each verse as you read it. Let your child carefully hold the Bible while you "read" it together. Sing a thank-You song before prayer.

## Thursday

Help your child draw a picture of the lesson story. Say thank you to each other in a foreign language (Spanish: *gracias*; French: *merci*; German: *danke*; Chinese: *shie-shie*; Japanese: *arigato*). Write a thank-you note to someone.

## Friday

At family worship, talk about God's healing power and have family members tell how He cares for them in different ways. Help your child act out the Bible story or do the motions to "Ten Men" on page 64 of the Bible study guide. You can also use the activity from Tuesday to share the story. Sing thank-You songs to Jesus before you pray.

