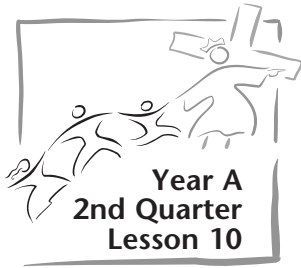


LESSON



Jesus Goes to a Wedding

COMMUNITY

I show love to my family and friends.

References

John 2:1–11; *The Desire of Ages*, pp. 144–153.

Memory Verse

“Burst into songs of joy together” (Isaiah 52:9, NIV).

Objectives

The children will:

Know that Jesus worked a miracle at a wedding party so that everyone would be happy.

Feel glad that Jesus wants them to have happy times with family and friends.

Respond by looking for ways to enjoy family and friends.

The Message



Jesus wants us to have fun with our family and friends.

Getting Ready to Teach

The Bible Lesson at a Glance

Jesus and His disciples are at a wedding. Many of their family and friends are there, and everyone is having a good time. But so many people came that they ran out of juice, a problem that will embarrass the host. Jesus' mother asks Him to help. He tells the servants to fill some empty jugs with plain water. Jesus makes water into juice, and there is enough for everyone. People say it is the best juice. Everyone is happy. This is Jesus' first miracle.

This is a lesson about community.

Community means loving and enjoying family and friends and caring about their needs and happiness. Young children, often the recipients of caring, can be givers as well and should be given opportunities to show love for others.

Teacher Enrichment

“Jesus did not begin His ministry by some great work before the Sanhedrin at Jerusalem. At a household gathering in a little Galilean village His power was put forth to add to the joy of a wedding feast. Thus He showed His sympathy

TEN

Program Outline			
LESSON SECTION	MINUTES	ACTIVITIES	MATERIALS NEEDED
Welcome	ongoing	Greet students at door; hear pleased/troubled	none
1 Readiness Options	up to 10	A. <i>Wedding Invitations</i> B. <i>Wedding Favors</i>	doorknob hanger cutouts (see page 141), art supplies party favor supplies, art supplies
* Prayer and Praise*	up to 10	See page 106. *Prayer and Praise may be used at any time during the program.	offering device with pictures of families and friends
2 Bible Lesson	up to 20	Experiencing the Story	water, red or purple drink mix, clear pitchers, stirring spoon, paper cups, Bible-times costumes
		Bible Study	Bible
		Memory Verse	Bible, one large balloon, pin
3 Applying the Lesson	up to 15	<i>Remembering Parties</i>	photo or magazine picture of party
4 Sharing the Lesson	up to 15	<i>Joyful Doorknobs</i>	doorknob hangers (page 141), art supplies, scissors (optional)

with men, and His desire to minister to their happiness. . . . He came forth to give to men the cup of blessing, by His benediction to hallow the relations of human life" (*The Desire of Ages*, p. 144).

"Jesus . . . was social in His nature. He accepted the hospitality of all classes, visiting the homes of the rich and the poor, the learned and the ignorant, and seeking to elevate their thoughts from questions of commonplace life to those things that are spiritual and eternal. . . . He found pleasure in scenes of innocent happiness, and by His presence sanctioned the social gathering. . . . He reached the hearts of the people by going among them as one who desired

their good. He sought them [in various locales], . . . He met them at their daily vocations, and manifested an interest in their secular affairs. . . . His strong personal sympathy helped to win hearts" (*ibid.*, pp. 150, 151).

Room Decorations

See Lesson 1. Lessons 10 through 13 call for various scenes from Jesus' life, including a party scene, a hillside, a village well, flat-topped houses, a fishing boat in water near shore, fishing nets, and a fire on the beach.

For Lesson 10 only, decorate the room with balloons and party streamers, if possible.

Teaching the Lesson

Welcome

Welcome each child by name as they come in the door. Ask them about their week. Follow up on last week's sharing activity. Have them begin the Readiness Activity of your choice.



Readiness Activities

Select the activity most appropriate for your situation.

You Need:

- doorknob hangers (see page 141)
- art supplies

A. Wedding Invitations

Allow response time as you say: **Today let's pretend that we are going to have a wedding party. What do we have to do first when we are planning a party? Right. We have to invite people. How do we invite people? Yes, we invite people by sending invitations. We're going to make invitations now.**

Distribute the doorknob hangers and art supplies. Help the children decorate the hangers.

Debriefing

Ask: **To whom do we want to send our invitations?** Wait for responses. Say: **Yes, we could send them to our families and our friends. They would enjoy a wedding party. And that brings me to our message for today:**



Jesus wants us to have fun with our family and friends.

Say that with me.

Help the children write their names on their doorknob hangers and put them aside until time to go home.

B. Wedding Favors

Say: **Usually when there is a wedding, the bride and groom send the guests home with a little present. That present is called a favor. It can be something like a bag of candy or a key chain or a piece of cake in a pretty box. We're going to make favors today.**

Distribute supplies to make favors that might be typical in your area. One example: colorful 6" x 6" squares of netting filled with candy and tied with a ribbon. (Squares of paper and pieces of string will achieve the same effect.) Another idea is to make miniature fans from paper folded into accordion pleats.

You Need:

- party favor supplies
- art supplies

Debriefing

Allow response time as you ask: **Why do you think the bride and groom give the guests favors? Yes, they give favors to their guests to thank them for coming and to remind them of the happy time they had at the wedding. Weddings and parties are happy times. Our Bible story today is about Jesus going to a wedding. Our message for today tells us:**



Jesus wants us to have fun with our family and friends.

Say that with me.

*

NOTE: Prayer and Praise appears on page 106.

2

Bible Lesson

Experiencing the Story

You Need:

- two clear pitchers
- presweetened drink mix (red or purple)
- water
- stirring spoon
- paper cups
- Bible-times costumes

In advance: Fill one pitcher with water. Put the drink mix only into the second pitcher.

Allow the children to dress up in Bible-times costumes for the wedding. Have the children sit in a circle, on the floor if possible. Place both pitchers, the spoon, and the cups in front of you in the circle.

Say: **Jesus worked miracles, because He was God’s Son. Our story today tells us about Jesus’ first miracle. He helped make people happy at a wedding.**



Jesus wants us to have fun with our family and friends.

Give everyone an empty cup. Say: **Pretend you are guests at the wedding in the Bible story. Watch me and do as I do.**

Read or tell the story.

One day there was a wedding in the town of Cana in Galilee. To celebrate their wedding, the bride and groom gave a big party that lasted for a long time. They invited all their friends and relatives. Jesus’ mother was there, and Jesus and His followers were also invited to the wedding.

During the party everyone ate good food and had good, sweet juice to drink. Let’s enjoy our drink too. *[Look sad and tip your empty cup upside down.]* Uh-oh. We ran out of juice! What shall we do?

Jesus’ mother, Mary, was helping at the wedding party. The servants went to her and said, “Oh, no! We have no

more juice. It’s all gone. What shall we do?”

Mary thought for a minute. She knew it would be embarrassing for the bride and groom to discover that there was nothing more to drink. *What can I do?* she wondered.

She turned and saw Jesus. *Maybe He can help,* she may have thought. She went to Jesus and said, “They have no more drink.”

Jesus looked around. He saw big water jars standing in a row. Speaking softly, He told the servants, “Fill the jars with water. Then take some out and give it to the master of the feast.”

The servants were puzzled by this, but they did as Jesus told them. *[Pour the water into the pitcher with the drink mix in it and stir it.]* Jesus had changed the water into good, sweet grape juice! *[Give the children some of the colored drink and let them taste it.]* (Be aware of any food allergies and adjust as needed.)

The servants quickly poured some of the drink and took it to the master of the feast. He was so pleased when he tasted the juice. He told the bridegroom, “People always serve the best juice first. Later they serve the cheaper juice. But you have saved the best until now.”

The bride and groom were pleased. Jesus’ mother was pleased. Jesus’ friends were pleased too. They knew Jesus had performed a miracle, His first miracle on earth. They were amazed at Jesus’ power.

Jesus used His power to make others happy. He showed that He cared about the bride and groom and all the wedding guests. Jesus wants us to be happy too. Let’s raise our cups and say, “Hurray for Jesus!” *[Allow time.]*

And let's show others how happy we are to know that Jesus cares about us and wants us to be happy. How can we do that? We can do that by cheerfully helping others have happy times.

Debriefing

Allow response time as you ask: **How do you think the servants felt when they saw what Jesus did? What did you think when you saw the water change to juice? Just before class I put powdered drink mix in one pitcher. When I poured water into it, the water mixed with the powder. It was just a trick. Do you think Jesus used a trick or powdered drink mix?** Wait for responses, then say: **No, He didn't. Because Jesus is God's Son, and God gave Him the power to change the water into juice. Why do you think Jesus changed the water into juice? He wanted the bride and bridegroom to know that He cared about their party. He wanted them and their guests to be happy. He wants us to be happy with our friends and our families too. Remember . . .**



Jesus wants us to have fun with our family and friends.

Ask: **Do you know what else people did at weddings in Jesus' day? They sang. Let's stand in a circle and sing a song to help us remember that Jesus is God's Son and that He cares that we are happy.**

Lead the children in singing "Who Is Jesus?" to the tune of "Frère Jacques."

Do the motions as you sing together.

Who Is Jesus?*

- Who is Jesus?** Jump one step forward.
- Who is Jesus?** Jump one step backward.
- He's God's Son.** Jump three steps forward.
- He's God's Son.** Jump three steps backward.
- Praise Him, He's the Savior!** All join hands and circle right.
- Praise Him, He's the Savior!** Keep circling right.
- He's God's Son!** Release hands, clap.
- He's God's Son!** Clap.



*Adapted from *Fun-to-Learn Bible Lessons* (Loveland, Colo.: Group Publishing, 1995), K-3, vol. 2, pp. 34, 37.

Bible Study

Open your Bible to John 2:1-11. Point to the text and say: **This is where today's story is found in God's Word, the Bible.** Point to each verse as you read it aloud, paraphrasing as necessary.

You Need:
 Bible

Debriefing

Ask: **What kind of party did Jesus attend? Who else was there? (His mother and some of His disciples) What did Jesus' mother want Him to do? Why did Jesus turn the water into good juice? (Because He loves people and wants them to be happy.)**

Remember:



Jesus wants us to have fun with our family and friends.

You Need:

- Bible
- balloon
- straight or safety pin

Memory Verse

In advance: Blow up a balloon and tie it off.

Open your Bible to Isaiah 52:9 and say: **This is where our memory verse is found in the Bible.**

Read the verse aloud and have the children repeat it after you. (**"Burst into songs of joy together."**)

Ask: **What kinds of things burst?** Wait for responses. **What sound does a balloon make when it bursts? What does it look like?** Burst the balloon with a pin. **A balloon is loud, and it goes all over the place when it bursts.**

Lead the children as follows:

"Burst into songs of joy

Crouch on the floor and jump up with arms raised.

together."

Spread arms out wide.

Isaiah 52:9

Put palms together; then open.

Repeat until the children can say the verse without help.

Remember . . .



Jesus wants us to have fun with our family and friends.

Say that with me.

PRAYER AND PRAISE



Fellowship

Welcome all the children, particularly visitors. Celebrate birthdays and make announcements. Allow time for sharing experiences from last week's lesson study. Review last week's memory verse.

Suggested Songs

- "Something Nice" (*Little Voices Praise Him*, no. 261)
- "Let Us Do Good to All Men" (*Little Voices Praise Him*, no. 265)
- "I'll Take Turns" (*Little Voices Praise Him*, no. 276)
- "My Family" (*Little Voices Praise Him*, no. 252)
- "I'll Meet You in Heaven" (*Little Voices Praise Him*, no. 133)
- "Jesus Wants Me for a Sunbeam" (*Little Voices Praise Him*, no. 202)

Mission

Use a story from *Children's Mission*.

Offering

This month, use an offering device with pictures of families and friends.

Say: **This month we'll be talking about how we love and care for our families and friends. We can show others we love our church family and friends when we bring our offerings to Sabbath School.**

Prayer

Have children form pairs, hold hands, and thank God for friends.

* Prayer and Praise may be used at any time during the program.

3

Applying the Lesson**Remembering Parties****You Need:**

- personal photo or picture from magazine of family party

Allow each child to respond as you say: **This is a photo (or picture) of a party. What do you see that tells you it's a party?** Talk about the picture. Ask: **Do you remember your last birthday party?**

Where was it? What did you do? What games did you play? Whom did you invite? What kind of food did you eat?

Debriefing

Ask: **How would you feel if Jesus came to your next birthday party? Do you think Jesus would like to be there? Why? What would you change about your next birthday party if you knew Jesus would come? Why? Would Jesus have fun at our family and church parties? Does He want us to have fun? Yes . . .**



Jesus wants us to have fun with our family and friends.

And Jesus wants us to show love.

4

Sharing the Lesson**Joyful Doorknobs**

If you chose to do Readiness Activity A, use the doorknob hangers made then. If not, copy the doorknob hanger (see page 141) for each child. Cut them out beforehand or allow the children to do it.

Give each child a doorknob hanger to decorate. Adults assist as needed.

Debriefing

Allow response time as you ask: **What shall we do with our door-**

knob hangers? To whom should we give them? Remind them about Jesus at the wedding party and how He made good, special juice from water. Say: **We will have a big party when Jesus comes again. Invite your friends to be there. Remember:**



Jesus wants us to have fun with our family and friends.

You Need:

- doorknob hangers (see page 141)
- art supplies
- scissors (optional)

Closing

To close, thank Jesus for the happy times we have with our family and friends.

STUDENT LESSON

Jesus Goes to a Wedding

References

John 2:1–11; *The Desire of Ages*, pp. 144–153

Memory Verse

“Burst into songs of joy together” (Isaiah 52:9, NIV).

The Message

Jesus wants us to have fun with our family and friends.

Do you like parties? Do you like to eat yummy food and play games with your family and friends? Jesus liked to have fun too! He liked to visit with His family and His friends.

Jesus and His friends were going to a party! No, it wasn’t a birthday party. It was a wedding party. Where Jesus lived, when people got married, they had a party that lasted for many days! So they had lots of food to eat and juice to drink.

Some of Jesus’ family were at this wedding party. Mary, His mother, was there. She had helped plan the party. Some of Jesus’ special friends were there too.

Everyone was having fun, but the people who planned the party were worried. The servants came to Mary and may have said, “All the juice is gone! What shall we do? The party will be ruined. The bride and groom will be so embarrassed!”

What can I do? Jesus’ mother may have wondered. She turned and saw Jesus. Quietly she went to Him and said, “The juice is all gone!”

Jesus looked around. He saw some big water jugs. He spoke quietly to the servants. “Go fill the big water jugs with water.”

They were puzzled. *What good would that do?* they wondered. But they did as Jesus said.

When all the jugs were full, Jesus said

to the servants, “Take some to the person in charge of the party.”


The men poured some of the water into a cup—except it wasn’t water anymore! It was JUICE! Good, sweet, grape juice! Now there would be enough juice for the party!

The servants took a nice cool glass of the juice to the man in charge of the party. He probably tasted it, then drank it all. “Mmmmm, this is such good juice!” he may have said to the bridegroom. “Most people serve the best juice at the beginning of the wedding feast. But you have saved the best until last!”

The servants were excited! Jesus’ mother and His friends were pleased. And the bride and groom were happy too.

Jesus’ friends began to talk about the miracle juice among themselves. This was Jesus’ first miracle. And they had seen His amazing power. What would they see in the days ahead?

Jesus showed love to the bride and bridegroom, to His mother, and to His friends. The happy times you have with your friends and family are special to Jesus too. Jesus wants us to have fun with our family and friends.



Do and Say

Sabbath

Ask your child to use motions as you review the memory verse this week (crouch on the floor and jump up with arms raised).

Drink some juice as you talk together about this week's story. Talk about things that make Jesus laugh. Talk about things that make you laugh.



Sunday

Read the story. Show your child your wedding photos.

Have your child name different kinds of juice. Which is their favorite? Sing a thank-You song; then thank Jesus for good juice.


Help your child give the doorknob hanger made in Sabbath School to someone today.

Monday

Read John 2:1–11 together. Ask: Why do you think Jesus made more juice? Why was it better?

Have your child close their eyes, take a sip of water, then a sip of juice. Ask: Can you tell the difference?

Sing a happy family song before prayer.



Tuesday

Help your child create an invitation for Jesus to come to Friday dinner. Remember: Jesus wants us to have good times with our family and friends.

Talk about a special occasion your child remembers as a happy time. Sing a happy family song; then thank Jesus for your family.

Wednesday

For family worship, select and read one or two paragraphs from *The Desire of Ages*, chapter 15 ("At the Marriage Feast").

Help your child invite a friend to your Friday evening meal.

Practice the memory verse together in front of a mirror, using your happiest faces.

Thursday

With your child's help, plan the menu for Friday evening. Count how much you need of various items.

Act out turning water into juice by putting a few drops of food coloring into a clear glass of water. Does it taste like juice? Who is the only one who can turn water into juice?

Friday

Help your child make place cards for your dinner guests. Make one for Jesus too.

Act out the Bible story. Sing a happy song; then thank Jesus for happy times.