

Miracle at Midnight!

Acts 20:1-12; *The Acts of the Apostles*, p. 391

It was Friday afternoon, and Juan was in his front yard picking up toys. Next door, his friend's little sister, Tina, was practicing riding her bicycle. She had only learned how a week before. Suddenly Juan heard a crash. He turned around and saw that Tina had hit her mailbox and fallen off her bike. He immediately ran over to help her up. In a few minutes she was back on her bike. The emergency was over.

Here's a story about a more serious emergency, and someone who helped. This is how it may have happened. (Read Acts 20:1-12.)

The third-floor meeting room was crowded. It seemed as if everyone in Troas had come to say goodbye to Paul. Tonight was his last night with them. But no one wanted him to leave! After eating together, they had asked Paul to preach one more time.

"Be strong in Jesus!" Paul encouraged.

The time passed quickly as Paul spoke, and before long it was midnight. Sitting on the ledge of an open window, Eutyclus (yoo'-tee-khos) began to yawn. It had been a long day, and the heat made him feel sleepy. He shifted

a little bit on the windowsill. He may have arrived late. Since the room was so crowded, it had seemed like a good seat. And perhaps it would be a little cooler. He yawned again.

Suddenly a friend who was sitting close to Eutyclus gasped. "Eutyclus!" he yelled. "Oh, no! Eutyclus fell out of the window!"

The man sprang through the doorway leading to the stairs, and raced down to the street. Paul followed close behind him. Everyone else in the room was shocked into action.

Many people ran down to see if there was anything they could do. They rushed to



The Message

I serve God by helping people in urgent situations.

Memory Verse

“For he will command his angels concerning you to guard you in all your ways”

(Psalm 91:11).

Eutychus, but he was so still. There was no doubt that he was dead. The people were stunned; they didn't know what to say.

Bending down, Paul lifted Eutychus and held him in his arms. Quietly he prayed. Finally Paul looked up at his friends. "Don't worry," he said. "Eutychus is alive!"

Eutychus opened his eyes and looked around. He saw the tears on the faces of his friends. "What happened?" he asked. "Why are you crying?"

The night wasn't quiet anymore! Everyone was suddenly wide awake and full of joy. "Eutychus! Eutychus, you're alive! Oh, thank You, God!" they cried.

Back up the stairs they went, into the warm room. No one was sleepy now! Paul continued to preach to a wide-awake crowd. He spoke with his friends until early in the morning.

Even though Paul was talking to his friends about Jesus, he stopped right away to help Eutychus. That is what God wants us to do. Ask Jesus right now to help you help others at any time. Serving Jesus means being ready and willing to help others, especially in emergencies.





S A B B A T H

DO If your class plans to go to a nursing home or visit a shut-in this afternoon, try to go along. Deliver the card you made in Sabbath School. Or go with your family to visit someone who needs encouragement.

READ With your family, find a quiet place outside, if possible. Read your lesson story together. Look at a clock or watch. What time is "midnight"? When did you stay up until midnight?

DO Teach the memory verse to your family. Then thank God for angels.

S U N D A Y

DO During family worship, cut pictures from newspapers of emergencies such as accidents, sickness, fires, floods, and earthquakes. Put them on a poster. At the top of the poster, write: "EMERGENCY!" Discuss: How can your family help in these situations? How can you help in the future?

PRAY Ask Jesus to help you to help others.

M O N D A Y

READ During worship, read Acts 20:6. Use a Bible map to find Troas. (It's on a coast.) Draw a picture of a seacoast. Put Paul's boat in your picture. Add three things usually found along a seashore.

DO Say your memory verse together. Then sing "I Would Be True" (Sing for Joy, no. 117) before prayer.

T U E S D A Y

READ With your family, read Acts 20:9. Then say your memory verse in your own words.

DO Pretend that you are Eutychus. Tell what happened to you. How did you feel? Write a thank-you note to Paul. Write another note to thank God.

It was hot the night Eutychus fell. The window had no glass to protect him.

W E D N E S D A Y

READ With your family, read these Bible texts and tell about emergencies that happened to Paul: Acts 16:22, 23; Acts 27:39-44; Acts 28:3-5.

DO Make a cutout in the shape of a red cross as seen on first-aid kits. Write your memory verse on the cutout. Use an encyclopedia or other book to learn three things about the Red Cross. Or learn three things about ADRA, also an international relief agency. Pray for ADRA workers today.





T H U R S D A Y

DO Make an emergency poster for your bedroom. Find the telephone numbers for your ambulance, fire department, and police. Write them on the poster. Draw a picture by each.

DO Help update your family's emergency supplies. If you don't have one, encourage your family to put one together. Read Acts 20:35. How did Paul feel about helping others? How do you feel? Ask Jesus to help you be willing to help others.

DO Say your memory verse to your family.

F R I D A Y

DRAW For Friday evening worship, draw different parts of this week's Bible lesson on separate sheets of paper. Arrange the pictures in order. Use the pictures to tell your Bible story.

DO Tell how you and your family helped others this week. Did you help in any emergencies? What can you do to be ready to help others? Read together Galatians 6:2.

DO Say your memory verse together.

SING Sing "Cross Over the Road" (Sing for Joy, no. 131) before you pray.

Miracle At Midnight!

PUZZLE

Directions: Use the telephone keypad to figure out how you can help during emergencies.

7 7 2 9

4 3 8 4 3 5 7

8 7 3 3 4 7 7 8

2 4 3 5 4 8

8 7 8 7 8 4 6 3

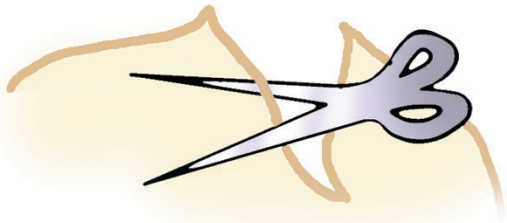
1	À B Ċ 2	Đ Ę Ħ 3
Ĝ Ğ Ĩ 4	Ĵ Ķ Ĺ 5	Ń Ñ Ò 6
Ï Ñ Ò Ò 7	Ť Ů ů 8	Ẁ ẁ Ẃ 9
*	0	#



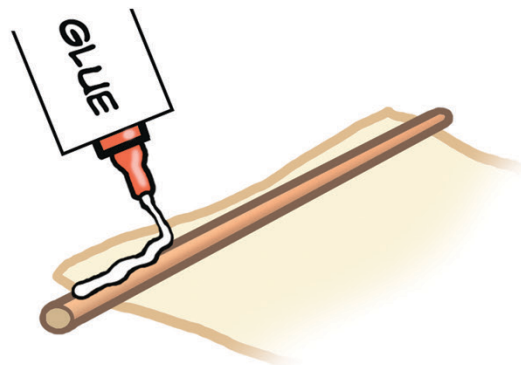
BANNER OF LOVE

- Collect the following:
- * Piece of cloth or felt measuring about 16 inches x 24 inches (40 cm x 60 cm)
 - * Permanent marker
 - * Wooden dowel or stick measuring 18 inches (46 cm)
 - * Piece of ribbon about 24 inches (60 cm)
 - * White glue
 - * Tassels or fringe (optional)
 - * Washable paints

- 1.** With the help of an adult, measure the cloth or felt and trim to measure 16 inches x 24 inches (40 cm x 60 cm).




- 2.** Glue an 18-inch (46-cm) dowel to one end of the felt piece. Be sure dowel is under the top of the felt piece.



- 3.** Write "Make Me Your Servant" in black permanent marker.



- 4.** Put your handprints on the banner by painting your hand with washable paints. Press straight down in the felt. Lift hand straight up. Wash hand and repeat for another color.



- 5.** Tie a ribbon to the ends of the dowel to hang the banner. Add tassels or fringe if you wish.

