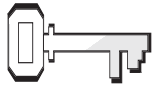


You Did It for Me



References

Matthew 25:31-46;
The Desire of Ages,
pp. 637-641



Memory Verse

"Whatever you did for
one of the least of these
brothers and sisters of
mine, you did for me"
(Matthew 25:40).



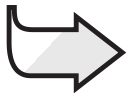
Objectives

The children will:

Know that
people in God's
family show His love
by taking care of His suffering
earthly family.

Feel a desire to
care for those in need.

Respond by finding ways to care
for suffering and needy people.



The Message

Taking care of those
in need is like taking
care of Jesus.

Monthly Theme

We are members of God's family.

The Bible Lesson at a Glance

When Jesus comes in all His glory, He will divide people into two categories that He refers to as "sheep" and "goats." He will tell the "sheep" to come to heaven with Him and enjoy what He has been preparing for them since Creation. He tells them why they are going with Him—because they cared for the needy and suffering, demonstrating His love in their hearts while they were here. Those who cared only for themselves, the goats, will be cast into outer darkness.

This is a lesson about community.

Those whom Jesus takes to be part of His heavenly family will have shown His love by caring for the needy and suffering in His earthly family.

Teacher Enrichment

"All who have been born into the heavenly family are in a special sense the brethren of our Lord. The love of Christ binds together the members of His family, and wherever that love is made manifest there the divine relationship is revealed. 'Everyone that loveth is born of God, and knoweth God.' 1 John 4:7. . . .

"But not to any class is Christ's love restricted. He identifies Himself with every child of humanity. That we might become members of the heavenly family, He became a member of the earthly family. . . . His followers are not to feel themselves detached from the perishing world around them" (*The Desire of Ages*, p. 638).

"Many feel that it would be a great privilege to visit the scenes of Christ's life on earth, to walk where He trod, to look upon the lake beside which He loved to teach, and the hills and valleys on which His eyes so often rested. But we need not go to Nazareth, to Capernaum, or to Bethany, in order to walk in the steps of Jesus. We shall find His footprints beside the sickbed, in the hovels of poverty, in the crowded alleys of the great city, and in every place where there are human hearts in need of consolation. In doing as Jesus did when on earth, we shall walk in His steps" (*ibid.*, p. 640).

Room Decorations

See Lesson 9.

Program Overview

Lesson Section	Minutes	Activities	Materials Needed
Welcome	ongoing	Greet students at door; hear pleased/troubled	none
1 Readiness Options	up to 10	A. <i>Helping Collage</i> B. <i>Two Kinds of "Water"</i> C. <i>Sheep and Goats</i>	old magazines, scissors, poster board, glue two glasses, water, white vinegar, baking soda, teaspoon patterns of sheep and goat (see page 150), craft sticks, glue, crayons, scissors
Any Time Prayer and Praise*	up to 10	Fellowship Songbook Mission Offering Prayer	<i>Sing for Joy</i> <i>Children's Mission</i> decorated shoebox used last week colored paper strips, pencils, tape or stapler
2 Bible Lesson	up to 20	Experiencing the Story Memory Verse Bible Study	pictures of people helping others, sheep and goats made in Readiness C (optional), puppets or stuffed toys scissors, sheep and goat patterns (see page 150), dark-color marker Bibles, bottle of spice, small cross, basket with slice of bread, bottle of perfume, miniature house or picture of a house, texts written on slips of paper
3 Applying the Lesson	up to 15	<i>Scenario</i>	none
4 Sharing the Lesson	up to 15	<i>Now Do It for Jesus</i>	paper, markers or crayons

***Prayer and Praise may be used at any time during the program.**

TEACHING THE LESSON

Welcome

Welcome children at the door. Ask how their week has been—what they're pleased/troubled about. Encourage them to share any experiences from last week's lesson study. Have them begin the Readiness Activity of your choice.

1

Readiness Activities

Select the activity most appropriate for your situation.

You Need:

- old magazines
- scissors
- poster board for every five children
- glue

A. Helping Collage

Form groups of five or more children. Distribute supplies.

Say: **Look through the magazines and cut out any pictures you see of people helping someone else. Glue them on the poster board to make a collage.** Adults assist as needed.

Debriefing

Allow response time as you say: **Let's see what you found.** Have groups display and explain their collage. **Was it easy or hard to find examples of people helping each other? Today we'll be talking about helping other people. Jesus told us that when we help someone else, it's like helping Him. That brings me to our message for today:**



TAKING CARE OF THOSE IN NEED IS LIKE TAKING CARE OF JESUS.

Say that with me.

B. Two Kinds of "Water"

Beforehand, fill one glass half full with water and the other glass half full with white (clear) vinegar.

To begin class, ask: **Do you think both of these glasses of clear liquid look alike? Do you think they are alike? Let's test them.** Ask a student to put a teaspoon of baking soda into the water—it will not react. Ask another student to put a teaspoon of baking soda into the vinegar—it will bubble up.

Debriefing

Ask: **If we thought these were alike because they look alike, why did they react differently to the baking soda? Today we'll be learning about how many people may say they love Jesus, but if they don't do anything to show their love, they are like the water—they don't react to Jesus' love. But when we react by helping others, we are like the vinegar that reacts to the baking soda. We "bubble up" eagerly, ready to do God's will. And that brings me to our message today:**



TAKING CARE OF THOSE IN NEED IS LIKE TAKING CARE OF JESUS.

Say that with me.

You Need:

- two tall, clear glasses
- water
- white vinegar
- baking soda
- teaspoon

C. Sheep and Goats

Beforehand, duplicate the sheep and goat patterns, one for each child. (See page 150.) Ask the children to color them and cut them out. Then glue one on each side of the craft stick so they can turn it around to see either animal.

Debriefing

Ask: **Do your sheep and goats look alike? Can you tell them apart? Today we'll be learning about a story Jesus told about people who seemed very similar but treated people very differently. We will learn that:**



TAKING CARE OF THOSE IN NEED IS LIKE TAKING CARE OF JESUS.

Say that with me.

You Need:

- copies of sheep and goat illustrations for each child (see p. 150)
- craft sticks
- glue
- crayons
- scissors

Prayer and Praise



Fellowship

Report the children's joys and sorrows (pleased and troubled) as reported to you at the door (as appropriate). Review the memory verse and allow time for sharing experiences from last week's lesson study. Give a special warm greeting to visitors and introduce each by name. Acknowledge birthdays or special events.



Suggested Songs

- "Soon and Very Soon" (*Sing for Joy*, no. 89)
- "I Want to Be Ready" (*Sing for Joy*, no. 127)
- "We Are His Hands" (*Sing for Joy*, no. 129)
- "The Family of God" (*Sing for Joy*, no. 139)



Mission

Use *Children's Mission*.



Offering

Continue to use the decorated shoebox to collect the offering. Remind the children that their offering will be used to help others.

You Need:

- decorated shoebox used last week



Prayer

Have the children add more links to the prayer chain. Have the children write prayers for people in need and prayers of thanksgiving on the strips. Choose a child to pray and have an adult close.

You Need:

- colored paper strips
- pencils
- tape or stapler

Bible Lesson

You Need:

- pictures of people helping others
- sheep and goats made in Readiness C (optional)
- puppets or stuffed toys

Experiencing the Story

Introduce the story by saying: **I'm going to show you some pictures of people helping Jesus.** Show pictures one at a time and make a brief comment about each such as "This is a picture of a relief worker helping to dig a well for Jesus." Ask: **Are these people actually helping Jesus? Do you see Jesus in the picture? (no) Whom are they helping? (other people)**

Today we're learning about how we help Jesus when we care for other people's needs. Let's gather in a group on the floor as we listen to our story.

The children will be given an opportunity to participate in the story as noted below.

If you used Readiness C, have the children take their sheep and goats crafts and hold them up at the appropriate time in the story.

Read or tell the story.

Jesus sat on the soft green grass of the hillside. The breeze ruffled His hair, and He smiled as a butterfly danced through the air, swooped close to His knees, and then sailed away.

The disciples shifted to more comfortable positions on the grass. It had been a wonderful day. Jesus had taught them many things, and they never got tired of listening to Him. They watched Jesus, sitting quietly. They knew He had more stories to tell. They waited.

Jesus took a deep breath. He had something very important to say. He wanted to say it just right so the disciples would always remember it.

"When the Son of Man comes as King with all the angels," Jesus began, "He will sit upon His royal throne. And all

the people of the world will stand before Him. Then He will separate them into two groups, just like a shepherd separates his goats from his sheep."

The disciples nodded. They knew very well how shepherds separated their animals. They had seen it many times.

"The King will put the righteous people on His right side," Jesus went on. "The righteous people are His sheep. He will put the unrighteous people, the goats, on His left side. [Use puppets to demonstrate or stuffed toys. Tell the children that the toys represent people.]

"And then the King will turn and smile at those on His right hand [*do this to the puppets or toys*] and say to them, 'When I was hungry, you fed Me. When I was thirsty, you gave Me a cool drink. You invited Me into your home when I was a stranger. You gave Me clothes when I needed them. When I was sick, you took care of Me. You visited Me in prison. And now I want to thank you and give you the kingdom that has been prepared for you since the creation of the world.' "

Jesus stopped for a minute to make sure everybody was listening. Then He went on. "The righteous people will look wonderingly at the King and ask, 'When did we ever see You hungry or thirsty? When did we invite You into our homes? When did we give You clothes or visit You in prison?'

"And," Jesus said, "the King will answer them, 'Whenever you did one of those things for the least important person, you were doing it for Me! Because you did those kind things for My brothers and My sisters, you did them for Me.'

"Then the King will look sadly at the people on His left side," Jesus continued. [*Look sadly at the puppets or toys on your left.*] " 'You didn't feed Me when I was

hungry,' He will say. 'You didn't give Me anything to drink when I was thirsty. You didn't invite Me home or visit Me when I was sick and in prison.'

"And the people on the King's left side will shout, 'When did we ever see You hungry, or thirsty, or sick, or in prison and not help You?'

"The King will answer them, 'When you refused to help My brothers and sisters, You were refusing to help Me.' "

Jesus stopped. He so much wanted His disciples to understand what He was saying. He wanted them to learn to love each other the way He loved each one of them.

Debriefing

Ask: **What kind of people do the sheep represent in the story?** (Those who say they love Jesus and show it by helping others.) **What kind of people do the goats represent?** (Those who say they love Jesus but don't help other people.) **Whom do you want to be?** (sheep) **Why? What can you do to be a sheep?** (Help other people, be kind and loving, etc.) **That reminds me of our message. Let's say it together:**



TAKING CARE OF THOSE IN NEED IS LIKE TAKING CARE OF JESUS.

Memory Verse

Beforehand, make 18 copies of the sheep and eight copies of the goat patterns on page 150.

Write one word of the memory verse on each of the sheep. (Don't forget the reference.) Write one of the words that follows on each goat.

You Need:

- scissors
- 18 copies of sheep (see page 150)
- 8 copies of a goat (see p. 150)
- dark-color marker

Mix the sheep and goats and display them where all can see. Have the children "separate" the sheep and goats, then put the sheep in an order that makes sense to them. (Adults assist as needed.) Have the children read the memory verse. Repeat the activity several times until the children know the verse.

Use these words on the goats:

He will separate the people one from another

Bible Study

Say: **Let's look at Matthew 25:35, 36.** Ask two children to read a verse each. **What ways does Jesus tell us we can help others?** (Feed the hungry, give water to thirsty, be a friend, give clothes to those without, care for the sick, visit those in prison.) **Let's look at some ways people helped Jesus while He was on this earth.**

Divide the children into four groups. Give each group one item and the Bible text written on a slip of paper that goes with it. Help the children find their text and decide how their item relates to who helped Jesus and how. Allow time. Then ask each group to report by reading their text aloud, showing and explaining their item, and telling who helped Jesus.

John 6:9-11 (Item—basket with slice of bread. Boy shares his lunch.)

John 12:1-3 (Item—bottle of perfume. Mary puts perfume on Jesus' feet.)

Luke 23:26, 27 (Item—small cross. Simon from Cyrene carries Jesus' cross; other friends follow Him.)

Luke 10:38 (Item—miniature house or picture of a house. Martha cares for Jesus in her home.)

John 19:38-40 (Item—bottle of spice. Jesus' friends come to care for His needs and prepare His body for burial.)

You Need:

- Bibles
- bottle of spice
- small cross
- basket with slice of bread
- bottle of perfume
- miniature house or a picture of a house
- texts written on slips of paper

3

Applying the Lesson

Scenario

Read the following scenario to the children:

Peter is new in your school. He doesn't smile, and he doesn't smell good. He acts sort of strange sometimes because he doesn't speak the language very well. Other kids tease him, and he doesn't play with anyone during recess.

Your teacher rearranges your desks, and you now sit next to him.

Debriefing

Allow response time as you ask:

What kinds of needs does Peter have?

(Needs a friend and playmate, needs someone to help defend him when others tease him, needs help with the language, etc.) **How will you treat him?**

Would you treat Jesus any differently if He were in Peter's place? Can our message help us know what to do? Let's repeat it together:



TAKING CARE OF THOSE IN NEED IS LIKE TAKING CARE OF JESUS.

4

Sharing the Lesson

Now Do It for Jesus

Say: **Pretend you are living when Jesus lived on this earth. Draw a picture of how you would help Him.**

(share food or water, tell Him you love Him, pick Him some flowers, stay with Him when people turn against Him, etc.)

Debriefing

Allow response time as you ask:

Who would like to share what they've drawn? Now, how can you do the

same for someone this week? Will you do something by yourself or will you need your parents' help? Be ready to tell about it next Sabbath. Let's repeat our message one more time:



TAKING CARE OF THOSE IN NEED IS LIKE TAKING CARE OF JESUS.

Closing

Close with prayer, asking God to give the children a loving heart to care for other people's needs as if they were Jesus' needs.

You Need:

- paper
- markers or crayons

You Did It for Me

References

Matthew 25:31-46;
The Desire of Ages,
 pp. 637-641

Memory Verse

“Whatever you did for one of the least of these brothers and sisters of mine, you did for me” (Matthew 25:40).

The Message

Taking care of those in need is like taking care of Jesus.

Dad wheeled the lawn mower out of the garage. “Go get the rake and the broom,” he called to Matt.

“What’s up?” Matt asked. “Why are you taking the lawn mower away?”

“I just found out that Mr. Hoyt is going into the hospital for surgery,” Dad said. “So let’s go over and mow his lawn. That will be one less thing for Mrs. Hoyt to worry about while her husband is recovering.”

What do you think? Is that something Jesus would do?

Jesus sat on the soft green grass of the hillside. The breeze ruffled His hair, and He smiled as a butterfly danced through the air. It swooped close to His knees, and then sailed away.

The disciples shifted to more comfortable positions on the grass. It had been a wonderful day. Jesus had taught them many things, and they never got tired of listening to Him. They watched Jesus, sitting quietly. They knew He had more stories to tell. They waited.

Jesus took a deep breath. He had something very important to say. He wanted to say it just right so the disciples would always remember it.

“When the Son of Man comes as King with all the angels,” Jesus began, “He will sit upon His royal throne. All the people of the world will stand before Him. Then He will separate them into two groups, just as a shepherd separates his goats from his sheep.”

The disciples nodded. They knew

very well how shepherds separated their animals. They had seen it many times.

“The King will put the righteous people on His right side,” Jesus went on. “The righteous people are His sheep. He will put the unrighteous people, the goats, on His left side.

“And then the King will turn and smile at those on His right hand. He will say to them, ‘When I was hungry, you fed Me. When I was thirsty, you gave Me a cool drink. You invited Me into your home when I was a stranger. You gave Me clothes when I needed them. When I was sick, you took care of Me. You visited Me in prison. And now I want to thank


you and give you the kingdom that has been prepared for you since the creation of the world.’ ”

Jesus stopped for a minute. The people leaned forward. Everybody was listening. Then He went on. “The righteous people will look

wonderingly at the King and ask, ‘When did we ever see You hungry or thirsty? When did we invite You into our homes? When did we give You clothes or visit You in prison?’

“And,” Jesus said, “the King will answer them. ‘Whenever you did one of those things for the least important person, you were doing it for Me! Because you did those kind things for My brothers and My sisters, you did them for Me.’

“Then the King will look sadly at the people on His left side,” Jesus continued. “‘You didn’t feed Me when I was hungry,’ He will say. ‘You didn’t give Me anything to drink when I was thirsty. You didn’t invite Me home or visit Me when I was



sick and in prison.'

"And the people on the King's left side will shout, 'When did we ever see You hungry, or thirsty, or sick, or in prison and not help You?'

"The King will answer them, 'When you refused to help My brothers and sisters, You were refusing to help Me.' "

Jesus stopped. He so much wanted His disciples to understand what He was saying. He wanted them to learn to love each other the way He loved each one of them. And He wants us to learn that too.

Daily Activities

Sabbath

- With your family, take a walk and collect small rocks. Separate them into two piles by either size, shape, or color. Find a quiet place and read your Bible lesson. When Jesus comes, will He separate people by their size, shape, or color? How will He separate people?
- Teach your memory verse to your family.

Sunday

- For family worship, read and discuss Matthew 25:31-46.
- Look at the picture you drew in Sabbath School (or draw one) of how you would help Jesus if He were on this earth. Plan how you and your family will help someone in the same way this week. Ask Jesus to help you plan.
- Say your memory verse together.

Monday

- Divide your family into sheep and goats. Have the sheep practice "baaaaah" while the goats say a deeper "baaaaaaah." Have them pretend they are animals and you are the shepherd separating them. Have each group tell what kind of people they represented in the Bible story.
- Find a picture of a sheep and a goat in a book. How do they look alike? different? When do you think a shepherd would need to separate his flock?
- Ask Jesus to help you carry out your plan to help someone this week.

Tuesday

- For worship today, gather the following items: adhesive bandage, glass of water, food item, item of clothing, and picture of a smiling face. Put them on a table and have your family look at them for one minute. Then cover them with a

towel and ask someone to name as many items as they can. When finished, uncover the items. Talk about how each is related to helping others.

- Think about someone you know who could use a friend. Do something this week to be friendly. Ask Jesus to help you.
- Review the memory verse.

Wednesday

- During worship today, read Matthew 25:34-36 together.
- How many times today did you see someone helping someone else? How did it make you feel? Did you help someone today? Tell about it.
- Sing "I Want to Be Ready" (*Sing for Joy*, no. 127).
- Ask Jesus to give you the kind of love for other people that He has.

Thursday

- With your family, read Matthew 25:37-39.
- Talk about the various programs your church has to help others (Community Services, ADRA, prison ministry, feeding homeless, etc.). Plan a way your family can help with them. Ask Jesus to bless your plan.
- Sing "We Are His Hands" (*Sing for Joy*, no. 129). Then say the memory verse together before prayer.

Friday

- Act out the Bible story for worship with your family. Talk about ways your family helped others this week. Whom did you help? Who helped you? How did you feel?
- Sing songs about helping. Say your memory verse together.
- Thank Jesus that you can help Him by helping other people.