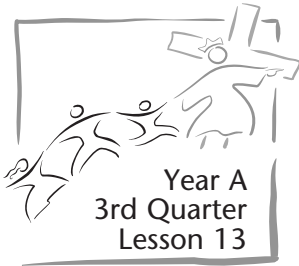


LESSON



Angels All Around

COMMUNITY Community means caring for one another.

References

2 Kings 6:8-17; *Prophets and Kings*, pp. 254-257.

Memory Verse

"Pray for each other" (James 5:16, NIV).

Objectives

The children will:

Know that God's people care for one another.

Feel grateful to be a part of God's family.

Respond by thanking God for people who care about us.

The Message



We help others when we pray for them.

Getting Ready to Teach

The Bible Lesson at a Glance

The king of Aram sends many soldiers and horses and chariots to surround Dothan and capture Elisha. When Elisha's servant sees all the soldiers surrounding the town, he is afraid. Elisha cares about his servant. He asks God to open his servant's eyes so he can see that God is taking care of them. The servant looks and sees all the shining angels God has sent

to protect them. There are many more angels than soldiers. And the servant knows that God is protecting them.

This is a lesson about community.

Elisha cares about his servant. His servant is a part of his family, and a part of God's family. Elisha wants his servant to know that God is taking care of them. We can be sure that God hears

THIRTEEN

Program Outline			
LESSON SECTION	MINUTES	ACTIVITIES	MATERIALS NEEDED
Welcome	ongoing	Greet students at door; hear pleased/troubled	none
1 Readiness Options	up to 10	A. <i>Invisible Versus Visible</i> B. <i>Blind Eyes</i>	fan or blow dryer or paper fan, adult helper, angel pictures
* Prayer and Praise*	up to 10	See page 133. *Prayer and Praise may be used at any time during the program.	
2 Bible Lesson	up to 20	Experiencing the Story	angel cutouts, dark paper, scissors, white sheet or screen, spotlight or flashlight, adult (male) Bible-times costume
		Bible Study	Bible
		Memory Verse	Bible
3 Applying the Lesson	up to 15	A. <i>Angel Story</i> B. <i>Who Cares?</i>	none pictures of everyday activities
4 Sharing the Lesson	up to 15	A. <i>Praying Hands</i> B. <i>Community Service Project</i>	copies of praying hands (see p. 144), scissors, pencils, crayons (see activity, p. 137)

our prayers when we pray for others and that He sends His angels to protect us and those we love.

Teacher Enrichment

"When Elisha's servant pointed his master to the hostile army surrounding them and cutting off all opportunity for escape, the prophet prayed: 'Lord, I pray Thee, open his eyes, that he may see' (2 Kings 6:17). And, lo, the mountain was filled with chariots and horses of fire, the army of heaven stationed to protect the man of God" (*The Great Controversy*, p. 208).

"Every redeemed one will understand the ministry of angels in his own life. The angel who was his guardian from his earliest moment; the angel who watched his steps, and covered his head in the day of peril; . . . what will it be to hold converse with him, and to learn the history of divine interposition in the individual life, of heavenly cooperation in every work for humanity!" (*Education*, p. 305).

Room Decorations

Continue to use the drought and Palestinian home decorations. See Lesson 6.

Teaching the Lesson

Welcome

Welcome students at the door. Ask how their week has been—what they are pleased/troubled about. Encourage them to share any experiences from the previous week’s lesson study. Collect items for your community service project. Have them begin the readiness activity of your choice.



Readiness Activities

Select the activity most appropriate for your situation.

A. Invisible Versus Visible

You Need:

- fan, blow dryer, or large paper fan
- adult helper

Prepare in advance a fan, blow dryer, or large paper fan to create wind. Let each child take turns feeling the wind.

Ask: **What do you feel? Is it cool or warm? What do you see?**

Have an adult helper hide in the room. Ask: **Is** (name of adult) **here today? How do you know?** After they answer “No,” ask the adult to either speak or come out of hiding.

Debriefing

Allow response time as you ask: **How did you know about the wind? Could you see it? How do you know it was really there?**

Were you surprised to see (name of adult) **here today? You couldn’t see him/her so you didn’t know he/she was here. Today our story is about one man who couldn’t see everyone around him until his friend prayed for his eyes to be opened. Our message for today is:**



We help others when we pray for them.

Say that with me.

B. Blind Eyes

You Need:

- angel pictures

Prepare in advance several angel pictures. Let the children take turns covering/closing their eyes. When their eyes are covered bring a picture out from a hiding place and put it in front of their faces. Say: **Open your eyes.**

Debriefing

Allow response time as you ask: **What did you see when you opened your eyes? Were you surprised? Did you see the pictures of angels before you covered your eyes? Even though our angels are always with us, we can’t see them. In our story today one man prays for his**

friend, and the friend is happy to see the angels all around him. And that leads me to today's message:



We help others when we pray for them.

Say that with me.

PRAYER AND PRAISE



Fellowship

Report the students' joys and sorrows (pleased and troubled) as reported to you at the door (as appropriate). Allow time for sharing experiences from last week's lesson study and review the memory verse. Acknowledge any birthdays, special events, or achievements. Give a special warm greeting to all visitors.

Suggested Songs

"Jesus Sends the Angels" (*Little Voices Praise Him*, no. 48)

"Guardian Angel Song" (*Little Voices Praise Him*, no. 49)

"Blessings" (*Little Voices Praise Him*, no. 302)

"Pray" (*Little Voices Praise Him*, no. 231)

Mission

Use a story from *Children's Mission*.

Offering

Say: **We can help others by praying for them and also by bringing our offering. The money that you brought today will be used to help other people know that God will take care of them.**

Prayer

Ask each child to talk about someone they would like to pray for and why. If possible, write these names on cutouts of praying hands (see p. 144) and put them on a bulletin board. Pray for each person by name. In the following weeks be sure to record any visible answers to the prayers.

*Prayer and Praise may be used at any time during the program.

2

Bible Lesson

Experiencing the Story

You Need:

- angel cutouts
- dark paper
- scissors
- white sheet or screen
- spotlight or flashlight
- Bible-times costume (adult)

Prepare in advance several large cutout angel shapes made from dark paper. Place the angels behind the sheet with the light positioned to shine behind the angels and through the sheet. The light should be turned off until the last part of the story when the angel army is revealed to Elisha’s servant. The storyteller should be dressed as Elisha and tell the story from a first-person perspective.

Read or tell the story.

Come, children, sit near me. I want to tell you something that happened to me and my helper. *[Children come forward and sit on the floor around Elisha.]*

A long time ago the king of Aram was very angry with me because I obeyed God and told the king of Israel all his secrets. He was angry because he could never win an attack on God’s people because I told the king of Israel about the king of Aram’s plans.

The king of Aram sent spies to find me. They looked in many places and finally discovered that I was in Dothan. So the king decided to attack the city and capture me so I couldn’t tell anyone more of his secrets.

My faithful servant saw soldiers from Aram surrounding the city. He watched the big army with all their chariots and shook with fear. I remember so well how frightened he was. He ran into my room and shouted, “The king of Aram has sent soldiers here to capture you. It’s an army, a big army. They surround the city. What shall we do?”

Have you ever been scared of anything? *[Wait for responses.]* What did

you do when you were so scared? *[Wait for responses.]*

Well, my servant came running to me for help, just as you go to your mom and dad to help you. Over and over he said, “Oh, Elisha, what are we going to do? What are we going to do? We are surrounded by soldiers who want to kill us.”

What do your mom and dad say when you are frightened? *[Wait for responses.]* Yes, I said things like that to my servant. I said, “Don’t be afraid. Come with me. We’ll look together.”

We climbed up on the city wall and looked out at the soldiers from Aram. I saw lots of soldiers, lots of horses, and lots of chariots, everywhere. BUT, I also saw something else. I saw a whole army of God’s angels! They were everywhere, and they had horses and chariots that looked like they were on fire! It was so bright, so beautiful, and it made me feel so safe.

I wanted my faithful servant to feel safe and protected too. Right there I prayed that God would open my servant’s eyes so he could see that beautiful angel army. And God did it! My servant became excited when he saw all the angels and the horses and chariots of fire. *[Turn on the light so that the angel shapes are visible to the children.]* It was a wonderful sight! And he never forgot all those beautiful, shining angels. Was he still afraid? Oh, no. He knew that God was watching over us and that Aram’s army would never get near us.

My servant and I never forgot that angels are ALWAYS taking care of us, even if we can’t see them. I felt so good when I prayed for my friend. My prayers helped him feel safe and loved by God. I hope you will remember to pray for

others when they are afraid. God cares. He will hear your prayer.

Debriefing

Allow response time as you ask: **Can you see the angels around us? How do you know that they are here? Do you feel safe when you think about angels being all around you even if you can't see them? Why did Elisha ask God to let his servant see the angels? How do you think Elisha's servant felt when he saw the angels? Remember our message? Let's say it together:**



We help others when we pray for them.

Bible Study

You Need:

Bible

Open your Bible to 2 Kings 6:8-17. Point to the passage and say:

This is where today's story is found

in God's Word, the Bible. Read the passage aloud, paraphrasing as necessary.

Debriefing

Ask: **Why did the soldiers want to capture Elisha?** (He was telling the king of Israel about the king of Aram's plans.) **Why wasn't Elisha afraid of the enemy soldiers? Why was Elisha's servant afraid? How did Elisha help his servant overcome his fear?** (He prayed for him.) **What did God do to help Elisha's servant to help Elisha?**

Memory Verse

Turn to James 5:16 and say: **This is where we find our memory verse in God's Word, the Bible.** Read the text aloud. **"Pray for each other."** Use the following motions to teach the memory verse:

You Need:

Bible

Pray

Fold hands as if praying.



for each other.

Point to self, then to others.



James 5:16

Palms together; then open as if opening a book.



Repeat until children know the verse.

3

Applying the Lesson

A. Angel Story

You or someone else can tell an “angel story.” This should be a time when they knew or felt that there was angel intervention to keep them safe. Give the children an opportunity to describe when angels may have taken care of them, or times when they prayed for angels to protect others.

Debriefing

Allow response time as you ask: **Do you believe that angels are all around you right now? How do you feel knowing that God takes care of us by sending angels to help us? We can pray for God’s help when we need it for ourselves or for others. So let’s remember:**



We help others when we pray for them.

Say that with me.

B. Who Cares?

You Need:

- pictures of everyday activities

One at a time, hold up pictures of everyday activities such as playing, crossing the street, throwing a ball, feeding a pet, riding in a car.

Ask: **Who takes care of you while you do this?** Encourage the children to include angels in their responses. Remind them that each one has a guardian angel that is always with them. Help the children count the people in the room. Ask: **How many people are in the room? How many angels are in the room?**

Debriefing

Ask: **Do you believe angels are here in this room? What are they doing? Where does your angel go?** (Everywhere I go!) **Do your family members have guardian angels too?** (Yes) **Who sends the angels to watch over us? Let’s ask Jesus to send angels to watch over everyone we know.** Offer a short prayer, asking God to send angels to watch over our church friends and/or relatives today.

Let’s say our message together:



We help others when we pray for them.

4

Sharing the Lesson**A. Praying Hands****You Need:**

- copies of praying hands pattern (see p. 144)
- scissors
- pencils
- crayons

In advance, prepare copies of praying hands (see p. 144). Ask the children to think of someone who needs God's angels to help or protect them. Help them write that person's name in the blank space: "(name), I am praying for you."

B. Community Service Project

Bring together all the items collected for your community service project. Tell the children how these items will be of help to others. If possible, plan ahead for an afternoon outing today where the items can be distributed by the children. Next week, follow up with a report of your distribution.

Debriefing

Allow response time as you ask:
When will you pray for this person? What are you asking God to do for them? How does it feel to pray for someone else? God will use you just like He used Elisha. Let's say our message again:



We help others when we pray for them.

Closing

Say a prayer for each child. Ask God to send angels to keep them safe throughout the coming week. If possible, mention each child by name and then thank God for His love and care for each one.

STUDENT LESSON

Angels All Around

References

2 Kings 6:8-17;
Prophets and Kings, pp. 254-257

Memory Verse

“Pray for each other” (James 5:16, NIV).

The Message

We help others when we pray for them.

Have you ever been scared of something, like a loud thunderstorm or a big dog? Elisha’s servant was afraid. But Elisha knew what to do.

The king of Aram shook his fist at his army officers. “I want to know who is telling the king of Israel all my secret plans!” he shouted. “Every time we go to attack Israel, their king knows about it!”

One of the officers took a deep breath and spoke up. “It is not one of us, sir. The prophet Elisha tells the king of Israel everything you say, even the words you speak in your bedroom.”

“Then find out where Elisha is!” the king shouted.

The officers hurried to send spies to look for Elisha. Soon they knew where Elisha was. “Elisha is in the city of Dothan,” they told the king.

“Go capture him!” the king commanded. “Go tonight, and surround the city.”

Early the next morning Elisha’s servant walked down the street. He smiled—until he looked outside the city and saw the army from Aram. The servant’s heart pounded with fear. He turned around and ran back to the house. “Elisha, Elisha!” he cried. “The army of Aram has surrounded the city! What are we going to do?”

“Don’t be afraid,” Elisha said. “Come with me.”

The two men

climbed up high so they could look over the city walls. Many horses and chariots, and many, many soldiers surrounded the city.

“Do not be afraid,” Elisha said again. “The army that is on our side is bigger than that army.” Then Elisha prayed, “Lord, open my servant’s eyes. Let him see.”

The Lord did open the servant’s eyes. What an amazing sight! The hills were covered with horses and chariots of fire! God’s army of angels surrounded the enemy.

As the enemy came toward the city, Elisha prayed again. “Strike these men with blindness,” he prayed. Immediately, the enemy soldiers could not see. They fell over one another.


Elisha spoke to the enemy soldiers. “Follow me,” he told them. “I will lead you.” And he led them away to Samaria. There Elisha prayed again. “Lord, open the eyes of these men and let them see where they are.”

The enemy soldiers were surprised to find themselves facing the king and soldiers of Samaria. The king of Samaria asked Elisha, “What shall I do with these men?”

“Give them food and water, then send them back to their master,” Elisha answered. So the king did.

When the enemy soldiers told their king what had happened, he decided to stop attacking God’s people.

And what about Elisha’s servant? That day he learned that God’s angels are always ready to help His children. God always hears our prayers. And He knows what needs to be done.



Do and Say

Sabbath

Each day this week read the lesson story and use the following to review the memory verse.

Pray Fold hands as if praying.
for each other. Point to self, then to others.
James 5:16 Palms together; then open.

Sunday

Read 2 Kings 6:8-17 together.
 Ask: Why could Elisha's servant see the angel army?

Blindfold your child and lead him or her around the room. Remove the blindfold. Ask: Why couldn't you see? Can you see now? Why? Help your child understand that just as you removed the blindfold, God helped Elisha's servant to see the angels.



Monday

Ask: What did Elisha's servant see before God helped him? After? Whose army was bigger?

Help your child share the praying hands made in Sabbath School. Or write a note to tell someone that God's angels are always with them. Pray a special prayer for them.


Tuesday

Make an angel mobile. Draw several angels, cut them out, and use varying lengths of thread to attach

them to a coat hanger. Thank God for angels.

Wednesday

Ask: Is your angel taking care of you today? Why do you think so? Help your child draw a picture of their angel watching over them. Sing songs about angels and thank Jesus for your child's guardian angel.



Thursday

Look for things in your home that protect your family (helmet, shoes, raincoat, umbrella, knee pads, smoke alarm). Ask: How do these things protect us? How does God protect us and keep us safe?

Act out the Bible story with your family. Sing about angels before prayer.

Friday

During worship tonight, read about Elisha and his servant in *Prophets and Kings*, pages 256 and 257 (three paragraphs). Ask: Why did Elisha ask God to open his servant's eyes? How did his servant feel when he saw God's army?

Sing "Angels Are Watching Over Me." Use family names instead of the word "me." Thank Jesus for angels that care for your family.