

References

Matthew 14:13-21;
Mark 6:30-44;
John 6:1-13;

The Desire of Ages, pp. 364-371



Memory Verse

“Give them something to eat”
(Matthew 14:16).

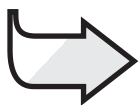


Objectives

The children will:
Know that service involves meeting people’s needs.

Feel eager to help others physically and spiritually.

Respond by helping someone in a specific way this week.



The Message

I serve Jesus when I help to meet others’ needs.

Help for the Hungry

Monthly Theme

Jesus shows us how to serve.

The Bible Lesson at a Glance

Jesus goes to a deserted place to be alone with His disciples. However, 5,000 men, plus women and children, find Him. Jesus has compassion on them, heals their sick, and preaches about the kingdom of God. As evening approaches, Jesus tells the disciples to give the hungry people something to eat. Andrew brings a boy’s five loaves of bread and two fish to Jesus. Jesus blesses the bread and fish, His disciples distribute it, and everyone eats until they’re full. There are 12 baskets of food left.

This is a lesson about service.

Jesus asks us to show the same concern for the physical and spiritual needs of people as He does. When we meet others’ needs, we serve Him.

Teacher Enrichment

“Christ never worked a miracle except to supply a genuine necessity. . . .

“In feeding the five thousand, Jesus lifts the veil from the world of nature, and reveals the power that is constantly exercised for our good” (*The Desire of Ages*, pp. 366, 367).

“After the multitude had been fed, there was an abundance of food left. . . . The contents of the baskets were distributed among the eager throng, and were carried away into all the region round about. So those who were at the feast were to give to others the bread that comes down from heaven. . . . They were to repeat what they had learned of the wonderful things of God” (*The Desire of Ages*, p. 368).

Room Decorations

See Lesson 1.

Program Overview

Lesson Section	Minutes	Activities	Materials Needed
Welcome	ongoing	Greet students at door; hear pleased/troubled	none
1 Readiness Options	up to 10	A. <i>Fish Galore</i> B. <i>Bread, Bread, Bread</i>	paper—4" x 11" (10 cm x 28 cm) for each child, fish pattern 1½ inches (4 cm) wide (see p. 32), scissors for each child, pencils Bibles, variety of breads, wipes for hands, tabletop or large tray
Any Time Prayer and Praise*	up to 10	Fellowship Songbook Mission Offering Prayer	none <i>Sing for Joy</i> <i>Children's Mission</i> offering device from last week none
2 Bible Lesson	up to 20	Experiencing the Story Memory Verse Bible Study	Bible-times costumes, adult "Andrew," small basket, larger basket, two fish crackers, five saltine crackers memory verse on slip of paper, waxed paper, loaf of home-baked bread or pita bread Bibles, basket, fish-shaped cutouts/ bread-shaped cutouts (see p. 140 for fish-shaped cutouts)
3 Applying the Lesson	up to 15	<i>What Do I Have?</i>	paper, pencils, markers, crayons
4 Sharing the Lesson	up to 15	<i>A Basket of Love</i>	photocopies of the "Lovely Baskets" handout (see p. 141) (two per child), ½" x 9" (1 cm x 23 cm) strips of colored paper, scissors, glue sticks or glue, fish-shaped cutouts (see p. 140), bread-shaped cutouts, pencil or pen

*Prayer and Praise may be used at any time during the program.

TEACHING THE LESSON

Welcome

Welcome students at the door. Ask how their week has been—what they are pleased/troubled about. Encourage them to share any experiences from last week's lesson study. Have them begin the Readiness Activity of your choice.

1

Readiness Activities

Select the activity most appropriate for your situation.

You Need:

- paper—4" x 11" inches (10 cm x 28 cm) for each child
- fish pattern 1½ inches (4 cm) wide (see below)
- scissors for each child
- pencils

A. Fish Galore

Assist the children in making 1½ inch (4 cm) fan folds. Trace the fish pattern (see below) on the top fold. Cut out the fish, leaving the folded sides uncut. Open to reveal multiple fish, one above the other.

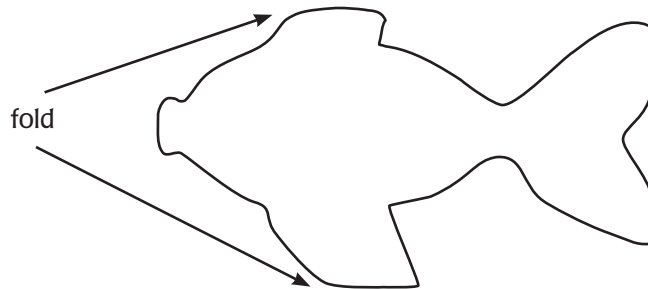
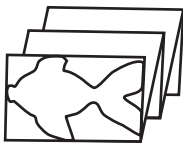
Debriefing

Ask: **Do you know what a group of fish are called?** (a school) **Did you enjoy making your school of fish? In today's Bible story two small fish became very important because they helped meet others' needs. And that is what today's message is about.**



I SERVE JESUS WHEN I HELP TO MEET OTHERS' NEEDS.

Say that with me.



You Need:

- Bibles
- *variety of breads (white, whole-wheat, rye, pita, corn-bread, muffins, biscuits, etc.)
- wipes for hands
- tabletop or large tray

B. Bread, Bread, Bread

In advance: *Place breads on a tray or tabletop and cover them until time for this activity.

Uncover the breads, hold up each one, and ask the children to tell what kind it is. After discussion, break (do not cut) each kind of bread into pieces and let the children sample each one or the bread of their choice (whichever is easier for the size of your group). Say: **Our story today is about some bread. This story will help us know that we serve Jesus when we serve others.**

*Be aware of any food allergies and adjust accordingly.

Debriefing

Ask: **Did you know there were so many breads? Why do you think there are**

so many? Which do you have at home most of the time? Did you enjoy tasting different kinds of bread? (yes) Which was your favorite? Allow response time. Let's read our memory verse in Matthew 14:16. Read from the Bible together. Our Bible story today tells about a lot of sharing. When we share, we are serving Jesus. Today's message tells us ...



I SERVE JESUS WHEN I HELP TO MEET OTHERS' NEEDS.

Say that with me.

Prayer and Praise **Any Time**



Fellowship

Report the students' joys and sorrows (pleased and troubled) as reported to you at the door (as appropriate). Allow time for sharing experiences from last week's lesson study and review last week's memory verse. Acknowledge any birthdays, special events, or achievements. Give a special, warm greeting to all visitors.



Suggested Songs

- "We Are His Hands" (*Sing for Joy*, no. 129)
- "Cross Over the Road" (*Sing for Joy*, no. 131)
- "Give Me Oil in My Lamp" (*Sing for Joy*, no. 132)
- "We Give Our Gifts" (*Sing for Joy*, no. 146)



Mission

Share a story from *Children's Mission*. Remind the children that we serve Jesus when we meet others' needs. Helping people in other parts of the world is one way to serve Jesus.



Offering

Say: **Giving our money for the needs of people in other parts of the world is a way to serve Jesus. Give joyfully!**

You Need:

- offering device from last week



Prayer

Praying for others is an important way to help meet their needs. Have students make prayer requests for others. Assign each request to a student who will pray just for that request. When all the requests have been prayed for, close with a short prayer, thanking Jesus for hearing the children's prayers.

Bible Lesson

You Need:

- Bible-times costumes
- adult “Andrew”
- small basket
- larger basket
- *fish crackers
- *saltines

Experiencing the Story

Character: Andrew

Props: Bible-times costume for “Andrew,” small basket containing two fish crackers and five flat saltine crackers, larger basket filled with fish crackers and saltines. (Hide both baskets nearby.)

*Be aware of any food allergies and adjust accordingly.

Say: Please gather around on this blanket (or carpet). Today we have a special guest in our Sabbath School. We are pretending that his name is Andrew, and that he was one of Jesus’ disciples.

“Andrew” reads or tells the story.

Andrew: I am glad to be with you, boys and girls. I want to tell you about a big day in my life when I worked with Jesus—the day that Jesus fed 5,000 men plus women and children.

A very big crowd had gathered to hear Jesus speak and watch Him heal the sick. Jesus preached for many hours, sharing God’s love with the people. Morning stretched into noontime, which soon became late afternoon. Jesus was still talking. But the empty tummies of many people began to make growling noises.

We disciples were worried. We knew that hungry people can also get very cranky, and besides, we were tired and hungry too.

“Jesus,” we said, “tell everyone to go home. There’s no food here. They can come back tomorrow.”

Jesus was hungry too. But He had so much more He wanted to tell the people. And there were more sick people who needed to be healed.

Jesus said to us, “You give them

something to eat.”

We looked at the large crowd—more people than we could count. “It would take a year’s wages to buy everyone food!” Philip said.

Buying lunch wasn’t what Jesus had in mind. We don’t need a lot of money to serve God, and Jesus proved that by what He did next.

I found a young boy in the crowd who was willing to share his lunch of two fish and five small loaves of bread. [*“Andrew” holds up the small basket containing two fish crackers and five flat saltine crackers. Keep the large basket hidden.*]

That was exactly what Jesus needed. Everyone sat down. Jesus blessed the boy’s lunch something like this: [*Have the children close their eyes for prayer.*] “Thank You, Father, for this food.” [*During the prayer switch the small basket for the larger one. When the children notice the difference, ask them to imagine the reaction of the crowd surrounding Jesus as they watched what happened next.*] Jesus then gave the bread to us disciples to distribute and we began sharing it. There was much food, and plenty for everyone. [*If appropriate, give the children some of the saltine crackers in the big basket.*]

“Here’s a piece for you . . . and you . . . and you,” we said. Jesus then blessed the fish, and we passed it out too. [*If appropriate, give some fish crackers to children.*] The boy who had shared his lunch with Jesus was amazed and happy to share his lunch with everyone. Do you know how many baskets were left over? [*Have children count to 12 with “Andrew.”*] That is a lot of baskets!

If one boy’s lunch could feed more than 5,000 people, what could Jesus do with something of yours? When you share your food, clothes, money, or toys with those in need, you are serving Jesus.

Debriefing

Ask: **What is your favorite part of Andrew's story?** Accept answers. **If you were the little boy who shared his lunch, how would you have felt?** (amazed, happy, glad I'd shared with Jesus, etc.)

How would you have felt if you were in the crowd? How do you think the disciples felt?

What are some ways that people can be hungry? (hungry for God's Word; hungry for food; hungry for friendship, etc.) **Whom do you know who is hungry in any of these ways?** Accept answers. **Is there something you can do to meet that person's needs? What?** Accept answers. **Let's say today's message together:**



I SERVE JESUS WHEN I HELP TO MEET OTHERS' NEEDS.

Memory Verse

Prepare in advance: Write the memory verse ("**Give them something to eat**" **Matthew 14:16, NIV**) on a slip of paper, wrap in waxed paper, and bake into a loaf of bread. Or you may want to use one of the loaves of bread you brought for Readiness Activity B, or slit a loaf of baked bread in the bottom and slip the verse into the middle, or use pita bread.)

Have the children come close around you, then break the bread open and take out the memory verse. Repeat the verse with the children several times. (*If appropriate, give each child a piece of the bread, but adjust accordingly for any food allergies.)

You Need:

- today's memory verse on slip of paper
- waxed paper
- *loaf of home-baked bread or pita bread

Bible Study

Write the following texts on fish- or bread-shaped cutouts and put them in a basket. Let the children take turns drawing one out and finding the texts to discover examples of God providing food for people. (See page 140 for fish-shaped cutouts.)

- | | |
|----------------------|--------------------------|
| Mark 6:39-44 | (feeding the 5,000+) |
| Mark 8:6-10 | (feeding the 4,000+) |
| 1 Kings 17:2-6 | (Elijah) |
| 2 Kings 4:1-7 | (Elisha, widow, her son) |
| Deuteronomy 8:16 | (manna) |
| Numbers 11:31, 32 | (quail) |
| John 21:5, 6, 12, 13 | (fish and bread) |

Debriefing

Ask: **What did all these people have in common?** (They all needed food, and God provided it in a remarkable way.) **How can God use you to provide food for a hungry person or family?** (My parents and I can buy or grow some food and give it to that person or family.)

Have you ever received food from someone in a time of need? (yes; no) **How did you feel when you received it?** (grateful) **When you help the needy, whom are you also helping? Let's read Matthew 25:40.** Have children find and read the text in their Bibles. They are also helping Jesus. **Let's say today's message again:**



I SERVE JESUS WHEN I HELP TO MEET OTHERS' NEEDS.

You Need:

- Bibles
- basket
- fish-shaped cutouts/bread-shaped cutouts (see p. 140 for fish-shaped cutouts)

3

- You Need:**
- paper
 - pencils, markers, crayons

What Do I Have?

Give each child a piece of paper.

Ask: **What do you have that Jesus can multiply?** Instruct the children to draw pictures to answer that question. Some examples: music, artistic ability, smiles, cheerful attitude, money, clothes, food, toys, etc.

Debriefing

Ask: **How can we give these to Jesus so He can multiply them, using them to meet the needs of others?**

- music
 - sing songs about God in church programs, in public places, in homes, etc.
- artistic ability
 - posters for meetings
 - make greeting cards
 - handmade gifts
- cheerful attitude
 - smile

- be friendly
- speak kindly

- money
 - give offerings

- clothes/food/toys
 - give directly to a needy person
 - give to Adventist Community Services
 - give to ADRA

Every day, ask Jesus to help you to be cheerful and happy so that you will represent Him well and make others happy too. Notice—when you give something to Jesus, you aren't losing it; He will increase it so you have more to give.

How many of you want to serve Jesus with what He has given you to share? Let's say today's message:



I SERVE JESUS WHEN I HELP TO MEET OTHERS' NEEDS.

Sharing the Lesson

A Basket of Love

1. Give each child two photocopies of the "Lovely Baskets" handout on page 141. (If possible, photocopy them on colored paper.) Have the children fold on the dotted lines and then cut on the solid lines through both thicknesses. Remind them to fold *in* on the dotted lines so the lines won't show in the finished project.

Begin with the top strip of paper in your right hand and show the children how to weave the basket by slipping the folded strip around and through the strips on the left side, rather than over and under. (See illustration.)

Do the opposite with the next strip, slipping it through where the other went around, and around where the other went through. Then have the students each take a ½" x 9" (1 cm x 23 cm) strip of colored paper and glue the ends to the inside of the baskets as shown.*

2. Then have the children write on a fish-shaped cutout (see page 140) something that they will share with others. Have them also write on a bread-shaped cutout the name of someone with whom

they will share. They may choose to fill out more than one set of bread/fish cutouts and help more than one person.

Some things they could share are: toys with friends; personal belongings with brothers and sisters; time to do some jobs for Mom or Dad; time to feed the homeless with their church group, etc.

Debriefing

Ask: **How will you carry out your sharing plans?** Allow each child to share their plans for the coming week.

What does the shape of your basket tell you? (That we should serve others lovingly.) **What will you remember all week?** Say the message together.



I SERVE JESUS WHEN I HELP TO MEET OTHERS' NEEDS.

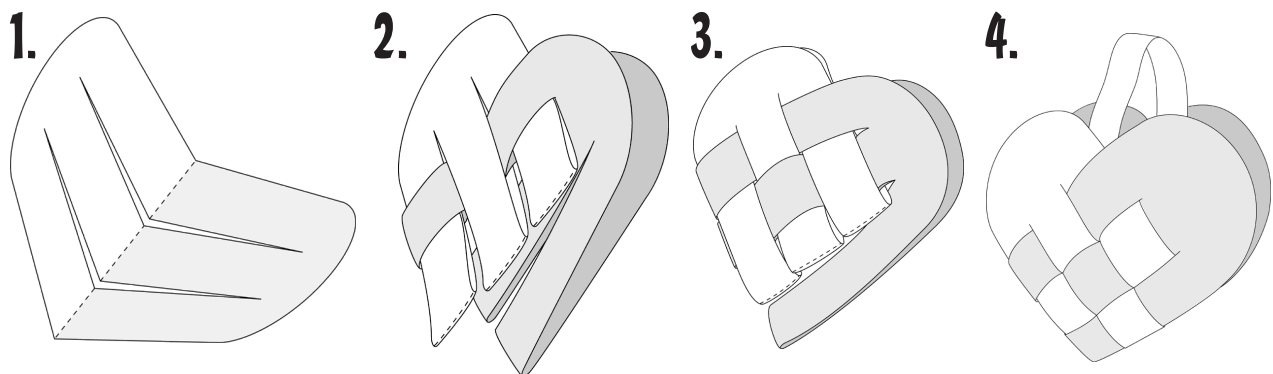
*Adapted from *Bible Story Crafts & Projects Children Love* (Loveland, Colo.: Group; 1995), pp. 81, 84, 85.

Closing

Sing together "We Are His Hands" (*Sing for Joy*, no. 129). Have a child pray that all the children will serve Jesus by meeting others' needs in the coming week.

You Need:

- photocopies of the "Lovely Baskets" handout (see p. 141) (two per child)
- ½" x 9" (1 cm x 23 cm) strips of colored paper
- scissors
- glue sticks or glue
- fish-shaped cutouts (see p. 140)
- bread-shaped cutouts
- pencil or pen



Help for the Hungry

References

Matthew 14:13-21;
Mark 6:30-44;
John 6:1-13;
The Desire of Ages,
pp. 364-371

Memory Verse

“Give them some-
thing to eat”
(Matthew
14:16).

The Message

I serve Jesus
when I help to
meet others’ needs.

Mei and Lanya played for most of the morning and were having so much fun that they forgot it was lunchtime. But Mom knew it was time for them to eat and called them into the kitchen. She knew what was good for them. Have you ever enjoyed what you were doing so much that you forgot that you were hungry? Our story is about more than 5,000 hungry people. Let’s find out what happened to them.

There were few things little about the day Jesus fed more than 5,000 people. A huge crowd had gathered to hear Jesus speak and watch Him heal the sick. Jesus preached for many hours, sharing God’s love with the people. It had been a long time since they had gathered, but Jesus was still talking. The empty tummies of many, many people were growling.

The disciples were tired and hungry too. “Jesus,” they said, “tell everyone to go home. There’s no food here. They can come back tomorrow.”

Jesus was also tired and hungry. But He had so much more He wanted to tell

the people. And there were more sick people who needed to be healed.

Jesus responded, “You give them something to eat.”

The disciples looked at the large crowd—more people than they could count. “It would take a year’s wages to buy enough food!” Philip said.

Andrew found a boy who was willing to share his simple lunch with Jesus. But he had only two fish and five small loaves of bread. But that was exactly what Jesus needed: someone to share!

He blessed the boy’s lunch, and the disciples began sharing it.

“Here’s a piece for you . . .

and you . . . and you,”

they said. The boy

shared his lunch with Jesus, and

Jesus multiplied it. He shared

that lunch

with more than

5,000 men,

women, and

children!

And after everyone


had been fed, the

disciples collected

12 baskets of

leftover food!

If one boy’s lunch could feed more than 5,000 people, what could Jesus do with something of yours? If you share what He has given you to help others in need, Jesus will make it go further. When you help people in need, you serve Jesus too.



Daily Activities

Sabbath

- Go for a nature walk with your family. Take some bread or birdseed along and feed the birds or other animals. Read and discuss Matthew 14:16. Whom do you know who needs food? How can you help them?
- Sing "We Are His Hands" (*Sing for Joy*, no. 129) before prayer.

Sunday

- During family worship, read Matthew 14:13-21. Imagine that you were the boy who shared his lunch. What did you see, smell, hear, say, and do? Tell your family.
- Share your heart-shaped basket from Sabbath School. If you weren't in Sabbath School, take five minutes to think of ways to share with your family and friends. Then do one of them. Pray for the person you will share with today.
- Say the memory verse and clap the rhythm of the words. Ask your family to join in.

Monday

- Unscramble names of these foods mentioned in the Bible.

Genesis 1:11	utirf
Numbers 13:23	seaprg, psoemteagnra, sigf
Deuteronomy 8:16	nanma
2 Kings 4:2	ilo
John 21:13	hifs, radbe
- Thank God for good food.
- Clap your memory verse. Invite your family to join you.

Tuesday

- With your family, read Mark's version of your Bible story in Mark 6:30-44.
- Paste pictures of your favorite foods on a clean, clear jar. Place your jar on your dinner table. Whenever you eat a meal, ask your family to

place money in the jar. At the end of the month, give the money to ADRA or another organization that helps people in need.*

- Sing a thank-You song before prayer.

Wednesday

- During family worship, read John 6:1-13. This was written by the disciple John.
- Think of someone who needs help. Ask your family to invite them to dinner and church on Sabbath. With your parents' permission call that person now.
- How many foods can you name in five minutes?
- Make up a tune for your memory verse.

Thursday

- Read John 6:11 again. The bread and fish that Jesus blessed just kept multiplying. Ask an adult for a bubble wand and bubble mixture. Have everyone in your family blow a bubble, pop it, and name a blessing in their life. Discuss: How does Jesus want you to react to all His blessings?† Thank Him for blessings He gives you today.
- Say your memory verse together. Before prayer, sing a song about sharing.

Friday

- Before worship, ask an adult to help you get some bread and fish-shaped crackers. Share them with your family as you act out the story together.
- Read Matthew 25:40 together. Remind the person(s) you invited to Sabbath dinner tomorrow about that invitation. Pray that they will enjoy a Sabbath blessing.
- Sing your memory verse together before prayer.

*Adapted from *Fun-to-Learn Bible Lessons: K-3* (Loveland, Colo.: Group Publishing Co., 1995), vol. 2, p. 53.

†Adapted from *Fun-to-Learn Bible Lessons: K-3*, vol. 2, pp. 53, 54.