



## 1

**Worship**

We worship God, the Creator.

**POWER TEXT**

“Then God said, ‘Let us make mankind in our image, in our likeness, so that they may rule over the fish in the sea and the birds in the sky, over the livestock and all the wild animals, and over all the creatures that move along the ground.’ So God created mankind in his own image, in the image of God he created them; male and female he created them” (Genesis 1:26, 27).

**KEY REFERENCES**

- Genesis 1:26-28; 2:4-25
- *Patriarchs and Prophets*, chap. 2, pp. 44-51
- *The Bible Story* (1994), vol. 1, pp. 39-56
- student lesson on page 22 of this guide

**OUR BELIEFS**

- No. 6, Creation
- No. 7, Nature of Humanity
- No. 2, The Trinity

**OBJECTIVES****The students will:**

- **Know** that God created humans in His image.
- **Feel** the desire to reflect God’s character.
- **Respond** by thanking God for creating us in His image.

# Master Designer



**We worship  
God when  
His image is  
reflected in  
our lives.**

**The Bible Lesson at a Glance**

On the sixth day of creation God made humans in His image to reflect His character. Being made in the image of God means more than external resemblance. Humans were intended to reflect in character their Creator’s image. Unlike other earthly creatures, we were created with the capacity to think rationally, to make free choices, and to love God and one another.

***This is a lesson about worship.***

Because God created humans capable of making decisions and able to love God, He enables us to worship Him with our lives. We worship God when we express our love and our gratitude to Him. We worship Him when we reflect His character in our lives. When we depend on God and allow His image to be reflected in our characters, our worship is acceptable to Him.

**Teacher Enrichment**

“Man was to bear God’s image, both in outward resemblance and in character. Christ alone is ‘the express image’ (Hebrews 1:3, KJV) of the Father; but man was formed in the likeness of God. His nature was in harmony with the will of God. His mind was capable of comprehending divine things. His affections were pure; his appetites and passions were under the control of reason. He was holy and happy in bearing the image of God and in perfect obedience to His will” (*Patriarchs and Prophets*, p. 45).

“To be holy, to be morally upright, to love righteousness, to live and relate on the basis of love, to be just and fair, to choose harmony with all that is good and beautiful, to be creative and obey the Creator’s laws, to comprehend that which is divine, and to shun that which is in disharmony with God’s will, to be individually unique, yet collectively harmonious—these and other characteristics that come to mind when one thinks of God are included in the image of God” (*Handbook of SDA Theology*, p. 235).


*Have you thought lately of your calling to reflect the image of God? What changes might you need to make to allow God’s character to be reflected in you? How can you help your students understand the great value God sees in each of them because they are His image bearers?*

# Welcome



Welcome students at the door and direct them to their seats. Ask them how their week has been. Encourage learners to study their Sabbath School lesson regularly, and use several minutes to debrief students on the previous week's lesson.

Ask: **What was the most interesting part of the Bible story? What activity did you find the most helpful? Which activity was the most fun?** Invite students to share their experiences and/or the handiworks they created for Sabbath School during the week.

(The leader should be familiar with the previous lesson to be able to direct the discussion.) This is also a good time to have students recite the power text.

**Have students begin the readiness activity of your choice.** 

## Program notes

LESSON SECTION	MINUTES	ACTIVITIES	MATERIALS NEEDED
Welcome	Ongoing	Greet students at door. Ask about their week.	
<b>1</b> Readiness	10-15	A. <i>Creative Praise</i>  B. <i>Matching Families</i>	modeling clay/play-dough, color pencils/crayons, markers, paper, pictures or magazines, scissors, glue sticks  cut-out pictures from magazines/newspapers representing human and animal families
 Prayer and Praise	15-20	See page 17. Prayer and Praise may be used at any time during the program.	songbooks, offering plate/basket, world map, pushpins, letter to parents (p. 144)
<b>2</b> Bible Lesson	15-20	Introducing the Bible Story  Experiencing the Story  Exploring the Bible	basin with water, large or medium size image of Jesus, sand, rocks, other miscellaneous objects  Bibles, white/chalkboard, and markers/chalk
<b>3</b> Applying the Lesson	10-15	<i>Scenario</i>	
<b>4</b> Sharing the Lesson	10-15	<i>Inspired to Worship</i>	Bibles, pens/pencils, paper
 Closing		A. Prayer and Closing Comments B. Reminder to Parents C. Coming Up Next Week	

# LESSON 1

# 1

## READINESS ACTIVITIES

Select the activity or activities that are most appropriate for your situation.

### A

#### Creative Praise

Say: **The ability to create is one of the gifts God gave us at creation, and we can use it to serve and worship Him. Today you have a chance to use your creativity to visually represent your praise to God.** (Show an illustration you made to express your gratitude to God.)

You may also include words such as: **gratitude, praise, adoration, etc.** Some groups may want to use play-dough/modeling clay. Others may want to draw or create a collage. You may use the art supplies as you choose. The important thing is to express your gratitude to God using your creative skills.

Divide the class into groups and distribute to each group a bag with play-dough/modeling clay, paper, pencils, markers, or other art supplies. Give the groups an allotted time to complete the activity. Once each group has finished their project, have a student from each group present it.

#### Debriefing

Ask: **How can you use your creativity to worship God in church and at home?** (music, various forms of art, poetry, etc.) **How can you use your creativity to encourage others?** (Participate in various activities that are spiritually uplifting to others.) **We can use our creative abilities to glorify God and worship Him in many ways. Let's say our power text together:**

*"Then God said, 'Let us make mankind in our image, in our likeness, so that they may rule over the fish in the sea and the birds in the sky, over the livestock and all the wild animals, and over all the creatures that move along the ground.' So God created mankind in his own image, in the image of God he created them; male and female he created them" (Genesis 1:26, 27).*

Our power point today is:

 **We worship God when His image is reflected in our lives.**

#### YOU NEED:

- modeling clay/ play-dough
- color pencils/crayons
- markers
- paper
- pictures or magazines
- scissors
- glue sticks

### B

#### Matching Families

In newspapers or magazines, find illustrations of families and animals with their little ones. Prior to class cut out these pictures so that the images of the parents are separated from those of their babies. Divide the cut out pictures into two piles, placing the adult images in one pile and the ones with babies in another pile. Lay the illustrations on the two sides of the table. Invite students to come to the front of the room.

Say: **Let's see if you could match the pictures of the babies with those of their parents.** (Have students take turns one by one assembling pictures of a human or an animal family.)

#### Debriefing

Ask: **What helped you match the images?** (looking for the similarities and the common traits). **Why do you think that soon after they are born most babies already look like their parents?** (God designed all living things to pass on to following generations the characteristics specific to each species and family.) **Why do you think that it is important for the members of a family to have some common traits?** (It helps families feel connected if they share common traits.) **When God created humans He created them in His image. Do you know why?** (He wanted a special relationship with us. He wanted us to belong to His family.) **Let's say our power text together:**

*"Then God said, 'Let us make mankind in our image, in our likeness, so that they may rule over the fish in the sea and the birds in the sky, over the livestock and all the wild animals, and over all the creatures that move along the ground.' So God created mankind in his own image, in the image of God he created them; male and female he created them" (Genesis 1:26, 27).*

Our power point today is:

 **We worship God when His image is reflected in our lives.**

#### YOU NEED:

- magazines/newspapers with illustrations of human and animal families

# Prayer and Praise

## Fellowship

Report the students' joys and sorrows that they shared with you at the door (as appropriate). If they have given you permission, share one or two special items from the students' Bible study during the week. Acknowledge any birthdays, special events, or achievements. Give a special, warm greeting to all visitors.

## Suggested Songs

"Behold What Manner of Love" (*He Is Our Song*, no. 42)

"We Are His" (*He Is Our Song*, no. 140)

"Our Prayer" (*He Is Our Song*, no. 137)

## Mission

Use Adventist *Mission* for youth and adults (go to [www.juniorpowerpoints.org](http://www.juniorpowerpoints.org) and click on MISSION) or another mission report available to you. You may use a map of the world where the students can identify and mark with pushpins the location of the mission story.

### YOU NEED:

- world map
- pushpins

## Offering

Say: **In our lesson this week we will learn that every person was created in the image of God. Millions of people in the world still need to learn about Jesus so they can choose to follow Him and be restored in His image. Our mission offering today will help toward that goal.** At the beginning of the quarter send a letter to the parents, informing them that an offering is taken up each week in Sabbath School. You will find a sample letter to parents on p. 144 of this guide.

### YOU NEED:

- offering plate/basket
- letter to parents (see sample on p. 144)

## Prayer

Ask for volunteers who would like to pray. Have them pray for a specific country in the world where people need to know about Jesus.

\*Prayer and Praise may be used at any time during the program.

## Notes

# 2

**BIBLE LESSON**

### Introducing the Bible Story

Say: **God created humans in His image, in His likeness. This means that Adam and Eve were created with the ability to reflect God’s character. Some of the common features we share with God are free will (the capability to make choices), intelligence, creativity, and love. With God’s help we too can exercise these attributes. We reflect God’s image in our lives when: (1) we make choices that are pleasing to Him; (2) when we are guided by reason not merely by instincts or selfish desires; (3) when we exercise our creativity to honor God and serve our fellow humans; and (4) when we love our Creator and His children. In fact, our worship could reflect all of these divine attributes.**

### Experiencing the Story

Invite students to the front of the class and ask them to circle around a table. On the table place a basin and fill it with water. Make sure the classroom is well lit and that the water in the basin adequately mirrors objects surrounding it.

**YOU NEED:**

- basin with water
- large or medium size image of Jesus
- sand
- rocks
- other miscellaneous objects

Ask: **What do you think will happen if I raise this image of Jesus above the basin?** (Raise the picture above the water.) **Why do you think you are able to see the reflection of Jesus’ image in the water?** (The water acts like a mirror.) **Do you think that this water will always reflect the image of Jesus as long as we hold it in place?** (Accept all answers.)

Invite a volunteer to hold the picture in place. Turn off the light briefly. Water has the property of reflecting surrounding objects **only if** it comes in contact with light.

Ask: **What else could block the ability of water to reflect objects that are next to it?** (Accept various answers.)

Start pouring sand, rocks, and anything else you may have for this purpose into the basin until these things absorb all the water in it.

Ask: **Can you still see the image of Jesus reflected in the water?** (no)

### Debriefing

Ask: **How was this experiment like our lives?** (God created us to reflect His image, just as water reflects the objects that are next to it.) **What symbolizes light in our lives?** (Jesus)

Say: **Today we are going to learn that God created humans in His image. He intended that we always reflect His character. Unfortunately, because of sin our lives today do not reflect the image of their Creator the way Adam and Eve did in the beginning. Only Jesus can help restore us into His image.**

Empty into the garbage bin the contents of the basin. Fill it again with water.

Say: **Jesus wants each of our lives to be filled with the clean water of His Spirit and with the light that comes from Him. Then our lives will reflect Him. Let us invite Him into our lives and remember that:**

**🔊 We worship God when His image is reflected in our lives.**

# 3

## APPLYING THE LESSON

### Exploring the Bible

Write on the board the following Bible references.

Hebrews 2:7; Ecclesiastes 7:29; Ephesians 4:24; 1 John 4:8; Matthew 22:36-40; Genesis 2:18; Psalm 8:6-8; Exodus 20:8-11; Genesis 2:17; 3:22.

Say: **Let's read several Bible passages together to see what it means to be created in the image of God.**

- Hebrews 2:7 (intelligence and spiritual capacity like that of angels)
- Ecclesiastes 7:29 (honesty)
- Ephesians 4:24 (righteousness and holiness)
- 1 John 4:8 (love)
- Matthew 22:36-40 (living in harmony with God's law of love)
- Genesis 2:18 (companionship)
- Psalm 8:6-8 (responsibility to care for the environment)
- Exodus 20:8-11 (keeping the Sabbath holy to nurture our relationship with God)
- Genesis 2:17; 3:22 (immortality [live forever] on condition of obedience to God's law)

### Debriefing

Ask: **Do you find it easy to reflect these characteristics in your life?** (Accept all answers.) **What steps do you need to take to allow God to restore His image in you?**

**Let's repeat our power text:**

***"Then God said, 'Let us make mankind in our image, in our likeness, so that they may rule over the fish in the sea and the birds in the sky, over the livestock and all the wild animals, and over all the creatures that move along the ground.' So God created mankind in his own image, in the image of God he created them; male and female he created them" (Genesis 1:26, 27).***

#### YOU NEED:

- Bibles
- white/chalkboard
- markers/chalk

### Scenario

Read the following scenario to the students:

**Paula loves school. She especially likes science. She loves learning about plants, rocks, and animals. Recently, while reading some science books she learned about the theory of evolution. This theory claims that life on earth evolved by chance over millions of years. Paula is confused and doesn't know what to believe. She was especially shocked to read about the claim that humans evolved from monkeys. Paula could not accept that humans, who are capable of rational thought, would evolve from animals that operate solely from instinct. Paula doesn't attend church regularly or consider herself to be a religious person. However, Paula has some serious questions after having read about the theory of evolution. Because Paula knows you as a person who believes in God and in creation, she talks to you about her dilemma.**

### Debriefing

Ask: **What could you tell Paula? How could you help her accept the truth that God is the Creator of the universe?** (i.e., Tell her that there is no experimental evidence to support the theory of evolution. Someone needs a serious amount of faith to accept this theory. Share with her that the assumptions of this theory leave humans without hope. For instance, the idea that everything evolved by chance and passes away also by chance excludes the existence of a God who created everything purposefully. Also, the idea that only the strongest survives makes selfishness, violence, and death acceptable. On the other hand, the story of Creation is filled with hope. Based on this account we see a loving Creator who made everything with purpose and in the greatest order. He not only created the world but He continues to care for His creations. Belief in the Bible creation is based on the principles of love, order, and harmony. When we accept by faith that God is the Creator we see ourselves as responsible beings who need to care for the environment and to love God and one another.)

**Remember that:**

***We worship God when His image is reflected in our lives.***



# 4

## SHARING THE LESSON

### **Inspired to Worship**

Say: **Think about and write down five reasons related to the creation story that motivate you to worship God as the Creator.**

Have students pair with a partner and share what motivates them to worship God.

Say: **Share with your family and friends during the week what prompts you to worship God as the Creator.**

#### **Accommodations for students with special needs:**

Allow students with disabilities to work with partners who can assist with writing.

#### **YOU NEED:**

- Bibles
- paper
- pencils/pens



## Closing

### **Prayer and closing comments:**

Close with a prayer for your students, asking that they would allow God to mold their character into His image.

### **Reminder to parents:**

Say: **Check out the student Bible study guide to find Parents' Pages for your use in family worship, or however you wish to use them to spiritually guide your children. You may listen to the podcast of the lesson online at [www.juniorpowerpoints.org/podcast.php?channel=1](http://www.juniorpowerpoints.org/podcast.php?channel=1).**

### **Closing:**

Say: **This week, think about the character traits that help us reflect God's image. I'm so thankful that our Creator is willing to restore us into His likeness when we invite Him into our lives.**

### **Coming up next week:**

Say: **God created us for a relationship with Him. We honor the Creator when we worship Him on His holy day.**

## Notes



# Student lesson

## Master Designer

*Have you ever wondered what Adam and Eve felt like on their first day of life? They didn't start out as babies like the rest of us, but as fully grown adults. How did they know how to talk? How did they know what words meant or how to describe feeling hungry or excited? Try to visualize how God created our world and the first human beings.*

Adam opened his eyes and looked straight into the eyes of . . . *Who is this?* he wondered.

Standing before him was the most awe-inspiring, loving, and kind being man has ever seen. God the Son, the Creator, reached for the man's hand and pulled him to his feet. They stood face to face. The Creator rejoiced over His first earthly creation made in the image of God. Adam was surrounded by a glow of pulsing light, reflecting the glory and radiance of the Creator. Being in God's presence, Adam felt peace, joy, and love for his Creator. His thoughts were holy, his desires were pure, and his greatest joy was to spend time with God.

In the Garden of Eden the Creator showed Adam the many gifts created for him. With every step Adam's feet sank into velvet-like grass. He paused to look into a flower. His eyes could see into the detail as he studied the grains of yellow pollen. Two woolly things bounded toward Adam and nudged his hand. *What is it?* he wondered. Adam learned from the Creator that these creatures were designed for him. He ran his fingers through the soft masses of white. "You are sheep," Adam said. The sheep gave a deep-throated "Baa-a-a-a" as if they understood

Adam's words, then bounced away together.

The Creator gave Adam the pleasant task of naming the animals. Giraffes, monkeys, horses, rabbits, crows, eagles, tigers, lizards, ants, and crocodiles each took their turn. Adam named every animal. He touched their paws and ears. He studied their antennae and scales. He laughed at their movements and their chattering. He wondered at their unique designs. Slowly Adam realized that they all had come to him in pairs. They each had an other. He suddenly felt alone. Could he—should he—ask the Creator?

Quietly Adam said, "They all have a mate. Do I?"

The Creator smiled. He had wanted Adam to feel his need for a companion. God placed Adam into a deep sleep. He gently removed one of Adam's ribs and made with it another human being. When Adam woke up, his eyes focused again on the Creator's face. They smiled at each other. Then Adam's gaze turned to her. He knew immediately that she was his other, one of his kind. Again the Creator took Adam's hand and pulled him to his feet.

Adam learned that his mate had come from his side. God had not used a bone from the man's head. Eve was not to rule over him. God had not used a bone from his foot. Adam was not to rule over her. Eve was Adam's equal, to stand at his side. The Creator took Eve's hands and placed them in Adam's. The two were one of kind, one of body, and one of mind. They stood staring into each other's eyes. Adam spoke to her: "You will be called woman because

you were taken from man." The Creator spread His arm in a panorama of the new world. This was their birthday present. Adam and Eve were the prince and princess of this earth.

The Creator smiled as He saw His image reflected in man and woman. He said to them: "Be fruitful and increase in number; fill the earth and subdue it. Rule over the fish in the sea and the birds in the sky and over every living creature that moves on the ground" (Genesis 1:28).

God, who takes care of the whole universe, wanted human beings to take care of the earth. They would reflect God's image by treating all living things with love, fairness, and wisdom.

The Creator led them to the tree of life and plucked some of its fruit for Adam and Eve. They sank their teeth into the pithy whiteness. This was their first food. If they would live in perfect obedience to God, they would have access to the tree of life and would enjoy life without end in God's presence. Then God led them to another tree, but He did not pick the fruit; instead He looked at them. His smile left. His voice sounded different.

"You are free to eat from any tree in the garden; but you must not eat from the tree of the knowledge of good and evil, for when you eat from it you will certainly die" (Genesis 2:16, 17).

Adam and Eve looked at the tree. Its branches reached to the sky like all the other trees. Its fruit glistened in the afternoon sun like all the other trees. It didn't seem any different. But they did not doubt the Creator's command. This tree was off-limits.

## KEY REFERENCES

- Genesis 1:26-28
- Genesis 2:4-25
- *Patriarchs and Prophets*, chap. 2, pp. 44-51
- *Seventh-day Adventists Believe*, second edition, pp. 79-90
- *The Bible Story* (1994), vol. 1, pp. 39-56
- *Our Beliefs*, nos. 6, 7, 2

Adam and Eve followed the Creator as He led them through the garden. This was to be their home. They formed the plants and flowers into their shelter and made this their home. What an amazing birthday that was! Adam and Eve rejoiced and praised the Creator for His marvelous gifts. They were beginning to understand that they were created for friendship with the Creator, with one another, and with all of God's creations. Much like the streams of water mirrored the image of the garden in the light of noonday, so the Creator's holy character found reflection in the hearts of Adam and Eve.

## POWER TEXT

"Then God said, 'Let us make mankind in our image, in our likeness, so that they may rule over the fish in the sea and the birds in the sky, over the livestock and all the wild animals, and over all the creatures that move along the ground.' So God created mankind in his own image, in the image of God he created them; male and female he created them" (Genesis 1:26, 27).

## POWER POINT

We worship God when His image is reflected in our lives.

### Sabbath

**DO** Do this week's activity on page 18.

### Sunday

**READ** Read Genesis 1:26, 27 and this week's story, "Master Designer."

**CREATE** Make a bookmark with the power text, Genesis 1:26, 27, on it. Keep it in your Bible to be a reminder of how God has created you in His image.

**LEARN** Begin to learn the power text.

**PRAY** Thank God for loving you and for creating you in His likeness.

### Monday

**READ** Read Genesis 1:26-31.

**THINK** According to these verses, what does being created "in the image of God" mean to you? In what specific ways did Adam and Eve reflect the character of God?

**DO** With the understanding that each person is a child of God, created in His image, do an act of kindness to show love to others regardless of gender, race, culture, and upbringing.

**PRAY** Praise God for creating you with the ability to love others.

### Tuesday

**READ** Read Genesis 1:26, 27 and Genesis 2:1-7.

**WRITE** In your Bible study journal, compare the two descriptions of the creation of man.

**DISCUSS** With an adult, talk about how humanity originally reflected "the image of God," though Adam and Eve were created "from the dust of the ground."

**PRAY** Ask God to help you develop a character like His.

### Wednesday

**READ** Read Genesis 2:8-17.

**REFLECT** Why did God place Adam and Eve in the garden? How was the "tree of the knowledge of good and evil" a test of great significance?

**CHOOSE** God created humans in His likeness with the ability to choose freely between right and wrong. Today, exercise your freedom to choose what is right.

**PRAY** Ask Jesus to help you make positive choices for Him.

### Thursday

**READ** Read Genesis 2:18-24.

**THINK** What do you think was God's purpose in creating the first family?

**CONNECT** In what ways could you strengthen your relationship with your family members?

**PRAY** Praise God for creating the human brain, helping us to make wise decisions that glorify Him.

### Friday

**READ** Read Psalm 150.

**REFLECT** At Creation God gave humans a measure of creativity as another way to reflect the image of God.

**CREATE** Write a poem on the theme of praising God. You may also choose another form of creative expression (e.g., music, painting, clay modeling).

**PRAISE** Sing for family worship hymn no. 15, "My Maker and My King," from *The Seventh-day Adventist Hymnal*.

**PRAY** Pray to God and praise Him for always caring for us.