



5

Community

We reflect God's love in our relationships.

POWER TEXT

"Show proper respect to everyone, love the family of believers, fear God, honor the emperor" (1 Peter 2:17).

KEY REFERENCES

- Genesis 37:1-11
- *Patriarchs and Prophets*, chap. 19, pp. 208-212
- *The Bible Story* (1994), vol. 2, pp. 40-46
- student story on page 62 of this guide

OUR BELIEFS

- No. 23, Marriage and the Family
- No. 7, Nature of Humanity
- No. 14, Unity in the Body of Christ

OBJECTIVES**The students will:**

- **Know** that others are to be treated equally.
- **Feel** a desire to develop friendships with and respect for others.
- **Respond** by asking God to help them treat others fairly.

Father's Favorite

We treat each member of God's family with kindness and respect.

The Bible Lesson at a Glance

Joseph's father favors him above the other brothers in the family and presents him with gifts more valuable than those he gives to his other sons. This special treatment causes problems. His brothers are jealous of him, but his father persists in this treatment. Then Joseph has two dreams in which the members of his family bow down and honor him. When he tells his brothers these dreams, family tensions worsen.

This is a lesson about community.

We destroy community when we treat one person better than another. Each person has been created and redeemed by God. Treating people with friendship and respect, as God treats them, creates a sense of community.

Teacher Enrichment

"There was one, however, of a widely different character—the elder son of Rachel, Joseph, whose rare personal beauty seemed but to reflect an inward beauty of mind and heart. . . . He listened to his father's instructions, and loved to obey God. . . . Jacob unwisely manifested his preference for Joseph, and this excited the jealousy of his other sons. As Joseph witnessed the evil conduct of his brothers, he was greatly troubled; he ventured gently to remonstrate with them, but only aroused still further their hatred and resentment. . . . The father's injudicious gift to Joseph of a costly coat, or tunic, such as was usually worn by persons of distinction, seemed to them another evidence of his partiality, and excited a suspicion that he intended to pass by his elder children, to bestow the birthright upon the son of Rachel" (*Patriarchs and Prophets*, p. 209).


In what area of my life do I show favoritism? How do I respect the people around me?

Welcome



Welcome students at the door and direct them to their seats. Ask them how their week has been. Encourage learners to study their Sabbath School lesson regularly, and use several minutes to debrief students on the previous week's lesson.

Ask: **What was the most interesting part of the Bible story? What activity did you find the most helpful? Which activity was the most fun?** Invite students to share their experiences and/or the handiworks they created for Sabbath School during the week.

(The leader should be familiar with the previous lesson to be able to direct the discussion.) This is also a good time to have students recite the power text.

Have students begin the readiness activity of your choice. 

Program notes

LESSON SECTION	MINUTES	ACTIVITIES	MATERIALS NEEDED
Welcome	Ongoing	Greet students at door. Ask about their week.	
1 Readiness	10-15	A. <i>The Outsider</i> B. <i>The Treatment</i>	Bibles, paper people cutouts (see p. 145) OR paper dolls, tape
 Prayer and Praise	15-20	See page 57. Prayer and Praise may be used at any time during the program.	songbooks, offering plate/basket, world map, pushpins
2 Bible Lesson	15-20	Introducing the Bible Story Experiencing the Story Exploring the Bible	Bibles, spool of cotton thread for every two students Bibles
3 Applying the Lesson	10-15	<i>Scenario</i>	
4 Sharing the Lesson	10-15	<i>Express It</i>	note cards or stationery, pens/pencils, white/chalkboard, markers/chalk
 Closing		A. Prayer and Closing Comments B. Reminder to Parents C. Coming Up Next Week	

1

READINESS ACTIVITIES

Select the activity or activities that are most appropriate for your situation.

A

The Outsider

Ask students to hold hands to form a circle. Choose a volunteer and ask him/her to try to join the circle. He/she may do this by lightly tapping on the shoulder of a student. It will be up to that student whether the volunteer would be allowed to enter, but encourage students to show resistance to the “outsider” at first. If the student who was tapped lets go of the hand of his/her partner, the “outsider” could join hands with them and the circle would be expanded. Repeat this with several other students as the “outsider.”

Debriefing

Ask: **How do you feel when you exclude someone from entering your circle? Is it ever right to exclude someone from your circle of friendship? Why or why not? How do you feel when you are the outsider and are excluded from entering the circle? How should you respond when this happens to you?** (Find other friends.) **How should you respond when this happens to others?** (Be a friend to them. Include them.) **How do you feel when you are allowed to join the circle?** (safe; wanted; welcome) **What could you do to help others feel welcome in your circle of friends?** (Be open, generous, kind, and friendly to everyone.)

Let’s say our power text together:

“Show proper respect to everyone, love the family of believers, fear God, honor the emperor” (1 Peter 2:17).

This week we are learning that, in the family of God,

🔊 We treat each member of God’s family with kindness and respect.

B

The Treatment

Have students sit in a circle of no more than eight to 10. Give each group a paper person cutout. (See pattern on page 145.) Instruct the student holding the paper person to say something hurtful (i.e., you don’t belong), and then tear a piece off. Then pass the paper person on. Once everyone has a chance to do this, instruct the last student to send the paper person back the opposite direction. Have each person now say something affirming and tape their piece back on.

YOU NEED:

- Bibles
- paper person (p. 145)
- tape

Debriefing

Ask: **How did it feel to say the bad things? How did it feel to say the good ones? What did you learn from this activity? How did the paper person look at the end?** (scarred)

Read aloud 1 Peter 2:17 and say the power text together:

“Show proper respect to everyone, love the family of believers, fear God, honor the emperor” (1 Peter 2:17).

What does this verse tell us about the way to treat others in God’s family? Say: This week we are learning that in the family of God

🔊 We treat each member of God’s family with kindness and respect.



Prayer and Praise

Notes

Fellowship

Report the students' joys and sorrows that they shared with you at the door (as appropriate). If they have given you permission, share one or two special items from students' Bible study during the week. Acknowledge any birthdays, special events, or achievements. Give a special, warm greeting to all visitors.

Suggested Songs

"Friends" (*He Is Our Song*, no. 118)

"Oh, Fill It Up" (*He Is Our Song*, no. 135)

"Side by Side" (*He Is Our Song*, no. 123)

Mission

Use Adventist *Mission* for youth and adults (go to www.juniorpowerpoints.org and click on MISSION) or another mission report available to you. You may use a map of the world where the students can identify and mark with pushpins the location of the mission story.

YOU NEED:

- world map
- pushpins

Offering

By giving our offerings we show our love for God.

YOU NEED:

- offering plate/basket

Prayer

Ask your students to think silently of one person that they can treat better. Allow a moment of silence for each person to pray for God's guidance in showing love and respect to that person.

*Prayer and Praise may be used at any time during the program.

2

BIBLE LESSON

Introducing the Bible Story

Say: **Barbara and her friends often make fun of Mrs. Beagon, their math teacher. But whenever the students need help, she will stop whatever she is doing to help them.**

Sarah always feels uncomfortable when the other girls whisper about how overweight Mrs. Beagon is. But they are Sarah’s friends. What could she say to them? She makes sure that she never says nasty things about Mrs. Beagon, but some of the jokes do make her laugh.

Debriefing

Say: **What should Sarah do when the others make jokes? What is respect? What does it mean to treat all people with respect? What happens when we treat people unfairly? Today we study the story of a family that had difficulty with equality and respect.**

YOU NEED:

- Bibles
- spools of cotton thread

Experiencing the Story

Have students read Genesis 37:1-11, each taking a verse until all 11 are read.

Use a modern translation or paraphrase if you have one. When you are finished, ask the students to pair off. Give each pair a spool of inexpensive, 100 percent cotton thread. Have them pass a length of thread from one person and then follow the directions you read.

- 1. You are introduced by a friend (link another thread).**
- 2. You don’t meet again for months (break one thread).**
- 3. You meet again (link another thread).**
- 4. You get to go on an outing in the same group (link another thread).**
- 5. You hear gossip about the other person (break one thread).**
- 6. You sit down and talk things through (link two threads).**
- 7. You call each other on the phone at least twice a week (link three more threads).**
- 8. You have a disagreement (break one thread).**
- 9. You patch up your differences (add three threads).**
- 10. You hear serious gossip against your friend (break all threads).** Students won’t be able to because their relationship is strong enough to withstand this threat.

Debriefing

Ask: **What happens in the family when parents show favoritism?** (It weakens the family’s relationship.) **Relationships are like threads that bind us to other people and our loved ones. What could Joseph’s father and brothers have done to strengthen ties within their family?** (Talked about their feelings; Jacob could have done something not so obvious to show that he loved Joseph, and he could have given the others gifts too.) **How does their behavior compare with how God treats us?** (God treats everyone impartially.) **What can we do to strengthen ties with our friends and family? Remember that**

 **We treat each member of God’s family with kindness and respect.**

3

APPLYING THE LESSON

YOU NEED:

□ Bibles

Exploring the Bible

Have the students turn to Genesis 37 and find the answers to the following questions.

Ask: **Why was Joseph the “favorite” one of his father, Jacob?** (verse 3—because he was born to him at an old age; because Joseph was open and loving with his father) **What were some of the different emotions the family showed Joseph because of this favoritism?** (verses 4, 11—hatred, jealousy; couldn’t say a kind word about him) **How did the brothers respond when Joseph told them about his dream?** (verse 5—with more hatred) **How did Jacob respond?** (verse 10—with a rebuke)

Ask: **How would you have responded if you had been one of Joseph’s brothers? Why did they feel angry? Have you or someone you know ever been in a similar situation? What did you or they do?**

Ask: **What instructions are we given in the Bible about treating one another with respect?** Have the students look up and read aloud 1 Peter 2:17 and 1 Timothy 5:21. **What are some ways that we show respect to others?** (by letting them talk when we want to; listening while they talk; opening doors for them when their arms are full; not taking their things without asking) **What are some ways people show favoritism? What is the opposite of favoritism?** (equality)

Let’s say our power text together:

“Show proper respect to everyone, love the family of believers, fear God, honor the emperor” (1 Peter 2:17).

Scenario

Read the following aloud: **Some of your friends at church are being selective in whom they invite to join in activities. They include popular people, but ignore others. This is creating jealousy, negative feelings, and unhappiness.**

Debriefing

Ask: **What can you do to help the situation?**

How does this situation compare to that of Joseph and his brothers? What can you do when a parent or other adult shows favoritism? (Emphasize that it is best to tell how you feel in a respectful way.)

Say: **You can use “I” messages to confront adults. “I” messages are a way of telling a person how you feel without being disrespectful or putting them on the defensive. “I” messages put the focus on your feelings, not the other person’s actions. For example, you could say “I feel (cheated, sad, angry) when you (spend more time with my brother than you do with me; make me do my cousin’s chores). Let’s practice giving “I” messages now.** Give each student a chance.

Ask: **How could Joseph’s brothers have responded differently to Jacob’s favoritism toward Joseph? What “I” messages could they have used?**

4

SHARING THE LESSON

YOU NEED:

- note cards OR stationery
- pens/pencils
- white/chalkboard
- markers/chalk

Express It

Ask the students to think of someone they may have treated unfairly or without respect.

Say: **Let's make two lists. What are some ways we can treat the people we just thought of fairly and with respect?** Ask for a scribe to write responses on the white/chalkboard as the first list.

Ask: **If someone has not treated us with respect and fairness, what can we do?** Have the scribe write the second list.

Say: **If you have treated someone badly and would like to make that right, take the stationery I've provided and write a note apologizing for your behavior and telling them how you would like the relationship to be from now on.**

If you don't feel comfortable giving your note to the person, think of someone whom you can tell this week that they deserve respect because they were created by God and are special to Him



Closing

Prayer and closing comments:

Close with prayer, asking God for the grace and power to treat others with respect.

Reminder to parents:

Say: **Check out the student Bible study guide to find Parents' Pages for your use in family worship, or however you wish to use them to spiritually guide your children. You may listen to the podcast of the lesson online at www.juniorpowerpoints.org/podcast.php?channel=1.**

Coming up next week:

Say: **Joseph is sold into slavery. People can learn to deal with their problems in positive ways.**

Notes

Student lesson

Father's Favorite

Do you have any brothers or sisters? How well do you get along with each other? What happens at your house when family members disagree or are treated unfairly?

The hot sun was beating down on the flock of sheep as they grazed lazily on the plains. Some days Joseph found it exciting and fun to tend the sheep. But there were days he didn't like to be out in the fields at all. He didn't get along very well with his older brothers. They were often cruel, or unkind. Joseph usually discussed these things with his father.

Jacob loved Joseph more than any of his other sons. Joseph was the son of his favorite wife, Rachel, and it had been many years before she had given him a child. So Jacob loved Joseph a lot. One bright, early morning Joseph was called to go before his father.

I wonder what he wants, Joseph thought. He felt a little anxious, a little excited.

"Joseph, I have something special for you," Jacob stated as he showed Joseph a package covered with a fine piece of cloth.

"What is it, Father?" Joseph tried not to show much emotion as he watched his father carefully unwrap the package.

"Oh!" Joseph was stunned for a minute. "This is for me?" His voice cracked as he reached out and lightly touched the bright, expensive-looking coat. "I've never seen anything like it. Why me?"

"Never mind," Jacob smiled indulgently as he held up the coat for Joseph to try on. "I want to give it to you. You're my oldest son by my dar-

ling Rachel," Jacob tried to explain.

"Thank you, Father." Joseph looked down at himself in the new coat. "It's really expensive looking. I've never seen colors like this." Joseph hugged his father. He could tell his father was glad that he liked it.

That evening when his brothers returned from their work on the hills, they were met by their teenage brother dressed like a ruler of some kind. They frowned. They talked among themselves. What did Joseph do to deserve that? He did nothing compared to the hard work they did. It was obvious the coat was to be worn for display, not for working in the fields. It was most unfair. Weren't they the ones who worked hard? They should be treated more fairly by their father.

Several days went by. The older brothers were still upset about the coat, but it had quit being their main topic of conversation. Then one morning Joseph met them with another topic to ruin their day. "I've got something strange to tell you all," Joseph stated.

What now? his brothers thought, trying to ignore him.

"I had an unusual dream last night," Joseph continued. "While we were all binding the sheaves in the field, my sheaf suddenly stood straight up. Immediately, all of your sheaves came and bowed before my sheaf. What do you think that means?" Joseph asked, reaching for another piece of bread.

"Bow down before you?" they exploded. Joseph had gotten their attention. "Who do you think you are? Should we pay respect to you, our younger brother?" Joseph's brothers

sneered. They went off to the day's work hating Joseph even more than before. But before long Joseph had another dream to share with his family. This time he decided to tell it to his father as well.

"You probably won't believe me, but I had another dream last night," Joseph explained.

"So what's new this time, Dreamer?" his brothers taunted. Between his fancy new coat and his grand dreams, he was really annoying them.

"Well, in this second dream the sun and the moon and 11 stars all bowed before me."

"What do you mean, Son?" Jacob asked anxiously. "Are you saying that your mother and I and all your brothers are going to bow before you? Aren't you being a little arrogant?"

The comments that the brothers made were a little less gentle. "What a dreamer!" "Arrogant, self-centered brat." "What nerve!" "Just wait till he hears about the dream I'm about to have!" They all got up and went to their own tents in disgust.

After this, Joseph's brothers hated him even more. They envied him for being the favorite son of their father, and they couldn't stand seeing him put on that fancy coat. The sight of it made them blind with anger.

But Jacob quietly thought about what Joseph had revealed to them. *Can it be that God is trying to tell Joseph about his future? Can it be that God is revealing His plan to me and my family?* Jacob kept all these things in his heart. He didn't understand them now, but he would watch God's plan unfold for the entire family.

KEY REFERENCES

- Genesis 37:1-11
- *Patriarchs and Prophets*, chap. 19, pp. 208-212
- *The Bible Story* (1994), vol. 2, pp. 40-46
- Our Beliefs, nos. 23, 7, 14

POWER TEXT

“Show proper respect to everyone, love the family of believers, fear God, honor the emperor” (1 Peter 2:17).

POWER POINT

We treat each member of God’s family with kindness and respect.



Sabbath

DO Do this week’s activity on page 46.

Sunday

READ Read 1 Peter 2:17 and this week’s story, “Father’s Favorite.”

DRAW Imagine and draw Joseph’s coat.

LEARN Write the power text, 1 Peter 2:17, on your picture and begin to learn it.

PRAY Thank God for family.

Monday

READ Read 1 Timothy 5:21.

THINK Has there ever been a time in your life when someone favored someone else over you? How did it feel? Have you ever favored one person over another? How do you think that person felt?

WRITE Record your answers in your Bible study journal.

PRAY Ask God to help you love and respect each member of your family.

Tuesday

READ Read Genesis 37:3, 4.

THINK In your opinion, why did Jacob favor Joseph above the other brothers in the family?

TALK Interview four or five people about favoritism in the family.

PRAY Thank God that His grace is for everyone, equally.

Wednesday

READ Read Genesis 37:7, 9 carefully.

COMPARE How are the two dreams different?

THINK When did God reveal His will to you?

WRITE Record the experience in your Bible study journal. Include a thank-You note to God.

PRAY Ask God to help you nurture positive relationships.

Thursday

READ Read the story in Genesis 37:1-11.

CREATE Write a poem, skit, or song about being respectful and fair with others.

SHARE Perform what you have written for your family.

PRAY Ask God to help you love and respect other people.

Friday

READ Read Acts 7:9.

WRITE Imagine yourself as one of Joseph’s brothers. Compose a letter in your Bible study journal as though you were writing to your father Jacob. Tell him how you feel when he shows favoritism to Joseph, almost ignoring you and the other brothers.

PRAY If you are having similar problems, pray for God’s guidance and then talk about your letter with your family.