

That's Going Too Far

Community

We reflect God's love in our relationships.

POWER TEXT

"The most important one," answered Jesus, "is this: "Hear, O Israel: The Lord our God, the Lord is one. Love the Lord your God with all your heart and with all your soul and with all your mind and with all your strength." The second is this: "Love your neighbor as yourself." There is no commandment greater than these'" (Mark 12:29-31).

KEY REFERENCES

- Genesis 39:1-20
- *Patriarchs and Prophets*, chap. 20, pp. 213-218
- *The Bible Story* (1994), vol. 2, pp. 51-56
- student story on page 82 of this guide

OUR BELIEFS

- No. 21, Stewardship
- No. 22, Christian Behavior
- No. 8, The Great Controversy

OBJECTIVES

The students will:

- **Know** that living within God's boundaries is important to true Christian fellowship.
- **Feel** a need to determine boundaries in their lives.
- **Respond** by establishing Christian boundaries.



**Honoring
boundaries
is one way
we treat one
another
with respect.**

The Bible Lesson at a Glance

Joseph works in Egypt for a man named Potiphar. He is always honest and loyal to his employer. Potiphar's wife tempts Joseph to forget his loyalty. Joseph does not give in to temptation, realizing that sin is harmful to relationships with other people and with God.

This is a lesson about community.

God has given us guidelines for relationships within our community. These honor Him and help us love and respect one another, just as He respects us.

Teacher Enrichment

Ancient Egypt was a land of great contrasts. People were either rich beyond measure or poverty stricken. There wasn't much middle ground. Joseph found himself serving Potiphar, an extremely rich officer in Pharaoh's service. Rich families such as Potiphar's had elaborate homes two or three stories tall with beautiful garden balconies. They enjoyed live entertainment at home as they chose delicious fruit from expensive bowls. They surrounded themselves with alabaster vases, paintings, beautiful rugs, and hand-carved chairs. Dinner was served on golden tableware, and the rooms were lighted with gold lampstands. Servants, such as Joseph, worked on the first floor, while the family occupied the upper floors (*Life Application Bible Notes and Bible Helps* [Wheaton, Ill.: Tyndale House, 1991], p. 81).

"Joseph's gentleness and fidelity won the heart of the chief captain, who came to regard him as a son rather than a slave. The youth was brought in contact with men of rank and learning, and he acquired a knowledge of science, of languages, and of affairs—an education needful to the future prime minister of Egypt" (*Patriarchs and Prophets*, p. 217).

"The marked prosperity which attended everything placed under Joseph's care was not the result of a direct miracle; but his industry, care, and energy were crowned with the divine blessing. Joseph attributed his success to the favor of God, and even his idolatrous master accepted this as the secret to his unparalleled prosperity" (*Patriarchs and Prophets*, pp. 214-217).


How can I honor God in my work with my students?

Welcome



Welcome students at the door and direct them to their seats. Ask them how their week has been. Encourage learners to study their Sabbath School lesson regularly, and use several minutes to debrief students on the previous week's lesson.

Ask: **What was the most interesting part of the Bible story? What activity did you find the most helpful? Which activity was the most fun?** Invite students to share their experiences and/or the handiworks they created for Sabbath School during the week.

(The leader should be familiar with the previous lesson to be able to direct the discussion.) This is also a good time to have students recite the power text.

Have students begin the readiness activity of your choice. 

Program notes

LESSON SECTION	MINUTES	ACTIVITIES	MATERIALS NEEDED
Welcome	Ongoing	Greet students at door. Ask about their week.	
1 Readiness	10-15	A. <i>My Space</i> B. <i>My Rules</i>	large roll of masking tape, miscellaneous objects, movable chairs Bibles, paper, pencils, white/chalkboard, markers/chalk
 Prayer and Praise	15-20	See page 77. Prayer and Praise may be used at any time during the program.	songbooks, offering plate/basket, world map, pushpins
2 Bible Lesson	15-20	Introducing the Bible Story Experiencing the Story Exploring the Bible	Bibles Bibles, paper, pencils
3 Applying the Lesson	10-15	<i>Scenario</i>	
4 Sharing the Lesson	10-15	<i>Try It Out</i>	writing materials
 Closing		A. Prayer and Closing Comments B. Reminder to Parents C. Coming Up Next Week	

LESSON 7

1

READINESS ACTIVITIES

Select the activity or activities that are most appropriate for your situation.

A

My Space

Remove the chairs to the outside edges of the room. As each student arrives, give them four strips of masking tape about one yard or one meter long. Have them find a place in the room to claim as their own, stand in the middle of it, and place the masking tape on the floor around them as the sides of a box. (Use whatever material will work best in your situation.) Encourage the students to leave a little space between their “spaces” if room is available. After they have made their “space” they should set a chair in the middle of it to sit on. Have students place belongings under their chairs. If students do not have any belongings, lend them items from around the room, or special items (special games or valued items) you have brought from home. The rule is that once they are inside their “space” no one is to reach across their boundaries for any reason without their permission.

YOU NEED:


- masking tape
- miscellaneous objects
- movable chairs

Debriefing

Ask: **How does it feel to be inside your own space?** (protected, isolated) **In what ways are you still connected to others?** (can still see them, talk to them, be near them) **In what ways are you safe or protected from others?** (They are not to cross the boundaries without permission.) **Our lesson today is about God-given boundaries. Let’s read the power text together:**

“The most important one,” answered Jesus, ‘is this: “Hear, O Israel: The Lord our God, the Lord is one. Love the Lord your God with all your heart and with all your soul and with all your mind and with all your strength.” The second is this: “Love your neighbor as yourself.” There is no commandment greater than these’” (Mark 12:29-31).

Our power point this week is:

 **Honoring boundaries is one way we treat one another with respect.**

B

My Rules

Give students paper and pencils. Ask each student to create a list of six things that they do not want anyone doing to them or their belongings. Allow a few minutes for the list-making. Have students call out rules as you summarize them where all can see. Ask students to vote on the top six and write them out as rules. (Don’t take people’s things without asking. Don’t be rude. Don’t talk behind people’s back, etc.)

YOU NEED:

- Bibles
- paper
- pencils
- white/chalkboard
- markers/chalk

Debriefing

Ask: **How would you feel if everyone treated you according to these six rules?** (good, safe, protected) **How would you feel about having to treat others this way?** (good, respectful, annoyed, frustrated) Say: **God made rules that help us know how to treat Him with love and respect and how to treat one another with love and respect. God spelled out these rules in Exodus 20, four rules for showing love and respect to Him, and six rules for showing love and respect to one another. He summed up the rules in Mark 12:29-31. Let’s read these verses—your power text—together:**

“The most important one,” answered Jesus, ‘is this: “Hear, O Israel: The Lord our God, the Lord is one. Love the Lord your God with all your heart and with all your soul and with all your mind and with all your strength.” The second is this: “Love your neighbor as yourself.” There is no commandment greater than these’” (Mark 12:29-31).

God gave us principles for respecting our own and others’ God-given boundaries so that we could live together in love.

Accommodation for students with special needs:

Students with physical or learning disabilities may need assistance with writing in this activity. Allow them to work with a partner who can help them.



Prayer and Praise

Notes

Large empty rectangular box for taking notes.

Fellowship

Report the students' joys and sorrows that they shared with you at the door (as appropriate). If they have given you permission, share one or two special items from students' Bible study during the week. Acknowledge any birthdays, special events, or achievements. Give a special, warm greeting to all visitors.

Suggested Songs

- "Glorify You" (*He Is Our Song*, no. 21)
- "One Thing Is Needful" (*He Is Our Song*, no. 39)
- "Lord, Be Glorified" (*He Is Our Song*, no. 148)

Mission

Use Adventist *Mission* for youth and adults (go to www.juniorpowerpoints.org and click on MISSION) or another mission report available to you. You may use a map of the world where the students can identify and mark with pushpins the location of the mission story.

YOU NEED:

- world map
- pushpins

Offering

Say: **Giving is one of the many principles that govern the lives of God's followers. When we give our offerings we strengthen our commitment to God and to the community of believers worldwide.**

YOU NEED:

- offering plate/basket

Prayer

Ask the students to pray silently, asking God to help them develop principles to live by, boundaries that help them respect themselves and others.

*Prayer and Praise may be used at any time during the program.

2

BIBLE LESSON

Introducing the Bible Story

Ask for two or three volunteers and choose students who do not have anything interesting under their chairs (refer to My Space in the readiness activities). Tell each of your volunteers, in a whisper, to go and take some of the interesting things you lent to other students to put under their chairs and then return to their seats.

Debriefing

Ask: **What happened?** (Someone broke the rule “Don’t cross the boundary without permission”; someone stole; someone wanted what I had—coveted.) **How did you feel?** (not safe anymore; violated; angry; wanted to get it back)

Say: **Our story today is about boundaries. Potiphar’s wife crossed Joseph’s boundary and tempted him to cross his God-given boundary—to dishonor God and disrespect his relationship with both Potiphar and her.**

YOU NEED:

- Bibles

Experiencing the Story

Ask everyone to turn to Genesis 39:1-20. Read the story, going around the class with each volunteer reading one verse. Stop the story at the following points to ask for students’ reactions.

Stopping points:

Verse 1. **How would you have felt if you had just been bought as a slave in a foreign country?** (alone, angry, scared)

Verse 2. **Why was Joseph not totally alone?** (God was with him.)

Verse 6. **In what ways had God prospered Joseph?** (He had earned the love and respect of his master, was trusted, was good at managing the entire household.)

Verse 9. **What boundaries would Joseph have been crossing if he had done what Potiphar’s wife asked?** (He would have been disrespecting Potiphar, he would have been disrespecting himself, but most of all he would have been disrespecting God, who had been with him and prospered him. That was the most powerful reason he could give to refuse the temptation.) (Students may also refer to specific commandments Joseph would have been breaking.)

Verse 15. **How do you think Joseph felt when he was falsely accused to his master and all the servants he supervised?** (angry, hurt, wondering where God was)

Verse 20. **If Potiphar had really believed his wife, Joseph probably would have been killed. But even though he was allowed to live, this was the second time he had lost everything. Knowing this, how do you think Joseph felt?**

Debriefing

Ask: **Had you been Joseph, how do you think you would have reacted?** (Give time for students to explore their possible reactions.) Say: **Joseph had chosen to honor God and respect the boundaries that He had given. Even though he was not always treated with respect, Joseph chose to respect all those around him. God has given us boundaries as a way for us to show our love and respect for Him and for one another.**

3

APPLYING THE LESSON

YOU NEED:

Exploring the Bible

Say: **In Proverbs the wise king Solomon discusses in more detail some of the commands or boundaries that God has set. He also explains more about how respecting those boundaries can benefit us and how disrespecting the boundaries can hurt us.**

Divide the students into small groups, each with an adult facilitator. Ask each group to read the following texts about some of the boundaries God has set and make one list of the benefits that come from honoring those boundaries, and another list of all the ill effects of dishonoring the boundaries.

Proverbs 1:10-19

Proverbs 3:1-8

Proverbs 6:12-15; 30-34

Proverbs 7:1-5

Debriefing

Ask: **What are some of the things that happen to people who never learn to respect boundaries?** (Their feet rush into sin; meet disaster, get destroyed, lose wealth.) **What are the results of living within the boundaries?** (prolonged life, prosperity, win favor/good name, straight paths, health, nourishment, protection) **Let's read Psalm 119:9-16 aloud together.** Lead the reading.

 **Honoring boundaries is one way we treat one another with respect.**

Bibles

paper

pencils

Scenario

Read the following scenario to your students. **You've been working for a woman who owns a small food store near your home. As you have gained experience, she has noticed your growth and how responsible you are, giving you more responsibilities to handle. She even allows you to close the store at night, cleaning up and closing the cash register. One night a friend comes by and keeps you company until you get off. When you're counting the money to close up, he suggests that you could just record a little less than what's there and share the rest with him. After all, he reasons, you work so hard, you deserve it.**

Debriefing

Ask: **What would you say to your friend? What boundaries would you be crossing if you followed your friend's advice? Whom would you be dishonoring or disrespecting? How tempting would it be to do as he suggested? How could you resist that temptation? If you chose not to take your friend's suggestion, how would you explain your decision to him?**

4

SHARING THE LESSON

YOU NEED:

- writing materials

Try It Out

Divide students into small groups. Provide writing materials. Ask groups to refer to the power point for this week:

🔊 Honoring boundaries is one way we treat one another with respect.

Ask them to discuss and decide on positive ways that they can respect boundaries during the coming week.

Give groups different parts of the community of believers to focus on: fellow students and teachers at school, the church family, family members at home, friends, extended family. Ask facilitators to help each student come up with a specific and positive plan for the coming week (not borrow a sister’s sweater without asking; speak more respectfully to mother; be honest with the teacher; not use the Lord’s name in vain, etc.).



Closing

Closing

Pray that God will help each student understand that the commandments, guidelines, and principles that He has given us are to help us love and respect God, ourselves, and one another. God loves us and treats us with grace; He wants us to treat one another the same way.

Prayer and closing comments:

Pray that God will reveal His love to each of your students this week, and that they will share that love by loving their neighbor-in-need.

Reminder to parents:

Say: **Check out the student Bible study guide to find Parents’ Pages for your use in family worship, or however you wish to use them to spiritually guide your children. You may listen to the podcast of the lesson online at www.juniorpowerpoints.org/podcast.php?channel=1.**

Coming up next week:

Say: **Joseph makes friends in prison. We can extend our circle of friends by being helpful and kind to others.**

Notes

Student lesson

That's Going Too Far

Have you ever been going along, minding your own business, trying to be accepted, getting your work done, and keeping out of trouble, when someone started bothering you and asking you to do something you knew was wrong? Did it almost seem easier to go along just to keep peace? Or maybe you refused and then got accused of doing it anyway.

A tall, handsome man in his late 20s strode briskly toward Potiphar's main house. He was well built, with muscles that were accustomed to being active. He walked proudly, as if he were in charge of everything around him.

Actually Joseph had been a slave in Potiphar's household for 10 hard years now. At first he had been just one of the many slaves who worked in the extremely rich and complicated household. But Potiphar had kept promoting him, until now he was in charge of everything in his household.

Joseph stepped from the bright Egyptian sun onto the hand-woven rugs of the cool interior of the main house. He was well acquainted with all three stories with their polished, hand-carved furniture. He knew every plant on each of the beautiful garden balconies. He knew how many slaves it took to cook a luscious dinner and serve it on golden tableware with a background of live musical entertainment.

Joseph was hardworking and loyal, but beyond that, God seemed to bless everything he touched. Potiphar had long ago recognized Joseph's special talents. Joseph had a chance to meet important government officials and educated men of science. He felt more like a son than a slave.

But all of that was about to change.

As Joseph stepped into the family quarters on the second floor, where he had an errand, Potiphar's wife approached him as she often had done before. Joseph had hoped she was out for the day.

"Joseph, where are you going so fast?" For some time now Potiphar's wife had been trying to get close to Joseph. Joseph knew that he had better leave the house immediately.

"Madam, I think I'd better go now." Joseph quickly grabbed what he had come for and turned to leave, but the mistress of the house beat him to the door.

"Joseph, stay here with me for a while. Who is going to know about us? There's no one here but you and me." By now she had moved very close to Joseph.

"Madam, your husband has put me in charge of his house. He trusts me with everything in it. But you are his wife, not one of his possessions for me to take care of. What you are asking of me would also be a sin against my God."

Joseph turned again to leave. Potiphar's wife reached for him and caught hold of his garment. "Who do you think you are?" she hissed. "You're not leaving this house." Joseph tried to get away, but she held tightly to his garment. In an instant Joseph pulled away and ran as quickly as he could to his quarters, leaving the garment in her hands.

That night Joseph wondered what would happen next. Things had gone so well for so long. He had grown from a simple foreign slave boy to the chief butler and accountant of this grand

household. But he knew all of that was about to change, just as his life had changed when his brothers sold him.

Joseph heard footsteps approaching.

"Take your men and leave me with Joseph," Potiphar ordered the guards with him. Joseph had never heard that tone of voice from him. Potiphar entered Joseph's room.

"My wife tells me that you tried to seduce her." Potiphar looked into Joseph's eyes. His words were filled with pain. "She says that you tried to attack her. Is that true?"

"Master, I would never do anything to bring shame upon your house, or my God."

"But she showed me your garment. She says that you left it there when you heard her scream for help."

"Master, I assure you, I would never do such a thing."

Visibly shaken, Potiphar's head sank. If Joseph was telling the truth, then his wife would appear to be a liar. Potiphar had only two choices. He must have Joseph either killed or put in prison. He thought for a moment longer, then he declared, "You will have to be placed in the king's prison."

Potiphar called for the guard to return. "Take Joseph to the king's prison right away. I cannot bear to look at him."

As Joseph walked away from his home of 10 years to the king's prison, he thought of how God had been with him in the past. He knew that God would continue to be with him in this new trial. Joseph would continue to love the Lord his God with all his heart, and respect those around him.

KEY REFERENCES


- Genesis 39:1-20
- *Patriarchs and Prophets*, chap. 20, pp. 213-218
- *The Bible Story* (1994), vol. 2, pp. 51-56
- Our Beliefs, nos. 21, 22, 8

POWER TEXT

“The most important one,” answered Jesus, “is this: “Hear, O Israel: The Lord our God, the Lord is one. Love the Lord your God with all your heart and with all your soul and with all your mind and with all your strength.” The second is this: “Love your neighbor as yourself.” There is no commandment greater than these’” (Mark 12:29-31).

POWER POINT

Honoring boundaries is one way we treat one another with respect.



Sabbath

DO Do this week’s activity on page 60.

Sunday

READ Read Mark 12:29-31 and this week’s story, “That’s Going Too Far.”

DRAW Draw a traffic sign. Write your power text, Mark 12:29-31, on it and post it in your room.

LEARN Begin to learn the text.

PRAY Praise God for the commandments of love He has given us.

Monday

REVIEW Review this week’s story in Genesis 39:1-20.

LIST In your Bible study journal, list or draw as many traffic signs as you can remember.

WRITE Beside each one tell what it protects a driver from, or how it respects another driver.

PRAY Thank God for His directions about treating one another with love.

Tuesday

READ Read the Ten Commandments in Exodus 20:3-17.

DRAW At the top of a piece of paper, draw one big sign and write “Love the Lord your God with all your heart, soul, and mind” in the middle of it. Then draw six smaller signs under it and in each one write your version of one of the following verses: Exodus 20:12-17.

WRITE Beside each sign, list how that commandment helps a person respect other people.

PRAY Thank God for His law that helps us respect others.

Wednesday

READ Read Proverbs 1:10-19.

THINK The Ten Commandments are boundaries that help us know how to love and respect one another.

DISCUSS What are the boundaries that the young person in these verses is being tempted to cross?

PRAY Ask God for wisdom to resist temptation.

Thursday

READ Read Proverbs 3:1-8.

WRITE Imagine that these verses are a letter from God to you. In your Bible study journal, write a letter back to God, responding to His request.

PRAY Read your letter aloud to God.

Friday

READ Read Psalm 119:1-16.

SHARE Ask an adult if you can share Psalm 119 in worship this evening. If possible, take turns with your family reading sections until you have read all 176 verses.

TALK Discuss what this chapter tells you about God’s boundaries.

PRAY Praise God for His lovingkindness in teaching us how to respect one another.