



Community

We reflect God’s love in our relationships.

POWER TEXT

“Be kind and compassionate to one another, forgiving each other, just as in Christ God forgave you” (Ephesians 4:32).

KEY REFERENCES

- Genesis 42:1-45:11; 50:15-21
- *Patriarchs and Prophets*, chap. 21, pp. 224-240
- *The Bible Story* (1994), vol. 2, pp. 61-72
- student story on page 102 of this guide

OUR BELIEFS

- No. 3, The Father
- No. 4, The Son
- No. 14, Unity in the Body of Christ

OBJECTIVES

The students will:

- **Know** that although we hurt God by sinning against Him, He has forgiven us.
- **Feel** the peace of forgiveness.
- **Respond** by accepting God’s gift of forgiveness and sharing it with others.

Dreams Do Come True

The Bible Lesson at a Glance

Because Joseph has accepted God’s love and forgiveness in his life, he forgives his brothers for selling him as a slave. He provides for their needs and gives them a home in Egypt to assure their survival in the years of famine.



Because God provided forgiveness for us all, we forgive and respect one another.

This is a lesson about community.

Joseph’s ability to forgive his brothers and make a home for them reminds us of how God forgives us through Jesus. Just as Joseph was reunited with his family after many years of separation, so we look forward to being reunited with Jesus and living in the home He has prepared for us. While we wait, we share His forgiveness with others.

Teacher Enrichment

Famine—To this day, famine conditions in Egypt are produced when the Nile fails to overflow its banks (see *The Seventh-day Adventist Bible Commentary*, vol. 1, p. 447).

Ten brethren went down—“That all ten went to Egypt was either for safety or because the grain was distributed to heads of families” (*The Seventh-day Adventist Bible Commentary*, vol. 1, p. 451).

He knew them—Twenty years had passed since Joseph had seen his brothers. He recognized them, but they did not know him, probably because he wore Egyptian dress and had a clean-shaven face instead of the familiar beard of the Hebrews” (see *The Seventh-day Adventist Bible Commentary*, vol. 1, p. 452).

Took from them Simeon—“Joseph selected Simeon, the chief instigator of the cruel treatment he received. . . . As Simeon was bound before the eyes of his brothers they were forcefully reminded of what they had done to Joseph” (*The Seventh-day Adventist Bible Commentary*, vol. 1, p. 453).


Is there a situation in my life in which I need to extend forgiveness? If so, to whom? How can I go about offering forgiveness to that person?

Welcome



Welcome students at the door and direct them to their seats. Ask them how their week has been. Encourage learners to study their Sabbath School lesson regularly, and use several minutes to debrief students on the previous week's lesson.

Ask: **What was the most interesting part of the Bible story? What activity did you find the most helpful? Which activity was the most fun?** Invite students to share their experiences and/or the handiworks they created for Sabbath School during the week.

(The leader should be familiar with the previous lesson to be able to direct the discussion.) This is also a good time to have students recite the power text.

Have students begin the readiness activity of your choice. 

Program notes

LESSON SECTION	MINUTES	ACTIVITIES	MATERIALS NEEDED
Welcome	Ongoing	Greet students at door. Ask about their week.	
1	10-15	A. <i>What Does It Mean?</i>	large paper/poster board, paper, pencils, markers
		B. <i>Failures Forgiven</i>	large mirror, window cleaner, cloth or paper towels, markers
 Prayer and Praise	15-20	See page 97. Prayer and Praise may be used at any time during the program.	songbooks, offering plate/basket, world map, pushpins
2	15-20	Introducing the Bible Story	paper, pencils
		Experiencing the Story	five copies of skit (pp. 146, 147), five readers, two chairs, gavel or mallet, choir robe, desk or table
		Exploring the Bible	Bibles, paper, pencils
3	10-15	<i>Scenario</i>	
4	10-15	<i>Letter to God</i>	paper, pens or pencils
 Closing		A. Prayer and Closing Comments B. Reminder to Parents C. Coming Up Next Week	

1

READINESS ACTIVITIES

Select the activity or activities that are most appropriate for your situation.

A

What Does It Mean?

For each three to five students who arrive, supply a marker and a large sheet of paper or poster board with "I AM FORGIVEN" written across the top. Tell each group to use the letters from this statement to make words. When they have found all the words they can, they would see how many of the words they can associate with forgiveness, or how it feels to forgive or be forgiven. (Example: f-i-n-e)

Give the last group of students who arrive a few minutes to find their words. Then, ask each group to show its work with one person from each group explaining how each word they made applies to forgiveness.

Debriefing

Ask: **How does it feel to need forgiveness? How does it feel to forgive? How does it feel not to forgive? Is forgiving difficult or easy? Why?**

Say: **Because it is sometimes difficult to feel like forgiving, we try to remember that it's because God provided forgiveness for us all that we are able to forgive and respect one another. Let's read our power text together, Ephesians 4:32:**

"Be kind and compassionate to one another, forgiving each other, just as in Christ God forgave you" (Ephesians 4:32).

This week we are learning that:

🔊 Because God provided forgiveness for us all, we forgive and respect one another.

YOU NEED:

- large paper OR poster-board
- markers
- paper
- pencils

B

Failures Forgiven

Bring a large mirror. Ask students to think of something for which they have been or need to be forgiven. Then have each student dirty the mirror (hand prints, cheek or nose prints, marker, etc.).

Ask the students to sit quietly, and without comment, spray the mirror with window cleaner and wipe it clean.

Debriefing

Ask: **What happened?** (We made the mirror dirty and then you cleaned it.) **How is that like what God does to our lives?** (We sin, make mistakes, and He forgives.) **How was I able to clean the mirror?** (with cleaner and a cloth) **How does God forgive and cleanse us?** (through Christ's sacrifice for our sins)

Say: **This week we are studying about forgiveness. We forgive and respect one another because God already provided forgiveness and cleansing for us through Jesus. Let's say our power text together, Ephesians 4:32:**

"Be kind and compassionate to one another, forgiving each other, just as in Christ God forgave you" (Ephesians 4:32).

This week we are learning that:

🔊 Because God provided forgiveness for us all, we forgive and respect one another.

YOU NEED:

- large mirror
- window cleaner
- cloth or paper towels
- markers



Prayer and Praise

Notes

Fellowship

Report the students' joys and sorrows that they shared with you at the door (as appropriate). If they have given you permission, share one or two special items from students' Bible study during the week. Acknowledge any birthdays, special events, or achievements. Give a special, warm greeting to all visitors.

Suggested Songs

"Calvary's Love" (*He Is Our Song*, no. 60)

"The Coloring Song" (*He Is Our Song*, no. 61)

"You Are My Wholeness" (*He Is Our Song*, no. 90)

Mission

Use Adventist *Mission* for youth and adults (go to www.juniorpowerpoints.org and click on MISSION) or another mission report available to you. You may use a map of the world where the students can identify and mark with pushpins the location of the mission story.

YOU NEED:

- world map
- pushpins

Offering

Point out that when we accept God's gift of forgiveness and grace, it is natural for us to seek ways in which we may tell others of that grace. This is why we bring Him our offerings.

YOU NEED:

- offering plate/basket

Prayer

After opening the prayer, allow for some time of silence during which the students may think of something for which God has forgiven them. Then close by thanking Jesus for coming into the heart of each person present and bringing forgiveness.

*Prayer and Praise may be used at any time during the program.

2

BIBLE LESSON

Introducing the Bible Story

Give each student a piece of paper and a pencil. Have each write a word or two that describes a situation in which he or she needed forgiveness (no details). Have students crumple the pieces of paper and throw them into a trash can. OR you may have a paper shredder in the room and have students shred their pieces of paper.

- YOU NEED:**
- pieces of paper
 - pencils

Debriefing

Say: **This week we are studying about the circumstances that brought Joseph and his brothers back together again, and what followed.**

Ask: **What do you think this activity you just experienced has to do with that story?** (Accept a variety of answers. Joseph had a chance to get revenge, but instead he forgave them, as God forgives our sins.)

Accommodation for students with special needs:

Allow students with special needs to work with a partner who can assist them in this activity.

Experiencing the Story

Have members of the class do the skit “Your Verdict, Please,” which appears on pages 146, 147 of this guide. If possible, have five students prepare beforehand.

- YOU NEED:**
- five copies of skit (pp. 146, 147)
 - five readers
 - two chairs
 - a gavel OR mallet
 - choir robe
 - desk OR table

Debriefing

Ask: **Did Joseph’s brothers deserve forgiveness? Why or why not? Why does God forgive us for the wrong things we do? Why is it important to experience God’s forgiveness? How does God’s forgiveness of us motivate us to forgive?**

Let’s say our power text together, Ephesians 4:32:

“Be kind and compassionate to one another, forgiving each other, just as in Christ God forgave you” (Ephesians 4:32).

3

APPLYING THE LESSON

Exploring the Bible

In groups, with a facilitator, have students go through this week's Bible passages (Genesis 42:1-45:11; 50:15-21)

and create an outline of the events. Have facilitators briefly discuss each event with the students, asking such questions as: **Why do you think Joseph did that? What would you have done?**

Have each group post their outline at an appropriate place in the room.

YOU NEED:

- Bibles
- paper
- pencils

Scenario

Read the following scenario to the students: **Jake is a 23-year-old man in prison for robbery and murder. His brother got him involved in criminal activities, but the brother has never been convicted. Jake has been studying the Bible and is amazed by the story of Jesus. What he likes most is the fact that Jesus left everything to come to this earth, live among us, and die in order to save us. Although Jake wants very much to be saved, he struggles to believe that God could forgive such terrible crimes as his. He also has trouble with the thought of forgiving his brother.**

Ask: **What would you say to Jake? How would you explain that God wants to save everyone, including him and his brother? If you were in Jake's position, how would you feel? From your own experience, what would you tell him about forgiving others?**

Let's say our power text together, Ephesians 4:32:

"Be kind and compassionate to one another, forgiving each other, just as in Christ God forgave you" (Ephesians 4:32).

4

SHARING THE LESSON

YOU NEED:

- paper
- pens or pencils

Letter to God

Give each student paper and a pen or pencil. Say: **Write a letter to God in response to His gift of forgiveness and salvation to you. Let Him know how you feel and if you want to accept that gift. Ask Him for the gift of forgiveness so you will be able to forgive a specific person for something they have done to you.**

Debriefing

Ask: **How does it feel to accept God’s forgiveness? How does it feel to forgive others the way He has forgiven you?**

Suggest that students plan this week to contact the person they mentioned in their letter.

Accommodation for students with special needs:

Allow students with special needs to work with a partner who can assist them in this activity.



Closing

Prayer and closing comments:

Pray that God will bless each student with a strong sense of God’s forgiveness and a desire to forgive others.

Reminder to parents:

Say: **Check out the student Bible study guide to find Parents’ Pages for your use in family worship, or however you wish to use them to spiritually guide your children. You may listen to the podcast of the lesson online at www.juniorpowerpoints.org/podcast.php?channel=1.**

Coming up next week:

Say: **Spies visit Jericho! God wants to use us to reach out to others who are seeking Him.**

Notes

Student Lesson

Dreams Do Come True

Do you know someone who has done something so bad to you that you think you could never forgive them? You would rather just ignore them than have to face them. You avoid them and can't even look at them when you pass by them. How do you think Joseph felt when he came face to face with his brothers again?

OK," Mrs. Andrews, the teacher, began, "picture this. It's a hot, hot day. Hot and VERY dry. So dry that the moisture just seems to be sucked right out of your skin.

"Joseph looks up from the documents he has been sealing. He looks out at the line of people waiting to buy grain. People are coming to Egypt from all over the world, it seems. And the line gets longer every day.

"Joseph stands up, signaling to his assistants that he is going to take a break. He gazes out again over the weary, travel-stained strangers. Suddenly he squints in disbelief. There is a group of men out there near the end of the line who look very familiar. They look a lot like his 10 older brothers. They are his 10 older brothers!

"Now," Mrs. Andrews asked, "how do you think Joseph felt?"

"He was probably shocked," Marianne answered.

"I don't know about that," Matthew added. "If people from all over the world were coming to buy grain, maybe he sort of expected that his brothers would show up."

"That's a good thought," Mrs. Andrews said. "In fact, maybe he did

believe they would show up, because of the dream he had when he was a teenager. Remember his dream in which Joseph and his brothers were tying up bundles of grain? Joseph's bundle stood up, and his brothers' bundles gathered around and bowed before it."

"I'll bet he felt like getting even with his brothers!" Brian said.

"What could Joseph have done to them?" Mrs. Andrews asked.

"Well, he could have refused to sell them grain and sent them home to starve. Or he could have put them in prison forever. Or he could even have killed them," Brian answered.

"Joseph certainly had the power to do whatever he wanted to them," Trevor said. "After all, they sold him to be a slave. It was like kidnapping."

"That's true," Mrs. Andrews agreed. "Justice would have been served if Joseph had put his brothers in prison or even sold them as slaves. But Joseph believed that God was leading in his life. Listen to what he told them. 'Don't be angry with yourselves that you did this to me, for God did it. He sent me here to keep you and your families alive so that you will become a great nation.' (See Genesis 45:5-8.) I think Joseph could forgive the great wrongs his brothers committed because he could see God working in his life."

"And Joseph loved God," Trevor added. "And when we really love God, don't we become more like Him? So maybe Joseph wanted to forgive his brothers because God always forgives us."

Mrs. Andrews smiled her special smile. The one that covered her face when she was especially pleased with what someone had said. "I think you've stated a really important point," she said. "Joseph forgave his brothers; he gave them food; he gave them a home in Egypt, and he took care of them all during the famine. Joseph's forgiving attitude does make one think of God, doesn't it?"

"But consider this. Do you think Joseph's brothers really felt forgiven?" The class was quiet.

Marianne raised her hand. "No, I don't," she said. "Because when their father Jacob died, they were afraid that Joseph would finally get even with them."

"I think that's what happens with us sometimes too," Mrs. Andrews said. "Sometimes we just can't believe that God has really forgiven us. Will somebody please read Genesis 50:21 for us?"

"I've got it," Matthew said. "'So then, don't be afraid. I will provide for you and your children.' And he reassured them and spoke kindly to them."

Trevor waved his arm. He waved both his arms in the air. "I know! I know what you're going to say!" he exclaimed. "You're going to say that this story is in the Bible to help us get a better picture of God and how He treats us!"

Mrs. Andrews walked down the aisle and gave Trevor a high five. "You're absolutely right!" she said. "That's exactly what I was going to say!"

KEY REFERENCES

- Genesis 42:1-45:11; 50:15-21
- *Patriarchs and Prophets*, chap. 21, pp. 224-240
- *The Bible Story* (1994), vol. 2, pp. 61-72
- *Our Beliefs*, nos. 3, 4, 14

POWER TEXT

“Be kind and compassionate to one another, forgiving each other, just as in Christ God forgave you” (Ephesians 4:32).

POWER POINT

Because God provided forgiveness for us all, we forgive and respect one another.



Sabbath

DO Do this week’s activity on page 74.

Sunday

READ Read Ephesians 4:32 and this week’s story, “Dreams Do Come True.”

WRITE Write the word “forgiven” across the top of a piece of paper. Beneath it, copy the power text Ephesians 4:32. Add an attractive border and place the paper where you will see it often. Begin to learn the text.

PRAY Ask God to help you feel His grace and forgiveness this week.

Monday

READ Read Genesis 42.

DRAW Make a photocopy of a photograph of yourself or draw a picture of yourself. Draw some changes that would make you unrecognizable to your own family.

THINK Think about how much you would change after living many years in a completely different culture.

PRAY Ask God to change you on the inside.

Tuesday

READ Read Genesis 43.

WRITE In your Bible study journal, write a dialogue that might have taken place among the brothers as they saw that their seats were arranged according to their age.

PRAY Praise God for knowing everything about you and still loving you.

Wednesday

READ Read Genesis 44.

THINK Why do you think Joseph took so long to reveal himself to his brothers?

WRITE Write your thoughts in your Bible study journal.

PRAY Thank God for sending Jesus to be your Older Brother.

Thursday

READ Read Genesis 45:1-11; Genesis 50:15-21.

THINK After their father died, Joseph’s brothers needed even more reassurance that they were forgiven. Why?

WRITE In your Bible study journal, describe a time you were forgiven though you did not deserve it.

PRAY Praise God for His amazing grace and forgiveness.

Friday

READ Read Proverbs 24:29; Matthew 6:12; Hebrews 10:17.

CREATE Write a song or a poem expressing these verses in your own words.

SHARE Share your song/poem and these verses with family members for worship.

PRAY Thank God for treating us so much better than we deserve.