



11

Grace

God offers Himself to us.

POWER TEXT

“No, in all these things we are more than conquerors through him who loved us.” (Romans 8:37).

KEY REFERENCES

- Joshua 5:13-6:20
- *Patriarchs and Prophets*, chap. 45, pp. 487-498
- *The Bible Story* (1994), vol. 3, pp. 85-91
- student story on page 122 of this guide

OUR BELIEFS

- No. 17, Spiritual Gifts and Ministries
- No. 11, Growing in Christ
- No. 8, The Great Controversy

OBJECTIVES**The students will:**

- **Know** God has already won the battle for us.
- **Feel** grateful that God has given us the victory.
- **Respond** by listening to the Commander of the heavenly army and by accepting His plan for victory.

The Battle Belongs to the Lord



**God has
already won
the battle
for us.**

The Bible Lesson at a Glance

Jesus appears to Joshua as the Commander of the Lord’s armies. Joshua worships Him and receives instructions on the battle plan for Jericho. The Israelites simply walk around the city, blow their trumpets, and shout, and the walls of Jericho collapse and God gives them the city.

This is a lesson about grace.

Just as God fought the battle of Jericho for the Israelites, He fought the battle with evil for us, before we were born, planned before the creation of the earth, without any help from us.

Teacher Enrichment***Inspiration***

“Angels stand ready at all times to minister to the needs of the church and to carry out the commands of their Captain. Those who are confronted with formidable ‘Jerichos’ in their experience may call upon the help of these invisible forces and receive the assurance, as did Joshua, that the resources of heaven are available to every trusting soul” (*The Seventh-day Adventist Bible Commentary*, vol. 2, p. 195).

Information

Jericho was one of the principal centers of idol worship, devoted to Ashtaroth, the goddess of fertility. So the city stood in defiance of God. Jericho was strong; iron chariots and horses were used in war. The walls of Jericho were six and one-half feet (two meters) thick. Towers were 32 feet (10 meters) high. “Only in the assurance of a strength not their own could the Israelites hope for success in the impending conflict” (*Patriarchs and Prophets*, p. 487).


“The inhabitants of Canaan had been granted ample opportunity for repentance. Forty years before, the opening of the Red Sea and the judgments upon Egypt had testified to the supreme power of the God of Israel. And now the overthrow of the kings of Midian, of Gilead and Bashan, had further shown that Jehovah was above all gods” (*Patriarchs and Prophets*, p. 492).

Welcome

Welcome students at the door and direct them to their seats. Ask them how their week has been. Encourage learners to study their Sabbath School lesson regularly, and use several minutes to debrief students on the previous week's lesson.

Ask: **What was the most interesting part of the Bible story? What activity did you find the most helpful? Which activity was the most fun?** Invite students to share their experiences and/or the handiworks they created for Sabbath School during the week.

(The leader should be familiar with the previous lesson to be able to direct the discussion.) This is also a good time to have students recite the power text.

Have students begin the readiness activity of your choice. 

Program notes

LESSON SECTION	MINUTES	ACTIVITIES	MATERIALS NEEDED
Welcome	Ongoing	Greet students at door. Ask about their week.	
1 Readiness	10-15	A. <i>Discover Jericho</i> B. <i>My Banner</i>	paper and pencils, songbooks, art supplies, drama props, mural paper (optional: clay, plasticine, or wet sand) construction paper, fabric, scissors, markers/paint
 Prayer and Praise	15-20	See page 117. Prayer and Praise may be used at any time during the program.	songbooks, offering plate/basket, world map, push-pins, (optional: helmet)
2 Bible Lesson	15-20	Introducing the Bible Story Experiencing the Story Exploring the Bible	Bible translations/paraphrases Bibles
3 Applying the Lesson	10-15	<i>Scenario</i>	
4 Sharing the Lesson	10-15	<i>Our Jericho</i>	box of tissues, or smooth stones and markers, or small boxes
 Closing		A. Prayer and Closing Comments B. Reminder to Parents C. Coming Up Next Week	

1

READINESS ACTIVITIES

Select the activity or activities that are most appropriate for your situation.

A. Discover Jericho

Select all or some of the following activities. Set up areas in your classroom for each activity you choose. Have an adult facilitator prepared to guide each.

Give students a list of choices. Have each one choose one activity. Use the theme “The Battle Belongs to the Lord.” After about 10 minutes, bring the students together to share briefly and get refocused. (These activities will play a part in the Bible Lesson section of the program.)

- YOU NEED:**
- paper and pencils
 - songbooks
 - art supplies
 - mural paper
 - drama props (see Drama Corner)
 - (optional: clay, plasticine, or wet sand)

Music Corner: Supply songbooks, paper, and pencils. Ask the students to create a slogan that Joshua and his army might have shouted when the walls came down. They might make the “shout” into a short song or chant of praise for the victory that God gave them. They may use the power point:

 **God has already won the battle for us.**

Art Corner: Provide a large sheet of drawing paper and drawing supplies. Have the students and facilitator review Joshua 6:1-20.

Ask this group to draw a mural (or use clay, plasticine, or wet sand) depicting some aspect of the battle of Jericho described in their reading. They should choose someone to describe what they depict to the rest of the class.

Drama Corner: Provide props that may spark the students’ creativity (i.e., tubes from paper tower rolls, squares of cloth for headdresses, sticks/rulers, etc.). Give the students these instructions: **Use your imagination to develop a three-minute drama to illustrate the point that the battle is not ours—God has already won it for us. Be ready to perform it for the rest of the class.**

Say: **Each group has been working on something related to our lesson for today. Later you will share your work with all of us. Let’s read our power text together:**

“No, in all these things we are more than conquerors through him who loved us” (Romans 8:37).

Accommodation for students with special needs: Allow students with special needs to work with a partner who can assist them in their chosen activity.

B. My Banner

Distribute art supplies to each student and have them create a banner. Write on the board the following sentence:

“ _____ (your name), God has already won the battle for you!”

Have students choose a piece of fabric/construction paper and each will create a banner. They will write on it the statement written on the board. At the end they will decorate these.

Debriefing

Ask: **What are some of the battles in your life with which you need God’s help?** (Allow students to share various responses.) **What are some reminders that encourage you not to lose hope when you are facing great challenges?** (i.e., Bible promises or personal experiences of how God has provided for them in the past) Say: **This week we are learning that no matter how difficult our lives may be, if we trust God with our challenges He will take care of us. Let’s say our power text together:**

“No, in all these things we are more than conquerors through him who loved us” (Romans 8:37).

Remember that:

 **God has already won the battle for us.**

Say: **Take these banners home and place them in your room to remind you that God has already won the battle for you.**

Accommodation for students with special needs: Some students with special needs may need help with this activity. Allow students with special needs to work with a partner.

- YOU NEED:**
- construction paper
 - fabric
 - scissors
 - markers/paint



Prayer and Praise

Notes

Large empty rectangular box for taking notes.

Fellowship

Report the students' joys and sorrows that they shared with you at the door (as appropriate). If they have given you permission, share one or two special items from students' Bible study during the week. Acknowledge any birthdays, special events, or achievements. Give a special, warm greeting to all visitors.

Suggested Songs

"It's About Grace" (see p. 148)

"You Are My Hiding Place" (*He Is Our Song*, no. 96)

"I Shall Not Be Moved" (*He Is Our Song*, no. 78)

"The Battle Belongs to the Lord" (*He Is Our Song*, no. 85)

Mission

Say: **God has already won the battle over evil. Now He asks us to share that good news**

with people all around the world so that they have a chance to accept His gift of grace as Rahab of Jericho did. Use Adventist *Mission* for youth and adults or another mission report available to you. You may use a map of the world where the students can identify and mark with pushpins the location of the mission story.

YOU NEED:

- world map
- pushpins

Offering

If possible, collect the offering in an army helmet or some other piece of suitable military equipment.

YOU NEED:

- offering plate/basket
- helmet (optional)

Prayer

Have the students think of war-torn places in the world. Give them a few moments of silent time to pray that God will make His plan known to those involved in these struggles. Close by thanking God for promising us the victory in all our personal battles as we turn them over to Him.

*Prayer and Praise may be used at any time during the program.

2

BIBLE LESSON

Introducing the Bible Story

Ask all groups to present their handiworks. Then as a group have students answer the following questions: **How would you feel if you were told to capture a city? How do you think Joshua felt? Can you think of any example the Israelites had of God’s power that would encourage them to believe God had already won the battle for them?**

Make appropriate comments to help others understand the group’s interpretation of the point that:

 **God has already won the battle for us.**

Experiencing the Story

Have the students find the story in Joshua 5:13-6:20, 22-25. Encourage them to use as many different translations or paraphrases of the Bible as are available. Say: **I would like volunteers to read these verses, going in order, each reading a verse. But we will stop in some places before we read the next verse. I will tell you when.**

YOU NEED:

- Bibles (translations/paraphrases)

Stop after verse 5. Ask: **How can you capture a city by walking around it? How was the battle won?** (God brought down the walls.)

Have the students read verses 6 through 10. Stop after verse 10. Ask: **How did a shout bring down those walls? For what reason might we have written our song/war cry?**

Have the students read verses 11 through 16 (if appropriate, have students repeat their song or shout), then read verses 20, 22-25.

Let’s repeat our power text together:

“No, in all these things we are more than conquerors through him who loved us” (Romans 8:37).

3

APPLYING THE LESSON

Exploring the Bible

YOU NEED:
□ Bibles

Ask:

- 1. How specific were God's directions to the priests? What were they instructed to do?** (Have students look at Joshua 6:4, 8.)
- 2. Was there anything different about the seventh day of battle?** (Refer to verses 15, 16, and 20.) **Why do you think the seventh day might have been special?**
- 3. What specific warning did Joshua give to the Israelites about the possessions and treasures of Jericho?** (Have students read verses 18 and 19 aloud before answering.)
- 4. Did Joshua keep the promise made by the spies to Rahab?** (Have students read verses 22, 23, and 25.)

Debriefing

Ask: **What was God's plan? Does God's plan seem too simple and easy? Do plans have to be lengthy and complicated to be effective? What if you let God take care of your plans for the future? How do those plans impact your life today?**

Scenario

Read the following scenario to the group: **A friend of yours has a problem with stealing other people's things. They come to you and say that they have been thinking about this lately and want to change, but they can't pray because they don't feel that God will listen to them.**

Debriefing

Ask: **Thinking about how God had already won the battle for the Israelites, what have you experienced that you could share with your friend?**

 **God has already won the battle for us.**

4

SHARING THE LESSON

YOU NEED:

- box of tissues
- smooth stones (optional)
- markers (optional)
- boxes (optional)

Our Jericho

If possible, sit in a circle (or as many circles as you have adults to facilitate). Hold up a tissue box. Say: **This box represents Jericho. Behind these walls are lots of problems that seem as difficult as capturing the city.** Take one tissue out. **One insurmountable obstacle for me is** (name a problem or fear of your own). Ask: **Is there something you are afraid of or an obstacle you need to overcome?**

Pass the box of tissues. Ask the next person to take one and to share a fear or obstacle (such as specific subjects at school, broken family relationships, broken friendships, an illness or disability, not having money for school, etc.), and then pass the box to the next person. (If your students would be uncomfortable sharing, ask them to mention something that could be a fear or problem for someone else. If they still feel uncomfortable, allow them to pass.) (You could also give small smooth stones to each person, and then pass a marker around for them to write their fear or obstacle on the stone. Have them take these home as reminders.)

When you have gone around the circle, have students place all the tissues in the center of the circle, stand up, and hold hands. Then close the session immediately.

Alternative: Provide a box for each student on which they can write a problem. The boxes can be stacked and knocked down at the appropriate time.



Closing

Prayer and closing comments:

Lead the students in a prayer thanking God that He has already won the battle with evil. When you are finished, throw your hands in the air and shout "Victory."

Reminder to parents:

Say: **Check out the student Bible study guide to find Parents' Pages for your use in family worship, or however you wish to use them to spiritually guide your children. You may listen to the podcast of the lesson online at www.juniorpowerpoints.org/podcast.php?channel=1.**

Coming up next week:

Say: **Samson defeats his enemies. God is always with us, ready to give us the victory.**

Notes

Student Lesson

The Battle Belongs to the Lord

Think of a time a tough situation made you wonder how much God loved you. Maybe it was a hard time at school or in your own home. Joshua faced a rather large problem too.

The proud walled city sat at the edge of a beautiful plain, filled with shady trees and good things to eat. Horse-drawn chariots of war could be seen coming and going through the city gates. Inside the gates stood palaces and temples to the goddess of fertility. Not far away flowed the Jordan River. The Israelites camped near the river God had recently stopped for them to cross.

Joshua, the new commander of the Israelites, slipped from his tent and walked past the rows and rows of similar tents to the edge of the plain. Before Joshua lay the city of Jericho with its mighty walls. It would be impossible to get over the walls or march through the gates. He remembered that God had promised them the victory. Somehow God was going to conquer this land for them, one city at a time. But how?

Suddenly Joshua realized that someone was there with him. He looked up. A man with a drawn sword stood just ahead of him. "Sir," Joshua spoke respectfully, "are you for us or for our enemy?" His hand slid to his sword hilt, just in case.

"Neither," the man's deep, pleasant voice responded. "I have come as the Commander of the army of the Lord." Joshua took his hand off his sword. He fell to the ground, face-down.

"Lord, what message do You have

for me, Your servant?" Joshua was sure that he was about to receive battle instructions from God.

"First of all," the heavenly Commander announced, "take off your sandals, because this is holy ground."

Joshua quickly fumbled with his sandals, not lifting his face.

"See, I have delivered Jericho into your hands," the Commander announced, "along with its king and its fighting men." Then the Commander gave Joshua special instruction about how he was to carry out the plan. Joshua listened carefully to what followed.

Hours later Joshua stood in front of his assembled people and presented the battle plan to them. He called the priests and said to them, "Take up the ark of the covenant of the Lord and have seven priests carry trumpets in front of it." Then he spoke to the army, "Advance! March around the city, with an armed guard going ahead of the ark of the Lord" (Joshua 6:6, 7).

The people, who were carefully assembled tribe by tribe, started out to the sound of the seven priests on their seven trumpets. "Remember," they reminded one another, "we're not to say a word or make a sound during the march. Only the trumpets of the priests are to be heard."

The orderly procession marched around the whole city. People watching from the walls of Jericho were confused by the carefully planned activity. They couldn't understand it.

On the second day Joshua told the Israelites to do the same thing again. Once again the armed guard went in front of the seven priests who carried

the seven trumpets. The priests went in front of the ark sounding their ram's horn trumpets. The ark was carried in front of the rear guard. The rear guard marched in front of the special lineup of the soldiers and the rest of the people by tribes. Again there was no sound but the tramping feet and the sounding horn. Again, everyone marched back to camp. Again they all waited to do the same thing the next day.

The third day, the fourth day, the fifth day, and the sixth day the same thing happened. The seventh day it happened too. But it happened seven times. The armed guard, the priests with the ram's horn trumpets and the ark, the rear guard, and all the tribes marched around the entire city of Jericho seven times. When they had completed the seventh trip around, Joshua commanded, "Shout! For the Lord has given you the city!"

When the priests' trumpets sounded again, all the people shouted. For a seemingly endless minute there was no sound at all. And then, slowly at first and then building to a thunder, the city wall collapsed. The startled Israelites ran over the rubble of the broken wall and crumbled buildings and into the once-grand city. Mighty Jericho had fallen. Only Rahab and her family survived, as they had been promised. God had destroyed another evil city. It was God's battle, and all the silver, gold, and bronze were saved to put into the treasury. The faithful Rahab and her family were human treasures saved for God. God is always looking for people to bring into His family.

KEY REFERENCES



- Joshua 5:13-6:20
- *Patriarchs and Prophets*, chap. 45, pp. 487-498
- *The Bible Story* (1994), vol. 3, pp. 85-91
- *Our Beliefs*, nos. 17, 11, 8

POWER TEXT

"No, in all these things we are more than conquerors through him who loved us" (Romans 8:37).

POWER POINT

God has already won the battle for us.



Sabbath

DO Do this week's activity on page 88.

Sunday

READ Read Romans 8:37 and this week's story, "The Battle Belongs to the Lord."

CREATE Draw or create a ram's horn trumpet and write your power text, Romans 8:37, on it, or write the text where you can see it all week and begin to learn it.

ASK Ask an adult to tell you about the biggest battle they ever fought and what they learned from it.

PRAY Ask God to show you how He has won the battle for you.

Monday

READ Review the story in Joshua 5 and 6.

THINK What advantage did Joshua and the Israelite army have? What advantages did the enemy have? What might God be trying to tell you about your advantages?

WRITE Record your answer in your Bible study journal.

PRAY Thank God for having won the battle for you.

Tuesday

READ Read Joshua 5:13-15 again.

THINK How did Joshua show respect to the heavenly Commander? As leader of the Israelites, was he glad God was the real leader?

PLAN Plan how you will show more respect this week to God, the commander in chief of all your battles.

PRAY Ask God to help you to honor Him in all you do.

Wednesday

READ Read Romans 8:37-39 and 1 John 3:8.

WRITE In your Bible study journal, write how you think these verses relate to the story of God's winning the battle of Jericho for the Israelites.

DRAW Draw a picture of your biggest battle with something this week.

PRAY Thank God for having already won the battle for you.

Thursday

READ Read Joshua 6:3-5.

THINK Why do you think Joshua was given these instructions for the battle?

WRITE In your Bible study journal, write a conversation between God and Joshua regarding these instructions.

PRAY Ask God to show you the instructions He has for you in His Word.

Friday

READ Read Hebrews 2:14, 15.

WRITE Create a song, poem, or prayer of thanksgiving and praise to God, the winner of your battles.

SHARE Share it with your family at worship. Place it in your Bible to share at Sabbath School tomorrow.

PRAY Thank God for giving you the victory.