

# LESSON



## Jesus' Get-Well Party

**SERVICE** We serve God when we care for others.

### References

Luke 4:38-44; *The Desire of Ages*, pp. 259, 260.

### Memory Verse

"I was sick and you looked after me" (Matthew 25:36, NIV).

### Objectives

#### The children will:

**Know** that Jesus helps those who are sick.

**Feel** a desire to help the sick.

**Respond** by looking for opportunities to help those who are sick.

### The Message



We serve God when we help sick people.

## Getting Ready to Teach

### The Bible Lesson at a Glance

Jesus has been very busy. He wants to rest for a while, so He goes to Peter's house nearby. But He doesn't rest much. Peter's mother-in-law is sick. Peter asks Jesus to help her get well. So Jesus heals Peter's mother-in-law. She gets out of bed right away and fixes food for Jesus and His friends. The people living nearby hear that she has been healed, and they tell others. Soon many people come to be healed, and Jesus heals them all. Although He didn't get much rest, He is happy because He has helped many people.

### This is a lesson about service.

Jesus is always concerned when people are sick. He wants to help them get well. We too can help those who are sick. Sometimes we can bring them food or other things they need. We can always pray and ask Jesus to help them get well.

### Teacher Enrichment

"Jesus withdrew to the home of Peter for a little rest. But here also a shadow had fallen. The mother of Peter's wife lay sick, stricken with a 'great fever.' Jesus rebuked the disease, and the suf-

# TWO

<b>Program Outline</b>			
LESSON SECTION	MINUTES	ACTIVITIES	MATERIALS NEEDED
<b>Welcome</b>	ongoing	Greet students at door; hear pleased/troubled	none
<b>1</b> <b>Readiness Options</b>	up to 10	A. <i>Prayer Request Box</i> B. <i>Nurse/Doctor Center</i> C. <i>Giving Hugs</i>	paper circles; pencils, colored pencils or markers, crayons medical equipment dolls, toy stuffed animals
<b>*</b> <b>Prayer and Praise*</b>	up to 10	See page 27. <b>*Prayer and Praise</b> may be used at any time during the program.	
<b>2</b> <b>Bible Lesson</b>	up to 20	Experiencing the Story	ace and adhesive bandages, walking sticks or a cane
		Bible Study	Bible
		Memory Verse	Bible
<b>3</b> <b>Applying the Lesson</b>	up to 15	<i>Helping the Sick</i>	doll on bed (room decoration)
<b>4</b> <b>Sharing the Lesson</b>	up to 15	<i>Make a Card</i>	paper; pencils, colored pencils or markers; stickers; old magazines; glue sticks

ferer arose, and ministered to the wants of the Master and His disciples. . . .

"From the homes, the shops, the market places, the inhabitants of the city pressed toward the humble dwelling that sheltered Jesus. The sick were brought upon couches, they came leaning upon staffs, or, supported by friends, they tottered feebly into the Saviour's presence. . . .

"The Saviour was joyful in the joy He had awakened. As He witnessed the sufferings of those who had come to Him, His heart was stirred with sympathy, and He rejoiced in His power to restore them to health and happiness" (*The Desire of Ages*, p. 259).

In *Chicken Soup for the Soul* (Jack

Canfield and Mark Victor Hansen, *Chicken Soup for the Soul: 101 Stories to Open the Heart and Rekindle the Spirit* [Deerfield Beach, Fla.: Health Communications, Inc., 1993]), the authors suggest that four hugs a day are needed for survival, eight for maintenance, and 12 for growth.

### Room Decorations

Add to the tableau (scene) from last week. Add nurse and doctor uniforms hanging over the edge of the bed. Add medical instruments, such as stethoscopes, bandages, crutches, etc. Put a basket of real or fake fruit beside the bed on a small table. On the bulletin board, post pictures of fruit.

# Teaching the Lesson

## Welcome

Welcome students at the door. Ask how their week has been—what they are pleased/troubled about. Encourage them to share any experiences from last week’s lesson study and review the memory verse. Have them begin the readiness activity of your choice.



## Readiness Activities

Select the activity most appropriate for your situation.

### A. Prayer Request Box

Use the same prayer request box used last week. Provide circles four to five inches (10 to 12 centimeters) in diameter from plain paper.

Say: **Draw a picture of someone you know who is sick or who needs our prayers for some other reason. An adult helper will write your name on the back of your picture and also the name of the person for whom you want to pray. Then fold your pictures and put them in the prayer request box.**

#### You Need:

- paper circles
- pencils
- colored pencils or markers or crayons

#### Debriefing

Ask: **Would someone like to tell us about the person you would like to pray for?** (allow time) **One thing we can always do to help others is to pray for them. This week we are going to learn that we serve God when we pray for those who are sick, and help them in other ways also. Our message is:**



We serve God when we help sick people.

Say that with me.

### B. Nurse/Doctor Center

Say: **Children, you may pretend you are doctors or nurses, or someone else who is helping a person who is sick. We will be doing things that we think will help the person get better.** Allow children to go to the tableau (scene) and pretend they are medical personnel helping one another.

#### You Need:

- medical equipment

#### Debriefing

Say: **You don’t have to be a real nurse or doctor to help people feel better. Family members and friends often help one another when someone is not well. Who takes care of you when you are sick?** (Mom, Dad, etc.) **What do they do to help you feel better?** (Bring juice, give

medicines, read stories, give hugs.) **In our story today we will learn about a sick woman and how Jesus helped her feel better. Sometimes you can help someone feel better too. Did you know that . . .**



We serve God when we help sick people.

Say that with me.

### C. Giving Hugs

Say: **Hugs are important for health and happiness, and everyone needs at least four hugs every day, even when they are not sick.** Ask: **Can you think of someone you can hug each day?** (Mother, Father, other relatives)

Say: **Let's practice hugging right now. You can hug a doll or stuffed animal if you want to. Or you can hug someone who is here in Sabbath School today.**

#### You Need:

- dolls
- stuffed animals

#### Debriefing

Ask: **How did it feel when you hugged someone just now?** (good, OK, etc.) Note: Some children may feel uncomfortable hugging people. Be sensitive to that feeling and do not force those children to participate. Ask: **How did the person you hugged feel?** (good, happy, etc.) **How did you feel when you hugged a stuffed animal or doll?** (discuss) **Many people find that they feel more calm and happy after they have given and received a hug. When someone you know is not feeling well, ask your parents if it is OK to give that person a hug to help them feel better. Remember,**



We serve God when we help sick people.

Say that with me.



**NOTE: Prayer and Praise appears on page 27.**

## 2

## Bible Lesson

## Experiencing the Story

## You Need:

- ace bandages
- adhesive bandages
- walking sticks or cane

**Characters:** *big boys to portray Jesus' actions, big girls to portray Peter's mother-in-law, smaller children to portray the neighbors and the sick people.*

**Props:** *ace bandages, adhesive bandages, and walking sticks.*

Jesus had spent a busy day teaching the people, and He decided to go to Peter's house. The Bible doesn't tell us why He decided to go there. Maybe He went to have lunch [*big boys mime eating*] or maybe take a nap [*big boys put their cheek on their hands*]. Or maybe He went to just talk with His friends away from the crowds [*big boys mime talking*]. Or maybe it was all of those reasons. The Bible tells us what happened when He got there.

There was a problem at Peter's house. Peter's wife's mother was sick. [*Big girls shiver and shake, hold head in hands.*] She was very sick, and there was no medicine to make her well. Peter's family was worried about her.

"I'll ask Jesus to help her," Peter decided. And he did.

Jesus stood up and went over to where Peter's mother-in-law was. He saw how sick Peter's wife's mother was. He quietly bent over the woman and told the fever to leave. [*Big boys go to big girls, bend over and speak the words.*] And it did! Right away she got up and fixed food for Jesus and His friends. [*Big girls get up and pretend to fix food.*]

That was big news! Someone had come to Peter's house who could heal the sick! Someone told a neighbor, who told someone else, who told someone else. [*Form circles of little children and get them to whisper to each other excitedly.*] Soon people all over town knew that

Jesus had healed Peter's wife's mother. Soon people were lining up at Peter's house. Some were sick themselves. Others brought friends or loved ones who were sick. Some walked on their own; others had to be carried by friends. But on and on they came. It seemed they would never stop! [*Smaller children move toward the big boys, who place their hands on them. Big girls help the smaller children get to the big boys.*]

Jesus loved every one of them. It made Him sad to see so many suffering people. He wanted them all to be well. And so hour after hour, late into the night, He healed them. Not until the last person was well did He stop for rest.

What a long, exciting day it had been. Jesus was still tired, but He was happy. He was happy because He had been able to help so many sick people. [*Everyone claps.*]

Jesus is happy when we help others. He is happy when we pray for those who are sick, and when we help them too.

**Debriefing**

Ask: **What did Jesus do when he was at Peter's house?** (He was busy healing people. Peter's mother-in-law was sick with a fever, and He made her feel better, and lots of people came to have Jesus heal them.) **Did Jesus want to help the sick people? Do you want to help people who are sick? How can you help them? How did Jesus feel after healing all the people?** (Happy that He could use God's power to help people feel better.)

**Remember:**

We serve God when we help sick people.

**Say that with me.**

**Bible Study**

**You Need:**

- Bible

Open your Bible to Luke 4:38-44 and say: **This is where today's story is**

**found in God's Word, the Bible.**

Hold your Bible so the children can see the words, then read aloud, pointing to each verse as you read.

**Debriefing**

Ask: **Who was sick at Peter's house? What did Jesus do for her? What did she do for Jesus? How can you help someone who is sick? Remember . . .**



We serve God when we help sick people.

**Memory Verse**






Open your Bible to Matthew 25:36 and point to the verse as you say: **This is where today's memory verse is found in God's Word, the Bible.** Read the text

aloud, then use the following motions as you teach the verse.

**You Need:**

- Bible

**"I was sick and you looked after me."**

- Point to self. 
- Hand on forehead. 
- Point to others. 
- Put arms around self and give self a hug. 
- Palms together; then open. 

**Matthew 25:36**

**3 Applying the Lesson**

**Helping the Sick**

**You Need:**

- doll on the bed

Ask: **Do you see the doll on the bed? Pretend that this is a sick person. Come one at a time**

**and show me how you would help them feel better.** Have each child demonstrate one way they would take care of the doll.

Say: **We can rock it, hug it, pretend to take its temperature, listen to its heart, feed it juice or fruit. Can you think of anything else?** (Allow time for responses.) **Even though you are small, you can help someone feel better. Tell me what you can do.** (Give them a hug. Bring them something to drink. Keep them company. Make them a pretty

picture. Play quietly if they need to rest. Pray with them.)

Allow children to demonstrate some of these activities. If you choose *not* to use a doll, an adult can pretend to be sick and the children can role-play what they would do.

**Debriefing**

Allow response time as you ask: **Did you learn any new ways to help someone who is sick? How does it make you feel to know you can help someone who is sick?** (helpful, happy, useful) **Helping sick people is one way to be like Jesus. Remember,**



We serve God when we help sick people.

**Say that with me.**

## 4

## Sharing the Lesson

**Make a Card****You Need:**

- paper
- pencils
- colored pencils or markers
- stickers
- old magazines
- glue sticks

Say: **Today we will make a card or a picture for someone who is not feeling well. This is one way we can help them feel better.**

Provide a table with paper, crayons, colored pencils and/or markers, pencils, stickers, pictures of flowers, animals, etc., cut from magazines. Or have

children draw a picture on the card and color it. Have an adult write the words "Get Well Soon" or some other sentiment that the child suggests. Help the children write their names on the card or picture.

**Debriefing**

Say: **Just as Jesus helped people who were sick, we can also do things that help sick people feel a little better. One of these ways is to make a card to take to them or send to them in the mail.** Ask: **For whom did you make a card?**

(Allow children to share their cards and talk about to whom they will give them.) Say: **I know that whoever you give these cards to will like them and be thankful that they have a friend like you who wants to help them feel better. I'm sure it makes you feel happy when you can help someone who is sick.**

**Remember,**



We serve God when we help sick people.

**Say that with me.**

**Closing**

Sing "Good-bye to You" (*Little Voices Praise Him*, no. 45).

Pray and have children repeat after each phrase: **Dear Jesus, Thank You for helping people who are sick. We want to help them too. Amen.**

## PRAYER AND PRAISE



### Fellowship

Report the students' joys and sorrows (pleased and troubled) as reported to you at the door (as appropriate). Allow time for sharing experiences from last week's lesson study and review the memory verse. Acknowledge any birthdays, special events, or achievements. Give a special, warm greeting to all visitors.

### Suggested Songs (for the whole month)

"Prayer Song" (*Little Voices Praise Him*, no. 19)

"I Talk to Jesus" (*Little Voices Praise Him*, no. 228)

"A Little Talk With Jesus" (*Little Voices Praise Him*, no. 227)

"Let's Give the Lord Our Praise" (*Little Voices Praise Him*, no. 219)

"He's Able" (*Little Voices Praise Him*, no. 93)

### Mission

Say: **We serve God when we pray for those who are missionaries in other countries. Let's listen and learn about \_\_\_\_\_, who is from \_\_\_\_\_.** Use a story from *Children's Mission*.

### Offering

Say: **We serve God when we give Him our offerings. Our offerings will help people in \_\_\_\_\_.** Let's sing the offering song ("Giving," *Little Voices Praise Him*, no. 285) as we put our money in the \_\_\_\_\_. Offer a simple prayer, such as: **Thank You, Jesus, that we can give offerings to help people around the world. Amen.**

### Prayer

Say: **(Child's name), please go to the Prayer Request Box and pick out one of the circles.** (The teacher reads the prayer request and talks with the children about praying for that person/thing.)

Say: **We serve God when we pray for others.**

Pray (and have children repeat after you): **Dear Jesus, we pray for (name of person from Prayer Request Box). Help them today. Amen.**

\*Prayer and Praise may be used at any time during the program.



## STUDENT LESSON

# Jesus' Get-well Party

## References

Luke 4:38-44;  
*The Desire of Ages*,  
 pp. 259, 260

## Memory Verse

"I was sick and you looked after me" (Matthew 25:36, NIV).

## The Message

We serve God when we help sick people.

*Have you ever had a high fever? Do you remember how it felt to be so hot and sick? A long time ago Jesus helped someone with a high fever.*

Jesus had spent a busy day teaching the people, and He decided to go to Peter's house. The Bible doesn't tell us why He decided to go there. Maybe He went to have lunch or maybe take a nap. Or maybe He went to talk with His friends away from the crowds. Or maybe it was all of those reasons. The Bible does tell us what happened when He got there.

There was a problem at Peter's house. Peter's wife's mother was sick. She had a high fever, and Peter's family was worried about her.

"I'll ask Jesus to help her," Peter decided.

So Peter told Jesus about his wife's mother and the terrible fever that wouldn't go away. He really wanted Jesus to help her.

Quietly Jesus went with Peter into the room where the sick woman rested. She was so sick! She was too sick to get up and take care of her family.

Jesus smiled kindly at her. Then He quietly bent over the woman and told the fever to leave. Immediately her fever was gone! Right away she got up and fixed food for Jesus and His helpers.

That was big news! Someone visiting Peter could heal the sick! Someone told a neighbor, who told someone else, who told someone else. Soon people all over town knew that Jesus had healed Peter's mother-in-law. And at sunset the people were lining up at Peter's house. Some were sick themselves. Others


brought friends or loved ones who were sick. Some walked on their own; others had to be carried by friends. But on and on they came. It seemed they would never stop!

Jesus loved every one of them. It made Him sad to see so many suffering people. He wanted them all to be well. And so hour after hour, late into the night, He

healed them. He did not stop until the last person who came was made well.

What a long, exciting day it had been. Jesus was happy that He had been able to help so many sick people.

Jesus wants you to help people who are sick too. What can you do? You can smile. You can sing a happy song. You can give them a drink of cool water. But most of all you can pray and ask Jesus to help them get well.



# Do and Say

## Sabbath

Each day this week read the lesson story together and use the following motions as you review the memory verse.

- "I** . . . . . Point to self.
- was sick** . . . . . Hand on forehead.
- and you** . . . . . Point to others.
- looked after me."** . . . Put arms around self and give self a hug.
- Matthew 25:36** . . . . Palms together; then open as if opening a book.

## Sunday

Help your child give or mail the card or picture made in Sabbath School to someone who is sick. Pray for that person.

## Monday

Give someone in your family at least four hugs today. Try to keep track of the times. Remember that hugging someone can help them feel better.

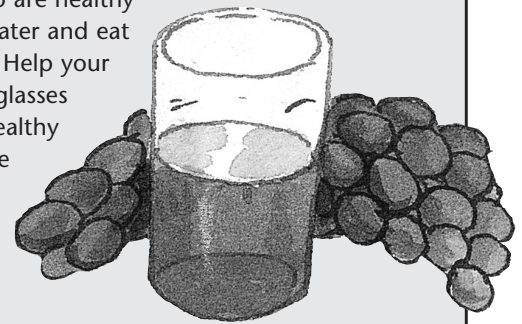


## Tuesday

Sing a happy song to help someone feel better.

## Wednesday

People who are healthy drink lots of water and eat healthy foods. Help your child get two glasses of a favorite healthy drink and share one with a family member or friend.



## Thursday

If you know someone who is not feeling well, help your child call him or her on the telephone or visit the person. Isn't it good to know that we can help people who are sick?

## Friday

For family worship, act out the lesson story. Have someone in your family share how they feel when they are sick. Think of ways we can be like Jesus and help others. Pray for someone who is sick. Sing "thank-You, Jesus" songs.