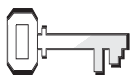


Too Many Offerings



References

Exodus 35:4–36:7;
*Patriarchs and
Prophets*,
pp. 343-349



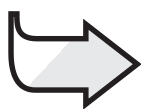
Memory Verse

"I will sacrifice a
freewill offering to you;
I will praise your name,
Lord, for it is good"
(Psalm 54:6).



Objectives

The children will:
Know our offerings spring from a desire to worship God.
Feel willing to give generously.
Respond by bringing offerings out of love.



The Message

I worship God with my offerings.

Monthly Theme

We worship God every day.

The Bible Lesson at a Glance

Moses asks the Israelites to donate materials to construct the tabernacle, its furnishings, the other items used in the sanctuary service, and the priests' garments. He also asks for skilled workers to help with the spinning, weaving, and construction. Soon the workers tell Moses that they have more than enough to do all the work. Moses then tells the people not to bring any more gifts.

This is a lesson about worship.

Only those who were willing were asked to donate construction materials, and God only accepted offerings that were given freely. The Israelites' love for God and a desire to worship Him were the first step in constructing God's sanctuary. The people responded so willingly and generously that they had to be asked to stop giving. Children can also bring offerings to help care for their church. Giving offerings is an act of worship, a response to God's love.

Teacher Enrichment

It took a little more than a ton of gold, a little more than 3¾ tons of silver, and about 2½ tons of bronze to construct the tabernacle and its furnishings. (See Exodus 38.) In today's currency, the value of the metals alone would be more than US\$51 million. The value of the materials points to the generosity of the Israelites when they were asked to give from their hearts.

Room Decorations

See Lesson 9.

Program Overview

Lesson Section	Minutes	Activities	Materials Needed
Welcome	ongoing	Greet students at door; hear pleased/troubled	none
1 Readiness Options	up to 10	A. <i>Give It Away</i> B. <i>Link It Up</i>	Bible, small denomination coins, number spinners, small prizes Bible, 2" x 5" (5 cm. X 12 cm.) slips of paper, paper clips
Any Time Prayer and Praise*	up to 10	Fellowship Songbook Mission Offering Prayer	none <i>Sing for Joy</i> <i>Children's Mission</i> container used last week none
2 Bible Lesson	up to 20	Experiencing the Story Memory Verse Bible Study	Bible; paper cups; marker; mixing bowl(s); dry rice, beans, pasta, etc.; paper and pen/pencil Bible, paper, pen or marker Bibles, paper and pen/pencil
3 Applying the Lesson	up to 15	<i>Give It All</i>	Bible, paper and pencil, envelopes, double-stick tape
4 Sharing the Lesson	up to 15	<i>I Can Give</i>	paper bags, crayons/markers, art supplies

***Prayer and Praise may be used at any time during the program.**

TEACHING THE LESSON

Welcome

Welcome students at the door. Ask how their week has been—what they are pleased/troubled about. Give directions for the Readiness Activity of your choice.

1

Readiness Activities

Select the activity most appropriate for your situation.

You Need:

- Bible
- small denomination coins
- number spinners
- small prizes for winners

A. Give It Away

Divide the children into groups of four or five. Give each group one spinner and each child 10 coins. Explain that the object of the game is to be the first to give away all your money. Each child will take a turn spinning the spinner and giving to the other members of the group the number of coins equivalent to the number the spinner landed on. Coins may be given all to one person or spread around the group. The first person to give away all their money wins.

Debriefing

Ask: **Were you willing to give away your money today? Was it hard or easy to give it away? Why? Was it fun? Did you expect it to be? Did anyone ask you not to give them any more money?**

Say: **Our Bible story today tells about people who were so willing to worship God with their offerings that they had to be asked to stop giving.** Read aloud Psalm 54:6: **“I will sacrifice a freewill offering to you; I will praise your name, Lord, for it is good.” Our message today is:**

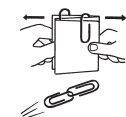
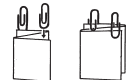


I WORSHIP GOD WITH MY OFFERINGS.

Say that with me.

You Need:

- Bible
- slips of paper approximately 2" x 5" (5 cm. X 12 cm.)
- paper clips



B. Link It Up

Give each child a slip of paper and two paper clips.

Ask: **Have you ever thought your offering isn't much? Have you ever wondered what good it does? Your offering is like this paper clip.** Hold up one paper clip. **This paper clip**, hold up the other one, **is like someone else's offering.** Fold the paper and attach the paper clips according to the diagram shown in the margin. It is very important that you attach the paper clips exactly as shown. Show the children how to do the same.

Say: **When your offering is combined with the offering of others, they link together to do great things.** Pull apart the edges of the paper and the clips will fly together. **We're going to learn today about a time people's offerings all worked together to build something great for God.**

Debriefing

Read Psalm 54:6 with the children. Ask: **What does the word freewill mean?** Take answers. **The word freewill means to give something willingly, because you**

want to, without expecting something in return. Why do you bring an offering to church or Sabbath School? What do you get in return? Your offering is a way of worshipping God. And that's what we want to remember:



I WORSHIP GOD WITH MY OFFERINGS.

Say that with me.

(Adapted from Susan L. Lingo, "The Stupendous Paper Clip Hug," *Show Me! Devotions for Leaders to Teach Kids* [Loveland, Colo.: Group Publishing, 1997].)

Prayer and Praise

Any
Time



Fellowship

Report the children's joys and sorrows (pleased and troubled) as reported to you at the door (as appropriate). Review the memory verse and allow time for sharing experiences from last week's lesson study. Give a special, warm greeting to visitors and introduce each by name. Acknowledge birthdays or special events.



Suggested Songs

- "We Give Our Gifts" (*Sing for Joy*, no. 146)
- "Father, Accept This Gift" (*Sing for Joy*, no. 147)
- "Father, I Adore You" (*Sing for Joy*, no. 21)
- "God Is So Good" (*Sing for Joy*, no. 13)



Mission

Say: **Our mission stories are about people who learn about Jesus because of the offerings we bring.** Use a story from *Children's Mission*.



Offering

Help the children identify something in the mission story for which their offering might be used or a way that it might help someone in the story learn or tell about Jesus.

You Need:

- container used last week



Prayer

In your prayer, ask God to give us hearts that are willing to praise and worship Him with our offerings.

Bible Lesson

You Need:

- Bible
- paper cups
- marker
- one or more small mixing bowls (depending on class size)
- dry rice, beans, pasta, pebbles, coins, sand, etc.
- paper with “You are a skilled craftsman” written on it
- paper with “You are a skilled spinner and weaver” written on it

Experiencing the Story

Begin by giving all but two students a paper cup filled with rice, beans, etc., and labeled one of the following: gold, silver, bronze, linen, goat hair, animal skins, spices, acacia wood, olive oil, gem stones. Give two students a paper cup with the slip of paper inside instead of rice, beans, etc.

Note: If you think anyone in your class will become upset at getting a slip of paper instead of rice, give both to some children. If you have a large class, you may want to designate several children as craftsmen. Plan this activity so that you pass out more rice, beans, etc., than will fit into the bowl or bowls into which the children will later pour them.

Tell the children that this story took place before Moses died. It happened while the Israelites were on their way to the Promised Land.

Read or tell the story.

Moses called the Israelites to assemble. He had something important to tell them. *[Ask the children to come sit closer to you on the floor, since they are the Israelites and you are Moses.]*

“God has told me something important,” Moses said. “He wants us to build a special tent of meeting—a place where God will come and dwell with us and where we will worship Him.

“It will take many fine and special materials to build this tabernacle, its furnishings, and the special clothes the priests will wear. We will need gold, silver, and bronze. We will need blue and purple and red yarn, and fine linen, and goat hair. We will need animal skins and spices, and acacia wood and olive oil, and gemstones.

“And we will need skilled workers too. We need craftsmen who can work with wood and metal. We need spinners and weavers to make the curtains and the special clothes for the priests.

“But God wants His special tent of meeting built with freewill offerings. He only wants you to give if you want to. Your heart should be moved by love for God and a desire to worship Him. If that’s how you really feel, you can bring your things to Bezalel and Oholiab. God has chosen them to direct this work. His Spirit has given them special skill and knowledge and the ability to teach others.

“We’ll be taking donations right away. You can bring anything you want to contribute to the building of God’s tabernacle and put it in these bowls. And if you are skilled in any of the areas where we need workers, let us know that, too.”

[Ask the children to bring up their “building materials” and pour them into the designated bowls. If your craftsmen don’t volunteer their services, prompt them by asking if anyone there is a skilled craftsman.]

[As they volunteer their services, say:]

Not everyone has gold or silver to donate, but the services of those who are skilled is an important offering too. God values our service as much as our money.

[As the bowls begin to fill, comment on how generous everyone has been with their things and their service. And then, when the bowls are full, say:] **You are so generous! We have enough. Please do not bring any more gifts.**

Debriefing

Ask: **What did you think when you heard that God wanted donations of gold and silver and all the other things**

for His tabernacle? Were you eager to give? Why? How did it feel to contribute to God's tabernacle?

For those who were skilled workers, how did it feel to know that you could actually help build the tabernacle? What did you think when Moses told you to stop bringing things—that the workers had more than enough?

What's our message today?



I WORSHIP GOD WITH MY OFFERINGS.

Memory Verse

To teach the memory verse, write each word on a separate large piece of paper. Mix up the papers, divide them among the children, then ask them to come forward and hold their paper in the right order as you read the text aloud. (**"I will sacrifice a freewill offering to you; I will praise your name, Lord, for it is good" [Psalm 54:6].**)

Mix the papers again and repeat. Do this at least three times, reading the text aloud. For the fourth time, call the children forward, but do not read the text. Repeat several times until most of the children know the verse.

Finally, form two groups. Have one repeat the first half of the verse (**"I will sacrifice a freewill offering to you"**), then the other responds antiphonally (**"I will praise your name, Lord, for it is good"**). Repeat several times.

You Need:

- Bible
- paper
- pen or marker

Bible Study

Before Sabbath School, write the four following texts each on a slip of paper.

1. 2 Kings 5:15, 16
2. 2 Chronicles 29:29-31
3. Ezra 7:15, 16
4. Mark 12:41-44

Give the papers to children who are willing to look up and read texts. Allow practice time. Before they read, explain the context in which each of these passages occurs.

1. 2 Kings 5:15, 16—Naaman has been cured of leprosy.
2. 2 Chronicles 29:29-31—After years of idol worship, King Hezekiah purifies and reconsecrates the Temple and people.
3. Ezra 7:15, 16—God's people are returning to Jerusalem after 70 years of captivity in Babylon. King Artaxerxes gives gifts to Ezra to take with him to Jerusalem.
4. Mark 12:41-44—Jesus is in the Temple.

Debriefing

Ask: **What do all these instances of offerings and gifts in the Bible have in common?** Read aloud 2 Corinthians 9:7. If the children haven't figured it out, say: **God loves a cheerful giver.**

Ask the children to repeat the memory verse, Psalm 54:6: **"I will sacrifice a freewill offering to you; I will praise your name, Lord, for it is good."** What's our message today?



I WORSHIP GOD WITH MY OFFERINGS.

Say that with me.

You Need:

- Bibles
- slips of paper with Bible verses on them

3

Applying the Lesson

You Need:

- Bible
- slips of paper
- a pen
- envelopes
- double-stick tape

Give It All

Write the following words on pieces of paper:

- 10 cents
- \$1
- \$10
- \$100
- \$1,000
- my hands
- a nice singing voice
- a coat that's too small
- old toys
- the ability to read well
- talent with a musical instrument

Place one slip in each envelope and seal the envelopes.

Give the envelopes to different students. Ask them to open their envelope and read to the class what they have to give to the Lord as an offering. After they have read their paper, ask them to come

forward and tape their paper to their chest so everyone in class can see it and remember what it says.

Ask the class to arrange the students in the order of the most important offering to the least important offering.

Debriefing

Ask: **Are any offerings more important than others?** Read aloud Exodus 35:5-10. **Which of these materials was the most important? Could the tabernacle be made without any of them?**

What's the most important thing about our offering? Read 2 Corinthians 9:7 aloud again if they can't remember. Ask the children to name ways each of the items can be used by God.

When we bring our gifts, we worship God. Let's say our message together.



I WORSHIP GOD WITH MY OFFERINGS.

4

Sharing the Lesson

I Can Give

Give each student a paper sack. Ask them to decorate their sack to say "My Offering for God." Encourage them to take their sack home and collect items in it that they can actually give as offerings to God for His sanctuary, their church. Ask them to bring their sacks to Sabbath School next week.

Debriefing

Ask: **What can we bring as an offering?** (money, candles, songbooks, offering basket, paper products, toy stuffed animals for beginner Sabbath

School class, cleaning supplies, etc.)

Say: **During this week, talk with your family about gifts you can bring as an offering for God's house, your church. Collect items in your sack and bring your sack to Sabbath School next week. Tell your family about this week's lesson and say your memory verse. Remember, our message says ...**



I WORSHIP GOD WITH MY OFFERINGS.

Closing

Have the children place their sacks on a table and stand around the table. Ask God to bless them as they plan to bring their offerings next week.

You Need:

- paper bags
- crayons, markers
- art supplies

Too Many Offerings

References

Exodus 35:4–36:7;
Patriarchs and
Prophets,
pp. 343-349

Memory Verse

"I will sacrifice a
freewill offering to
you; I will praise
your name, Lord,
for it is good"
(Psalm 54:6, NIV).

The Message

I worship God with
my offerings.

"Enough! Enough!" laughed Dad. "I have enough on my plate already."

Mother smiled. "What about you, Josh? Do you have enough on your plate?"

Josh grinned. He knew what his mother was thinking. He would eat everything on his plate and ask for more! And she would tease him about eating like a horse!

When is enough enough? A long time ago Moses told the Israelites, "Don't bring any more. We have more than enough." Here's how it happened.

"Quick," called Father breathlessly as he stuck his head inside the tent. "Moses has an important announcement to make. The entire Israelite community is gathering."

Mother dropped what she was doing and grabbed the baby. Leah was close on her heels, followed by her younger brothers Zibeon and Gershon. The family was quickly joined by other Israelite families, all gathering to hear what Moses had to say.

Soon Moses stood up to speak. The low murmur of the crowd stopped.

"God has given me instructions for a tent of meeting,"

Moses began. "A special place where God will meet with us and where we will worship Him. We will need a lot of fine materials.

"Only those who want to should contribute," continued Moses. "We will need gold, silver, and bronze. We will need yarn in blue, purple, and

scarlet. We need fine linen. We need animal skins, acacia wood, olive oil, spices, and gemstones. You should donate only if your heart has been moved by God. Your gifts will be an offering to Him.

"We will also need skilled craftsmen of every kind," continued Moses. "Spinners and weavers to help us prepare the materials. People who can work in gold, silver, and bronze. We need people who know how to cut and set stones. Carpenters to work with wood. Spinners to spin goat hair and linen. And weavers to make curtains and the special garments the priests will wear.

"Bezalel of the tribe of Judah and Oholiab of the tribe of Dan will be in charge of the workers and the work," Moses went on. "God's Spirit has filled them with skill and knowledge and the ability to teach others to do this special work."

As soon as Moses stopped talking, a buzz of excitement spread through the crowd. "Mother," Leah began excitedly, "we can help in a lot of ways! You're one of the best spinners and weavers in the whole camp. I'll watch the baby so you can spin."

"And we have a bronze mirror and comb," chimed in Zibeon. "Moses said they need bronze."

"And Leah and Mother have gold jewelry," added Gershon.

"We do have gold earrings and bracelets," agreed Leah. Her best friend in Egypt had given her the bracelets the night they had left.

The next day the family excitedly gathered their items. Together they took them to the place where the building materials were being collected. Piles were beginning to form. Gold jewelry here, silver over there. Bronze bowls and other utensils a little farther on. Animal skins, acacia wood, goat hair, and linen each had their own stack. Excitement filled the air, making it feel like a joyous holiday.



Every day Leah and Zibeon and Gershon walked past the growing piles of materials.

Then one day the builders told Moses, "We don't need any more materials. We have more than enough now." So Moses told the people to stop donating.

The people of Israel had come through. They loved God very much. They wanted to see the tabernacle built too.

Daily Activities

Sabbath

- If the weather is nice, walk with your family and sit outdoors by a nearby church. Read Exodus 35:4–36:7 together. Then, think about *your* church. What can you give or do to make it a better place to worship God?
- Sing together "What Joy It Is to Worship Here" (*Sing for Joy*, no. 142). Then, thank God for your church.
- Teach your memory verse to your family. What is a sacrifice? What is a freewill offering?

Sunday

- During worship, read your lesson story together. What did the Israelites give to help build the sanctuary? Make a list. Then, list things your family could give to make your church a special place for God.
- Show your family your "My Offering for God" sack from Sabbath School. Be sure it's OK to collect things in it.
- Sing together "God Made Our Hands" (*Sing for Joy*, no. 57). Then thank God for people who support your church.

Monday

- In your own words, tell your lesson story to your family. Ask each one to tell about a time they sacrificed something for God. Would they do it again? Why? What is the difference between a freewill offering and a sacrifice offering? Invite each one to put something in your "My Offering for God" sack.
- Ask the men and boys in your family to say the first part of the memory verse. Then ask the women and girls to say the last part together.

Tuesday

- Before worship today, draw a picture to show what it was like when the Israelites brought things for the tabernacle. Show your picture to your

family and tell them about it. Keep adding things to your "My Offering for God" sack.

- Ask someone to read Exodus 35:4 through 36:7. What kind of craftsmen were needed? What kind would be needed to build a church today? What offerings would be needed? Thank God for people who make your church beautiful.

Wednesday

- For worship read Psalm 54:6 together. Read the first part of verse 7 to find out why David wrote this. From what "troubles" has God delivered your family? Thank Him for His goodness.
- Sing together "God Is So Good" (*Sing for Joy*, no. 13).
- Pray a "popcorn" prayer. The leader prays "Thank You, God, for . . .," then each person adds something for which they are thankful. At the end everyone says "Thank You, God, for everything."

Thursday

- During worship, read 2 Corinthians 9:7 together. Have someone write the last five words on a big sheet of paper. Ask each person to add a picture to show what they will cheerfully give God this week. The others should guess what it is.
- Say your memory verse together. Sing a praise song, then, thank God for the leaders in your church.

Friday

- Ask your family to help you act out your Bible story for worship today. Who will weave? spin? work with wood? Who will be Moses? What will that person say?
- Count the items in your "My Offerings for God" bag. How many? What kind of things? Remember to take them to Sabbath School tomorrow. Sing together "The Family of God" (*Sing for Joy*, no. 139).
- Pray that you will always be willing to give offerings freely.