

REFERENCES: LUKE 19:1-10; *THE DESIRE OF AGES*, PP. 552-556.

Zacchaeus Climbs a Tree

Memory Verse:

“God is love.” 1 JOHN 4:8, NIV.

The Message:

Jesus loves me all the time.

Parents:

By the end of this month you can help your child

Know that Jesus loves them all the time.

Feel accepted and loved by God.

Respond by thanking God for His love.



*Kip cannot see into the nest. He will climb on the stool.
Once a short man climbed high to see Jesus.*

Zacchaeus is a
short man.

[Point to Zacchaeus.]

He is not tall.

“I want Jesus
to come to my house,”
Zacchaeus says. *[Point
to Zacchaeus’ house.]*

“But sometimes I am
not good. Maybe Jesus
does not love me.”

Will Jesus go home
with Zacchaeus?










Jesus is coming today,”
Zacchaeus says.

[Point to Zacchaeus.]

“I will go see Him.”

So Zacchaeus puts
on his hat. *[Wrap a
thin towel or scarf
around child’s head.]*

“Goodbye,”
Zacchaeus says. “I’m
going to see Jesus.”
*[Wave goodbye; walk
around the room.]*



Jesus is coming!"
the people
shout.

"See Jesus!" *[Point
to Jesus.]*

But Zacchaeus
cannot see Jesus.
*[Shake head; use sad
voice.]* Zacchaeus is
too short.

Zacchaeus stands
on tiptoe. *[Stand on
tiptoe; shade eyes.]*
Zacchaeus still
cannot see.









Climb, Zacchaeus,
climb! *[Lift your
child high in your
arms.]* Climb up in
the tree. *[Child stands
on a chair.]*

Look, Zacchaeus,
look! What do you
see? *[Point to objects
in the picture and help
the child name them.]*



Zacchaeus sees
Jesus going by.
Walking, walking.
*[Walk beside child
standing on chair.]*
Jesus is walking by.

Jesus stops. *[Stop
walking.]* Jesus looks
up in the tree. *[Look
at child.]* “Hello,
Zacchaeus.” *[Touch
your child’s nose; make
your child laugh.]*









Jesus smiles
at Zacchaeus.

[Smile at child.]

Zacchaeus smiles
back.

“Zacchaeus!” Jesus
calls. “Come down!
Come down! I am
going to your
house today.”


*[Help child jump
down.]* Yea for
Zacchaeus! Jesus
is going to his house.
[Clap.]



So Jesus goes
to Zacchaeus'
house. *[Point to
Zacchaeus and Jesus.]*
Jesus loves Zacchaeus.

Jesus loves you
and me all the time
too! *[Pick up your
child and swing him
or her high.]*





Do & Say

Talk about how Zacchaeus climbed the tree to see Jesus. Help your child climb stairs, a small tree, or onto a chair.

Go for a walk and look at the trees. Collect leaves from different trees. Put them between newspaper and place them under a weight to press them.

Sing together "Jesus Loves Me." Insert your child's name. Say: God loves us all the time.

Help your child glue some leaves to a card and write "God Loves You" on it. Give the card to a family member or friend. Say together: God loves us all the time.

Find pictures of animals and their homes. Talk about God's love and care for animals. Say: God loves us all the time.

Let your child invite a friend to dinner. Have your child help set the table.




Tell your child to jump for joy as Zacchaeus did when he heard that Jesus was coming to his house. Sing “Zacchaeus Was a Wee Little Man.”

Zacchaeus was a small man. How many small things can you and your child find in the room you are in? Count them together.

Help your child look in a mirror and make the kind of face Zacchaeus had when he heard that Jesus was coming to his house.



Make a leaf rubbing to share with a friend. Sing about Zacchaeus while you work.



Help your child measure something tall and something small. Measure your child’s height. Tall or small?

Visit a friend, just as Jesus visited Zacchaeus.

Cut celery or something similar into two-inch (five-centimeter) sticks. Fill with a spread your child enjoys and put raisins on top. Serve them as a special treat.

Ask your child, “What special food would you want to serve if Jesus were coming to our house?” Let your child help prepare and serve it for Sabbath dinner.

Help your child make “binoculars” by taping together two empty toilet paper rolls. Paint or decorate them. Use them to “look up” into trees.