

LESSON



Lost and Found

SERVICE Jesus sets an example of service for us.

References

Luke 2:41-50; *The Desire of Ages*, pp. 75-83.

Memory Verse

"And Jesus grew in wisdom and stature" (Luke 2:52, NIV).

Objectives

The children will:

Know that they can learn lessons in Sabbath School and church that will prepare them to help others as they grow older.

Feel respect for those who teach them in Sabbath School and church.

Respond by listening carefully in Sabbath School and church and valuing the lessons they learn.

The Message



We learn so that we can help others.

Getting Ready to Teach

The Bible Lesson at a Glance

Jesus is big enough to go to the Passover feast. He goes to Jerusalem with His parents. When His parents go home, Jesus stays behind, talking to the priests about the Temple service and asking them questions. The priests are learning from Jesus too. They are surprised when He answers their questions and asks some of His own. He is learning from the priests and teachers what God wants Him to do

to help others when He grows up.

This is a lesson about service.

Jesus' experience in the Temple is the beginning of His ministry. He realizes that God is His true Father, and He serves Him by sharing with the teachers in the Temple. Even the youngest child can share with others. The earliest service experiences are those in which a child tells others of Jesus' love.

THREE

Program Outline			
LESSON SECTION	MINUTES	ACTIVITIES	MATERIALS NEEDED
Welcome	ongoing	Greet students at door; hear pleased/troubled	none
1 Readiness Options	up to 10	A. <i>Make a Scroll</i> B. <i>Flat Bread</i>	paper, plastic straws or small sticks, scissors, tape flat bread*
* Prayer and Praise*	up to 10	See page 33. *Prayer and Praise may be used at any time during the program.	"I Love God's House" finger play
2 Bible Lesson	up to 20	Experiencing the Story	(all items listed here are optional): low table, paper plates, paper cups, herbs, flat bread, juice,* pillows or cushions
		Bible Study	Bible
		Memory Verse	Bible
3 Applying the Lesson	up to 15	<i>Why We Learn</i>	bag with various items (see activity)
4 Sharing the Lesson	up to 15	A. <i>Thank You, Pastor</i> B. <i>Growing Seeds</i>	paper or banner paper, crayons seed packets

*Be aware of any food allergies and adjust accordingly.

Teacher Enrichment

"The rabbis knew that Jesus had not been instructed in their schools; yet His understanding of the prophecies far exceeded theirs. In this thoughtful Galilean boy they discerned great promise. They desired to gain Him as a student, that He might become a teacher in Israel. They wanted to have charge of His education, feeling that a mind so original must be brought under their molding.

"The words of Jesus had moved their hearts as they had never before been moved by words from human lips. God was seeking to give light to those leaders

in Israel. . . . If Jesus had appeared to be trying to teach them, they would have disdained to listen. But they flattered themselves that they were teaching Him, or at least testing His knowledge of the Scriptures. The youthful modesty and grace of Jesus disarmed their prejudices" (*The Desire of Ages*, p. 80).

Is time with Jesus your first priority?

Room Decorations

See Lessons 1 and 2. Add Temple items, such as a bench, scrolls, lamp stand, small table with golden bowl, picture of Temple. Temple items may also be used in Lessons 6-12.

Teaching the Lesson

Welcome

Welcome students at the door. Ask how their week has been—what they are pleased/troubled about. Encourage them to share any experiences from last week’s lesson study. Have them begin the readiness activity of your choice.



Readiness Activities

Select the activity most appropriate for your situation.

A. Make a Scroll

A roll of adding machine paper works well for making scrolls. If none is available, cut paper into strips about 12 inches (30 centimeters) long. Cut the straws in half, and help each child tape the ends of the scroll to the two lengths of straw or the sticks.

You Need:

- paper
- plastic straws or small sticks
- scissors
- tape

Debriefing

Allow response time as you ask: **Do you think people had Bibles like we have when Jesus was a boy? What did they have? Right, they had scrolls like you just made. Jesus’ mother, Mary, taught Him at home. She taught Him about nature, helping people, and about Bible stories. Jesus learned Bible verses that He remembered all His life. Do you learn Bible verses? You are growing and learning just as Jesus did. Jesus helped people all His life because He had learned important things when He was a child. Learning can help you know how to help people. Today’s message is:**



We learn so that we can help others.

Say that with me.

B. Flat Bread*

Cut flat bread into small triangles so that the children can sample it. Talk about how flat bread is made and how Mary may have taught Jesus how to make flat bread.

You Need:

- flat bread

Debriefing

Allow response time as you ask: **Did you like the bread? Do you think Jesus’ mother may have taught Him how to make bread? Have you ever seen your mommy making bread? Have you ever helped her? Do you think making bread for someone is a nice thing to do? Jesus’ mommy taught Him many things—about nature, Bible stories, and helping others. Jesus knew that it was important to learn these**

things so that He could help others. You are growing and learning too so that you can help others. Today's message is:



We learn so that we can help others.

Say that with me.

*Be aware of any food allergies and adjust accordingly.

PRAYER AND PRAISE



Fellowship

Report the students' joys and sorrows (pleased and troubled) as reported to you at the door (as appropriate). Allow time for sharing experiences from last week's lesson study and review the memory verse. Acknowledge any birthdays, special events, or achievements. Give a special, warm greeting to all visitors.

Suggested Songs

- "Walking to Church" (*Little Voices Praise Him*, no. 190)
- "God's House" (*Little Voices Praise Him*, no. 185)
- "I Open My Bible Book and Read" (*Little Voices Praise Him*, no. 27)
- "The Bible" (*Little Voices Praise Him*, no. 53)

Mission

Use a story from *Children's Mission*.

Offering

Say: **We bring our offering so that people can tell others about Jesus.**

Prayer

You Need:

- "I Love God's House" finger play

Before prayer, do the "I Love God's House" finger play. Pray that the children will be good listeners and learners about Jesus in Sabbath School and church.

"I Love God's House"

I love God's house,	Fingers together to form roof.
I love His day,	Hold seven fingers up.
I love to sing,	Point to mouth.
I love to pray,	Put hands together.
I love to hear the stories true	Palms up as if holding a book.
That Jesus sends to me and you.	Point upward, then to self, then to others.

—Unknown

*Prayer and Praise may be used at any time during the program.

2

Bible Lesson

Experiencing the Story*

You Need:

(all items are optional)

- low table
- paper plates
- paper cups
- herbs
- flat bread
- juice
- pillows or cushions

Setting the scene:

Set a low table with plates of bitter herbs (parsley, cilantro, rosemary, etc.) and flatbread and cups of juice. Have cushions or pillows on the floor for children to sit on around the table. If a table is not available, just use cushions and pillows and sit on the floor. Explain that this is how Jesus would have eaten a Passover meal. Let the children eat small pieces of the bread, drink a small cup of juice, and taste the herbs while

the teacher tells them the Bible story.

OR

*Have the children stand in a line and hold hands while they follow you around the room. Say: **We are pretending that we are with Jesus as a boy, traveling to Jerusalem for the Passover. Let's stop and look at things along the way.** Look at flowers, animals, rocks, the Temple, etc. When you get to the Temple, tell them the rest of the Bible story.*

Read or tell the story.

Jesus went to a little temple (church) in His neighborhood every Sabbath. But once a year His family went to a big Temple. The big Temple was in a big city called Jerusalem. They would celebrate Passover, which was to help them remember when Moses led the children of Israel out of Egypt.

At the big Temple the teachers talked with Jesus.

When the special day was over, Jesus' parents left for home. But Jesus wasn't with them. He was still at the big Temple with the teachers. He asked the teachers a lot of questions. They liked Jesus' questions. They liked to teach Him things.

Soon the teachers began to ask Jesus

questions! They were surprised that He knew so much about God. The teachers thought that only boys who went to the Temple school knew much about God. They were happy that Jesus' mother and father had taught Him about God at home.

At first Jesus' mother and father didn't notice that Jesus wasn't with them. They probably thought He was walking with friends or with the other parent. Maybe Mary thought he was walking with Joseph and the other men and maybe Joseph thought he was with Mary and the other women and children. After they had traveled for a whole day, they asked each other, "Where is Jesus?"

Mommies and daddies become worried when they think their child is lost. Mary and Joseph were probably worried.

"We have to go back to the city!" Mary may have cried to Joseph. "We have to find Jesus." They had already traveled a long way, and it took them a long time to get back to Jerusalem. Joseph and Mary prayed that Jesus would be safe until they found Him.

In the city Mary and Joseph looked for Jesus everywhere. They probably asked people, "Have you seen our son, Jesus?" But no one had seen Him.

Finally Mary and Joseph decided to look for Jesus at the big Temple. They found Him there, talking to the Temple teachers. Mary was relieved, but she was also puzzled.

"Son, why have you treated us like this?" Mary asked. "Your father and I have been searching anxiously for you."

"Why were you searching for Me?" Jesus asked. "Didn't you know that I had to be in My Father's house?" But Mary and Joseph didn't understand what He meant.

*Be aware of any food allergies and adjust accordingly.

Do you understand what Jesus meant? What do people do in God's house or church? (*Wait for answers.*) Yes, people learn about God and tell others about God. That's what Jesus was doing in the big Temple. He was learning about God and telling the teachers what He knew about the Scriptures. He probably realized at that time what God's plan was for His life. He was to tell people about God and help people.

Debriefing

Ask: **Do you think Jesus enjoyed going to Jerusalem for the Passover celebration? This was Jesus' first time to go. Do you know that Jesus actually was teaching the teachers? They liked to listen to Jesus because He talked as no one else had before. He asked them questions that made them think a lot.**

Jesus had been taught by His mother about nature and helping others. He had learned many Bible stories. Jesus knew that it was important to learn about the Bible. You are learning about the Bible too so that you can be better able to help others. Remember our message:



We learn so that we can help others.

Say that with me.

Bible Study

You Need:

Bible

Open your Bible to Luke 2:41-50. Point to the text and say:

Here is where we find today's story in God's Word, the Bible. Read the verses aloud, paraphrasing as necessary.

Debriefing

Ask: **What kind of questions do you think Jesus asked the teachers**

in the Temple? Jesus enjoyed listening to and asking questions of the Bible teachers in the Temple. He knew it was important to learn about the Bible.

Do you want to learn more lessons from the Bible? Do you want to know God's Word as Jesus did? How can you do that? Remember our message for today:



We learn so that we can help others.

Say that with me.

Memory Verse

Open your Bible to Luke 2 and point to verse 52. Say: **This is where our memory verse is found in the Bible, God's Word.** Read the text aloud. **"And Jesus grew in wisdom and stature" (Luke 2:52, NIV).**

Have children hunch down small and slowly stand up as if they are growing while they say the memory verse. Have them point to their head when they say "wisdom," and stand tall and flex arm muscles when they say "stature." Explain the meaning of the word *stature*.

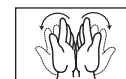
OR

Use the following motions to help the children learn the verse. Repeat until they can say the verse without help.

- "And Jesus** Point upward.
- grew** Hands at waist, palms open, move upward to chin.
- in wisdom** Point to head.
- and stature."** Raise hand above head.
- Luke 2:52** Palms together, then open.

You Need:

Bible



3

Applying the Lesson

Why We Learn

You Need:

- bag with various items (see activity)

Beforehand, place in a bag a Bible, children’s Sabbath School songbook, *Our Little Friend*, *Kindergarten Bible Study Guide*, and a nature item. Ask for volunteers to take one item out of the bag and tell what they can learn from that item.

Debriefing

Ask: **Why do we remember our memory verse each week? Why do we come to Sabbath School each week? Why do we listen to our parents, teachers, and pastors tell us the Bible story each week?**

Our parents, our Sabbath School teachers, and our pastor are all people who teach us things about God.

When you know more about Jesus and the Bible, it is easier to tell others about Him. When you learn how Jesus wants you to live your life and what He wants you to do, then you are better able to help other people. Remember . . .



We learn so that we can help others.

Say that with me.

4

Sharing the Lesson

A. Thank You, Pastor.**You Need:**

- paper or banner
- paper
- crayons

Have children make something to thank their pastor. Have children decorate either thank-you cards or a banner saying "Thank You, Pastor, From the Kindergarten Class." The banner can be hung in the church foyer, or the cards pinned to a bulletin board in the foyer for all to see.

OR

Have the class present the banner or their cards to their pastor during church service.

Debriefing

Ask: **What does our pastor do that we'd like to thank him or her for? Did you know that our pastor had to go to school for many years to learn lots of things before he or she could be our pastor? What would you like our pastor to teach us more about? Remember . . .**



We learn so that we can help others.

B. Growing Seeds

Distribute small packets of fast-growing seeds, such as alfalfa or grass, for the children to take home and plant this week.

Say: **You can take these seeds home, and your mommy or daddy can help you plant them in a small paper cup. Put the cup in a sunny window, and water the seeds every day. Soon you will see something grow. When you look at your plant, remember that you are growing up just as Jesus did.**

You Need:

- seed packets

Debriefing

Ask: **What kind of seeds do you have? Who will help you plant them? What will you need? What will you do every day to care for them? Be ready to tell us about your seeds next week.**

Tell us what you have learned. And remember, just like the plants, you are growing too. Let's say our message again:



We learn so that we can help others.

Closing

Say: **Let's pray and thank Jesus for our families and teachers and pastor, who teach us things about Him.** Offer a short prayer; then sing "Sabbath School Is Over" (*Little Voices Praise Him*, no. 46) or "Good-bye Prayer" (*Little Voices Praise Him*, no. 44).

STUDENT LESSON

Lost and Found

References

Luke 2:41-50;
The Desire of Ages,
 pp. 75-83

Memory Verse

"And Jesus grew in wisdom and stature" (Luke 2:52, NIV).

The Message

We learn so that we can help others.

What do you like to do most in Sabbath School and church? Do you like to sing songs or give an offering? How about listening to stories about God? When Jesus was a child, He visited the big Temple with His parents.

Jesus went to a little temple in His neighborhood every Sabbath. But once a year His family went to the big Temple. There they would celebrate Passover. It was to help them remember when Moses led the children of Israel out of Egypt.

One year at the big Temple the teachers talked with Jesus. He asked the teachers a lot of questions. They liked Jesus' questions.

Soon the teachers began to ask Jesus questions! They were surprised that He knew so much. The teachers thought that only boys who went to the Temple school knew so much about God.

When the special day was over, Jesus' parents left for home. But Jesus wasn't with them. They may have thought He was walking with other family members or friends. After they had traveled for a whole day, they realized He was not with them. They looked for Him, but didn't find Him.

"We have to go back to the city!" Mary cried to Joseph. "We have to find Jesus." They had already traveled a long

way, and it took them a long time to get back to Jerusalem.


In the city Mary and Joseph looked for Jesus everywhere. They may have asked people, "Have you seen our Son, Jesus?" But no one had seen Him.

Finally Mary and Joseph decided to look for Jesus at the big Temple. They found Him there, talking to the temple teachers. Mary and Joseph were relieved. "Son, why have you treated us like this?" Mary said. "Your father and I have been searching anxiously for you."

"Why were you searching for Me?" Jesus asked. "Didn't you know that I had to be in My Father's house?"

But Mary and Joseph didn't understand what He meant.

Do you understand? In God's house, people learn about God and tell others about God. That's what Jesus was doing in the big Temple. Now He knew God's plan for His life. Now He knew He was God's Son. And He knew He would help people and tell them about God as He grew up.



Do and Say

Sabbath

Each day this week, read the lesson story together, and review the memory verse.

- “And Jesus** Point upward.
- grew** Hands at waist, palms open, move upward to chin.
- in wisdom** Point to head.
- and stature.”** Raise hand above head.
- Luke 2:52** Palms together, then open.

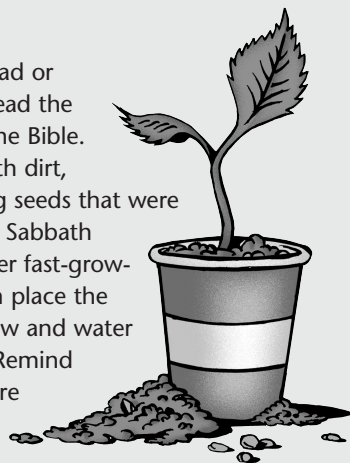
Sunday

As you read the Bible story together, have your child open the scroll they made in Sabbath School. Or make one now. Ask: “What do you think Jesus learned in the Temple?”

Monday

Help your child read or follow along as you read the memory verse from the Bible.

In a paper cup with dirt, plant the fast-growing seeds that were given to your child in Sabbath School. (Or plant other fast-growing seeds.) Help them place the cup in a sunny window and water the seeds every day. Remind your child that they are growing, just as Jesus did.




Tuesday

Let your child carefully hold the Bible while you “read” Luke 2:41-50 together. Help your child make a scroll and draw a picture about the story. Have them share their scroll with someone and tell them about Jesus.

Wednesday

Help your child make a thank-you card for their Sabbath School teacher.

Sing Sabbath School songs; then give the card to their Sabbath School teacher.



Thursday

Play hide-and-seek with your child, or hide an object and have your child find it. Talk about a time you or your child were lost. Ask: “How do you think Mary and Joseph felt when they couldn’t find Jesus?”

Friday

With the rest of the family, have a church service with praise songs, prayer, and “preaching.” Thank God for the freedom to go to a place of worship whenever we want or the ability to meet with other believers to learn about God.

Sing “God’s House” (*Little Voices Praise Him*, no. 185); then have prayer.