

# LESSON



## Too Short to See

**GRACE**

God has made us part of His family.

### References

Luke 19:1-10; *The Desire of Ages*, pp. 552-556.

### Memory Verse

"[Jesus] came to seek and to save the lost" (Luke 19:10, NIV).

### Objectives

#### The children will:

**Know** that God loves everyone and wants us to love them, too.

**Feel** love toward different kinds of people.

**Respond** by showing respect and kindness to others.

### The Message



Jesus wants everyone to be in His family.

## Getting Ready to Teach

### The Bible Lesson at a Glance

Zacchaeus is a man who works for the Roman government collecting taxes from the people. People do not like tax collectors, so they do not like Zacchaeus. Though he had changed his ways, no one seemed to believe him. When he hears of Jesus' visit, he is eager to meet Jesus. Jesus comes to town and goes to his house. Zacchaeus publicly confesses his sin and promises to return any money that he has stolen from the people, and

he gives generously to the poor.

### ***This is a lesson about grace.***

We learn from Jesus that He wants everyone to be in His family. When Jesus comes into our lives, we are changed. When we become a part of God's family, we leave old ways behind and become more like Jesus. God's grace empowers us to change our lives, to forgive and love others. God wants everyone to be in His family.

# SIX

<b>Program Outline</b>			
LESSON SECTION	MINUTES	ACTIVITIES	MATERIALS NEEDED
<b>Welcome</b>	ongoing	Greet students at door; hear pleased/troubled	none
<b>1</b> <b>Readiness Options</b>	up to 10	A. <i>Tax-collector Purse</i>  B. <i>Stop and Give a High Five</i>	15-inch (38 cm) length of yarn, fabric cut into 18-inch (46 cm) circle or two round paper plates, hole punch or scissors, art supplies (optional)  none
<b>*</b> <b>Prayer and Praise*</b>	up to 10	See page 63. <b>*Prayer and Praise</b> may be used at any time during the program.	pictures of people from different ethnic backgrounds
<b>2</b> <b>Bible Lesson</b>	up to 20	Experiencing the Story	Tax-collector Purses from Readiness A or small paper bags, coins or small circles of paper, picture of an easily climbable tree, stepladder or stool, "Zacchaeus" ( <i>Little Voices Praise Him</i> , no. 63)
		Bible Study	Bible
		Memory Verse	Bible
<b>3</b> <b>Applying the Lesson</b>	up to 15	<i>Friendship Circle</i>	ball of string or yarn
<b>4</b> <b>Sharing the Lesson</b>	up to 15	<i>Zacchaeus's Tree</i>	Zacchaeus's Tree and man pattern (see p. 67), crayons, scissors, craft sticks or tongue depressors, glue

## Teacher Enrichment

"Zacchaeus had heard of Jesus. . . . In this chief of the publicans was awakened a longing for a better life. . . . He felt that he was a sinner in the sight of God. Yet what he had heard of Jesus kindled hope in his heart. Repentance, reformation of life, was possible, even to him. . . . Zacchaeus began at once to follow the conviction that had taken hold upon him, and to make restitution to those whom he had wronged" (*The Desire of Ages*, p. 553).

"Already he had begun thus to retrace

his steps, when the news sounded through Jericho that Jesus was entering the town. Zacchaeus determined to see Him. He was beginning to realize how bitter are the fruits of sin, and how difficult the path of him who tries to return from a course of wrong" (*The Desire of Ages*, p. 553).

How has Jesus changed your life?  
Have you made restitution for wrongs?

## Room Decorations

Continue with the Israelite home and Temple from Lessons 1-5.

## Teaching the Lesson

### Welcome

Welcome students at the door. Ask how their week has been—what they are pleased/troubled about. Encourage them to share any experiences from last week's lesson study. Have them begin the readiness activity of your choice.



### Readiness Activities

Select the activity most appropriate for your situation.

#### A. Tax-collector Purse

Prepare in advance a 15-inch (38 cm) length of yarn and a piece of dark cloth cut into an 18-inch (46 cm) diameter circle for each child. Make holes about every 1 inch (2.5 cm) around the outer edge of the cloth. Have the children weave the yarn in and out of the holes and pull it tightly to form a drawstring purse. (Alternative: if material is unavailable, use two round paper plates for each child. Use a hole punch to make eight holes evenly spaced around the edges. The children will "sew" the two pieces together using the yarn. Make sure an opening is left at the top. They can then decorate their Tax-collector Purse with various art supplies.) Have the children use their purses during Experiencing the Story.

#### You Need:

- 15-inch length of yarn (38 cm)
- fabric cut into 18-inch (46 cm) circle or two round paper plates
- hole punch or scissors
- art supplies (optional)

#### Debriefing

Allow response time as you ask: **How would you have used this if you had lived when Jesus was here on earth? Our story is about a man who probably used a bag like this to hold the money that he collected from the people. People didn't like him because they didn't like having their money taken. We'll find out today how Jesus treated this man. Today's message is:**



Jesus wants everyone to be in His family.

**Say that with me.**

#### B. Stop and Give a High Five

Have the children quietly tiptoe around the room. Every time you say "Stop and give a high five," the children should give as many high fives as possible. Allow a few seconds for this activity and then give the command to move again. Repeat a few times.

**Debriefing**

Allow response time as you ask: **Did you get many high fives? Why is it nice to get a high five? Is giving a high five a way to include or show that you are a friend? Today our story is about a man whom people didn't like. They wouldn't have given him any high fives. But Jesus included him and showed that He was his friend. Today's message is:**



Jesus wants everyone to be in His family.

**Say that with me.**

## PRAYER AND PRAISE

**Fellowship**

Report the students' joys and sorrows (pleased and troubled) as reported to you at the door (as appropriate). Allow time for sharing experiences from last week's lesson study and review the memory verse. Acknowledge any birthdays, special events, or achievements. Give a special, warm greeting to all visitors.

**Suggested Songs**

"Zacchaeus" (*Little Voices Praise Him*, no. 63)

"Give Him Your Heart" (*Little Voices Praise Him*, no. 191)

"For Me" (*Little Voices Praise Him*, no. 154)

"Jesus Loves Even Me" (*Little Voices Praise Him*, no. 101)

"Alway" (*Little Voices Praise Him*, no. 128)

**Mission**

Say: **Our story today (name from *Children's Mission*) tells about people in (place) and how Jesus wants them to be part of His family.**

Use a story from *Children's Mission*.

**Offering**

Say: **The offering that you bring today will help people in far-away places to know that God loves them and wants them to be part of His big family.**

**Prayer****You Need:**

- pictures of people

Prepare in advance: pictures of different people—old, young, male, female, different ethnic groups, disabled, etc. Hold up each picture and ask: **Does God want this person to be part of His family? Let's ask God to help us tell all kinds of people that He wants them to be in His family.**

\*Prayer and Praise may be used at any time during the program.

2

**Bible Lesson**

**Experiencing the Story**

*Read or tell the story and use actions as noted.*

**You Need:**

- Tax-collector Purses from Readiness A or small paper bags
- coins or small circles of paper representing money
- picture of a sycamore tree or a tree that could be climbed easily
- Little Voices Praise Him*, no. 63

Zacchaeus was a tax collector. People didn't like tax collectors, so they didn't like Zacchaeus. [*Have the children get "coins" from you and put them in their purses.*] They didn't invite him to their parties. They wouldn't say hello to him. They didn't want to be around him.

One day Zacchaeus heard that Jesus loved everybody. *I wonder if Jesus loves me*, he thought to himself. *No, Jesus can't love me. Other people don't love me.*

Did Jesus love Zacchaeus? Of course He did! Jesus loves everybody.

Sometimes tax collectors like Zacchaeus would take extra money from people. Zacchaeus may have done that. So he decided that he wouldn't do that anymore. He

wanted to be like Jesus. He said he was sorry to the people, and he started to give back to them money that he had taken wrongly. But the people still didn't like Zacchaeus! They didn't believe him. They didn't want him around.

Zacchaeus was sad and discouraged, because he was trying to do what was right, but the people still didn't believe him or treat him nicely.

One day Zacchaeus heard that Jesus was coming to Jericho. That was his town! Oh, he just had to see Jesus! Jesus was the one who had changed his heart! Jesus would understand how he felt. Zacchaeus walked into the crowded streets. But he was so short that he

couldn't see over the tops of the people's heads. He was going to miss seeing Jesus!

Quickly Zacchaeus decided to climb a sycamore tree so that he could see Jesus pass by. He climbed up into a nearby tree [*show picture of tree*], a tree with limbs that he could reach.

Zacchaeus watched as Jesus came near. Soon Jesus would walk right by. Suddenly Jesus stopped right under Zacchaeus' tree! He looked up at Zacchaeus and said, "Zacchaeus, hurry and come down! I must stay at your house today." [*Have the children sing "Zacchaeus."*] The people were so surprised! They couldn't believe that Jesus would want to go to Zacchaeus' house.

Zacchaeus climbed down quickly out of that tree and led Jesus to his home. Now he knew that he was forgiven and that Jesus loved him. Jesus told Zacchaeus' whole family how much He loved them and wanted them to be part of His family. He told them that He had come to earth to save people, including them.

Zacchaeus was so happy to be a part of God's family. He wanted to do things the way Jesus did. He looked at Jesus and said, "I will give half of my possessions to the poor. And if I have cheated anyone, I will pay back four times more." [*Have the children give back to you the money that they have in their purses.*]

Jesus smiled. He was so happy that Zacchaeus wanted to love everybody. And He was happy that Zacchaeus felt that he belonged to God's family. Jesus doesn't want to leave anyone out of His family. And He wants us to feel a part of God's family too.

**Debriefing**

Allow response time as you ask: **How did Zacchaeus show that he wanted to be part of God’s family? What did Jesus do that showed Zacchaeus that He loved him? How do you think Zacchaeus felt?**

**What do you think about being a part of God’s family? Jesus loves us all, no matter what we look like, or how we talk, or what we’ve done in the past.**

**Do you know someone that other people don’t like? Do you think Jesus likes that person? Jesus wants us to include everyone with love. He wants us to invite others into our games and play. Let’s say our message together:**



Jesus wants everyone to be in His family.

**Bible Study**

**You Need:**

Bible

Open your Bible to Luke 19:1-10. Point to the text and say: **Here is where we find**

**today’s story in God’s Word, the Bible.** Read the text aloud, paraphrasing as necessary.

**Debriefing**

Allow response time as you ask: **What town did Zacchaeus live in? What was his job? How was he able to see Jesus? What did Jesus say to him? What did Zacchaeus promise to do?**

**Do you want to be in God’s family? Remember . . .**



Jesus wants everyone to be in His family.

**Say that with me.**

**Memory Verse**

Open your Bible to Luke 19:10. Point to the text and say: **This is where our memory verse is found in God’s Word, the Bible.** Read the text aloud.

**You Need:**

Bible

Use the motions as indicated to teach the memory verse.

“[Jesus]

Point upward.



came

With hands extended, palms up, bring hands toward self.



to seek

Hand over eyes as if looking for something.



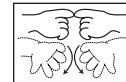
and to save

With fists crossed at the wrists, move hands apart.



the lost.”

Bring fingertips of both hands together, then drop hands away from each other.



**Luke 19:10**

Palms together, then open.



3

**Applying the Lesson**

**Friendship Circle**

**You Need:**

- ball of string or yarn

Using a ball of string or yarn, create a small circle. Ask the children to stand inside the circle without touching the string. Plan it so everyone can't get in. As the children see that everyone can't

fit, ask: **What can we do to make sure there is enough room for our friends?** (Make the circle bigger.) Make the circle a little bigger but not big enough for all. **Some children still can't find a place. Now what?** (Move closer together or enlarge the circle.) Continue until everyone is inside the circle.

**Debriefing**

Allow response time as you ask: **How did you feel to be inside the circle when others were outside? What was it like to be on the outside while others were inside? Sometimes we feel left out when we are not a part of something. Jesus invites everyone to be with Him. Remember . . .**



Jesus wants everyone to be in His family.

**Say that with me.**

4

**Sharing the Lesson**

**Zacchaeus' Tree**

**You Need:**

- Zacchaeus' Tree (see p. 67)
- crayons
- scissors
- craft sticks
- glue

In advance, make copies of Zacchaeus' tree and man pattern (see page 67), one for each child. Have the children color the tree and man, then cut out the tree and man and glue the man to the end of the craft stick. Help them make a slit in the tree on the dotted line so that their man can slip through the cut and be sitting in the tree.

**in your tree? You can take these home and use this tree to tell someone the story of Zacchaeus. When Jesus tells Zacchaeus to come down from the tree, you can slip Zacchaeus out of the tree. And remember to tell the person you share this with that . . .**



Jesus wants everyone to be in His family.

**Say that with me one more time.**


**Debriefing**

Ask: **Whom do you have sitting**

**Closing**

Offer a simple prayer such as: **Dear Jesus, thank You for wanting us to be a part of Your family. Help us to be more like You. Amen.**

**Zacchaeus' Tree**  
**Lesson 6 - Sharing the Lesson**



Permission to photocopy this page is granted for local church use only. Copyright © 2004 General Conference Corporation of Seventh-day Adventists®.



## STUDENT LESSON

# Too Short to See

## References

Luke 19:1-10;  
*The Desire of Ages*,  
 pp. 552-556

## Memory Verse

"[Jesus] came to seek and to save the lost" (Luke 19:10, NIV).

## The Message

Jesus wants everyone to be in His family.

*Do you know someone that other people don't like? Do you think Jesus likes that person? What would you do if you knew no one liked you?*

People didn't like Zacchaeus. Why didn't people like Zacchaeus? Because Zacchaeus was a tax collector. And people didn't like tax collectors because they thought tax collectors cheated.

Zacchaeus heard that Jesus loved everybody. *I wonder if Jesus loves me, he thought to himself. No, Jesus can't love me. Even people don't like me.*

Did Jesus love Zacchaeus? Of course He did, because Jesus loves everybody!

Zacchaeus wanted to be like Jesus. But the people still didn't like Zacchaeus! Zacchaeus was sad and discouraged. Even though his heart had changed, no one believed him. But Jesus would understand.


One day Zacchaeus heard that Jesus was coming to Jericho. That was his town! Oh, he just had to see Jesus!

Zacchaeus walked into the crowded streets. He was a short man, so he couldn't see over the tops of the people's heads. He was going to miss seeing Jesus! He turned and quickly climbed up into a nearby sycamore

tree. Then he saw Jesus coming!

Suddenly Jesus stopped right under that tree! He looked up at Zacchaeus and said, "Zacchaeus, hurry and come down! I must stay at your house today."

The people were so surprised! They couldn't believe that Jesus would want to go to the house of a tax collector!



Zacchaeus quickly climbed down out of that tree and took Jesus home with him. Now he knew that he was forgiven. He knew that Jesus loved him. Jesus told everyone in Zacchaeus' house that He had come to save everyone, including them.

Zacchaeus wanted to do things the way Jesus did. He looked at Jesus

and said, "I want to give half of my money to the poor. To the people I may have cheated, I want to give back four times as much as I took. I want to love everybody the way You do."

Jesus was happy that Zacchaeus felt that He was a part of God's family. Jesus wants us to feel a part of God's family too.

# Do and Say

## Sabbath

Each day this week, read the lesson story together, and review the memory verse.

- "[Jesus]** . . . . . Point upward.
- came** . . . . . Bring hands toward self.
- to seek** . . . . . Hand over eyes.
- and to save** . . . . . With fists crossed at the wrists, move hands apart.
- the lost."** . . . . . Fingertips of both hands together; drop hands apart.
- Luke 19:10.** . . . . . Palms together, then open.

## Sunday

Count out 10 coins of the same value. Say: "Zacchaeus promised to give half of his money to the poor [take away five coins], and to give back four times as much as he had taken from those he may have cheated." Hold up one coin and say: "If Zacchaeus took one extra coin, he would give back four coins." Ask: "How many coins did he have left?"

## Monday

Help your child share the Zacchaeus Tree from Sabbath School with someone and tell them about Zacchaeus. (Or help them draw a tree with Zacchaeus sitting in it.) Remember to tell them that Jesus wants them in His family too.


Sing "Zacchaeus" (*Little Voices Praise Him*, no. 63).

## Tuesday

Zacchaeus gave his money to help the poor. Help your child find someone locally to help or go to [adra.org](http://adra.org) and find a project that your child would be interested in. Support that project if you are able.

## Wednesday

Take a walk around your neighborhood and count the trees you see. If it's safe, have your child sit on a tree limb while you sing "Zacchaeus".



## Thursday

Play hide-and-seek with your child. Talk about the memory verse. Ask: "What does the memory verse mean?"

## Friday

Collect a stool, some money, a bag, and some leaves. Help your child use these things to act out the story as they tell it to your family. Ask: "Would you want to watch for Jesus from a tree?"

Help your child use clay to make a family plaque. Put everyone's fingerprints and names on it. Say: "We are a part of God's family."

