

Seeing Is Believing

John 9; *The Desire of Ages*, pp. 470-475



Have you ever awakened in a room that was so dark that you couldn't see a thing, not even your own hands? How would you manage if everything around you was that dark all the time? That's what it is like to be blind.

A blind man sat beside the road and begged. He had been born blind. There was nothing else he could do to support himself.

Sometimes he wondered why he was born blind. He thought it was his parents' fault. People believed that sickness, blindness, and other problems came to people who sinned.

He heard a

crowd of people coming closer. "Please give! Please give!" the blind beggar cried. "Help the poor blind among you."

He heard a man ask, "Who sinned? This man or his parents? Why was he born blind?"

The blind man strained his ears. He wanted to hear the answer. "Neither this man nor his parents sinned, but this happened to bring praise to God."

Then the blind man felt some mud being put on his eyes. In a kind

voice Jesus said, "Go and wash your eyes in the Pool of Siloam."

The blind man obeyed. Someone led him



The Message

I will tell others what Jesus has done for me.

Memory Verse

“One thing I do know. I was blind but now I see!”

(John 9:25, NIV).

to the pool. He washed off the mud. The sun was shining! He could see people! Colors painted the whole world!

When people asked him how he was able to see, he told them what Jesus had done. (See John 9:11.)

Jesus had healed the blind man on the Sabbath. Some people were not happy about that. The leaders said that Jesus broke the Sabbath. Others said Jesus was bad, so He could not have made a blind person see. They tried to show that the blind man’s healing wasn’t real. But the man who was born blind said to them, “One thing I do know. I was blind but now I see! If Jesus is not from God, He could not open the eyes of a man born blind.”

The leaders became very angry with the healed man. They believed that he was born blind because he was a sinner. And they did not want this healed man telling people what Jesus had done for him. So they put the man born blind out of their church.

Jesus heard about this, and He looked for the man. When He found him, He said, “Would you like to believe in the Son of Man?”

“Who is He, sir?” the man asked.

Jesus said, “You have now seen Him; in fact, He is the one speaking with you.”

The man said, “Lord, I believe.” Then he fell on his knees and worshipped Jesus.

Jesus told him, “I came to this world to make the blind see, and to show some who think they see how blind they are.”

The man born blind shared with others what Jesus had done for him. He even told those who didn’t love Jesus. Have you shared with someone what Jesus has done for you?





S A B B A T H

DO If possible, go for a Sabbath walk with your family. At the end of your walk, blindfold each person except one. The person without the blindfold collects various objects (a piece of bark, feather, moss, etc.). Those who are blindfolded take turns touching the objects with one finger and trying to guess what they are.

READ Remove the blindfolds and read your Bible lesson story. Read and discuss John 9:25.

S U N D A Y

READ During family worship read John 9:1-12. Thank Jesus for sight.

DO Write your memory verse. Divide it as follows: One thing / I do know. / I was blind / but now I see! / John 9:25

DO Make five cutouts of an eye. Write one section of the memory verse on each cutout. Attach each to string or yarn. Tie or tape the strings to a coat hanger in order. Hang your mobile where you will see it every day.

M O N D A Y

READ Read and discuss John 9:13-17 for family worship. What did the man born blind say Jesus did for him? (verse 15) Tell your family something that Jesus has done for you.

DO What is braille? Find out who invented braille and why. Make braille like this: With a pin, poke holes from the back of thick paper to make raised dots. Touch them with your fingertips. The raised dots can make words for blind people to read.

PRAY Thank Jesus for your sense of touch.

T U E S D A Y

READ With your family, read and discuss John 9:18-23. The healed man's parents were afraid to tell what Jesus had done for their son. Why? (verses 22, 23)

THINK Why do some people wear glasses? How many people do you know who do?

DO Look at your memory verse mobile. Then say the verse without help.

SING Sing "This Little Light of Mine" (Sing for Joy, no. 134). Ask Jesus to help you let your light shine.

W E D N E S D A Y

SHARE Read and discuss John 9:24-34 for family worship.

DO Evangelists are people who share the good news about Jesus with others. Was the healed blind man an evangelist? Why? How can you be an evangelist? Ask Jesus to help you.

DO Draw a picture of the blind man telling the Pharisees and others about being healed. Write your memory verse on this picture.

The Feast of Tabernacles, when this story happened, was a time of thanksgiving to thank God for the harvest.





T H U R S D A Y

READ Together with your family read and discuss John 9:35-41.

DO Write a short letter to the Pharisees telling them what you wish they had done. Also tell them what Jesus has done for you.

DO Did you give away the card you made in Sabbath School that shows what Jesus has done for you? Pray for the person you gave it to.

DO Say your memory verse to an adult.

F R I D A Y

DO At the beginning of family worship: (1) Put on a blindfold; then try to (2) pour water from one glass to another; (3) write your name on a piece of paper; and (4) cross out the name you wrote. How did you feel?

DO Act out the Bible story with your family. Say your memory verse as part of your act.

READ The healed man told others about Jesus before he really knew Him. Read John 9:35-38 together. You already know Jesus. Do you tell others what He has done for you?

SING Sing "God Is So Good" (*Sing for Joy*, no. 13) before prayer. Ask Jesus to help you be willing to tell others what He has done for you.

Seeing
Is
Believing


PUZZLE

Directions: Unscramble the following letters to understand the blind man's joy.

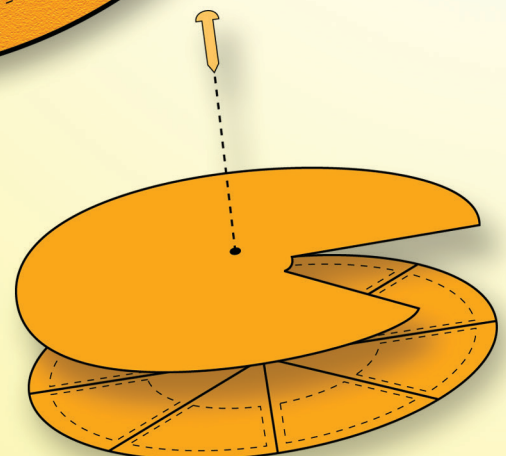
I swa dlnib,
tub won I ese!

_____ ,
_____ !

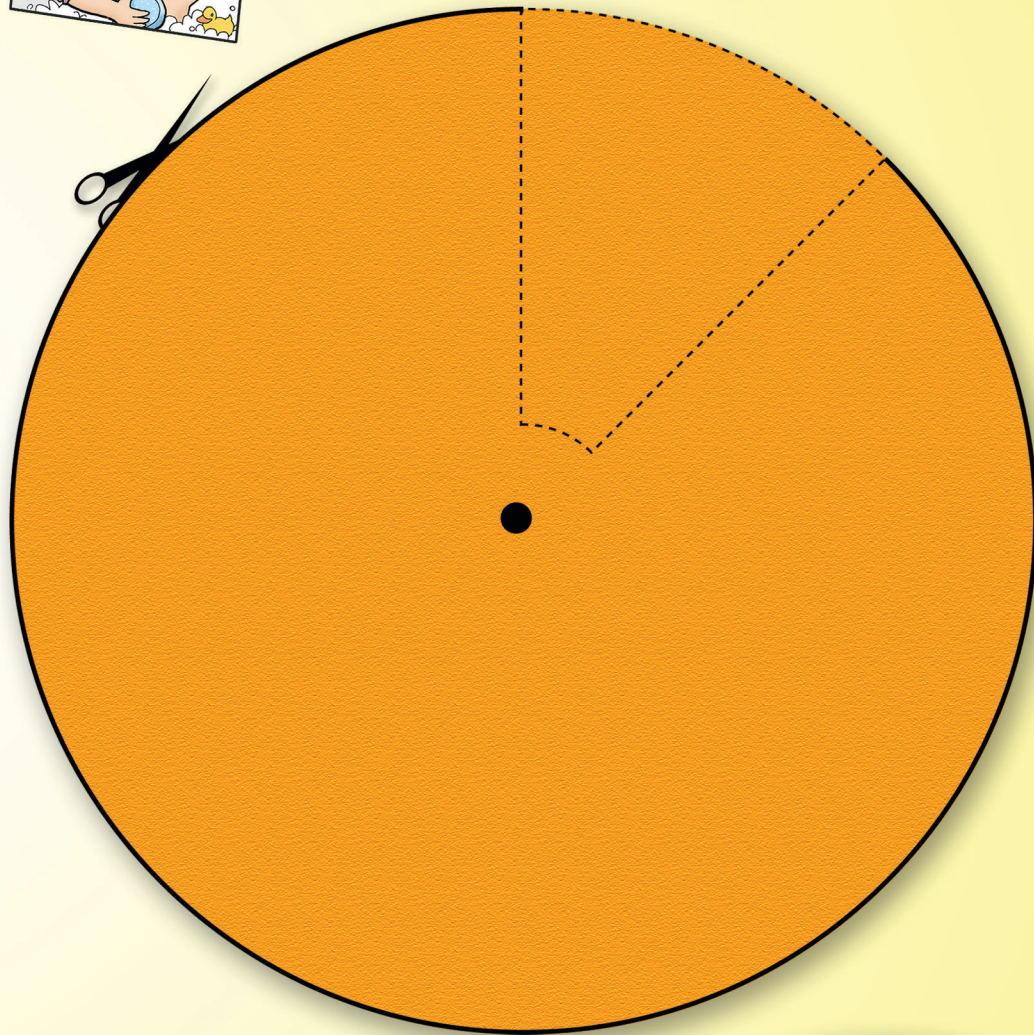
S e r v



Directions: Cut out two circles each approximately six inches (15 cm) in diameter. Divide the first circle into eight equal sections as shown above. Draw one picture or symbol in each section for one of your family and friends.



Vivice



Cut out a section of the second circle as shown above. Place this circle on top of your first circle. Put a paper fastener through the center of the two circles to join them together. Rotate the top circle and tell at least one thing that you can do to help that person.

