



Community

We share God's love in our relationships.

POWER TEXT

"In the same way, let your light shine before others, that they may see your good deeds and glorify your Father in heaven" (Matthew 5:16).

KEY REFERENCES

- Matthew 5:1-16
- Luke 6:17-26
- *The Desire of Ages*, chap. 31, pp. 298-309
- *Thoughts From the Mount of Blessing*, chap. 2, pp. 6-44
- *The Bible Story* (1994), vol. 8, pp. 55-61
- student story on page 42 of this guide.

OUR BELIEFS

- No. 22, Christian Behavior
- No. 11, Growing in Christ
- No. 10, The Experience of Salvation

OBJECTIVES

The students will:

- **Know** that friends of Jesus have values different from the values of the world.
- **Feel** a desire to practice Christian values every day.
- **Respond** by accepting God's values as their own and sharing them with others.

The Invisible Kingdom



Because God loves us, we accept His values and share them with others.

The Bible Lesson at a Glance

In the Sermon on the Mount, Jesus outlines the way of life He wants the citizens of His kingdom to follow. Although speaking first and foremost to His disciples—who have already committed themselves to Him—He is also speaking to the seekers, those ready to leap across the divide. He assures them that if they do, they will be blessed or happy. The principles of the kingdom are different from anything the people have ever heard.

Jesus uses illustrations and objects from everyday life to which His hearers can relate. He knows that each time they see or experience similar things, they will remember His words. And if they do not make the leap into the kingdom this day on the mount, one day while pouring salt or lighting a lamp, they will.

This is a lesson about community.

The lessons Jesus taught on the mountain, when applied to our lives, enhance our relationships with others and help build community. When Jesus and the principles of His kingdom reign in our hearts, His kingdom has begun here in this world.

Teacher Enrichment

"The Sermon on the Mount, though given especially to the disciples, was spoken in the hearing of the multitude. . . . Here in the early morning the people had begun to assemble. . . .

"Christ disappointed the hope of worldly greatness. In the Sermon on the Mount He sought to undo the work that had been wrought by false education, and to give His hearers a right conception of His kingdom and of His own character. . . . Without combating their ideas of the kingdom of God, He told them the conditions of entrance therein, leaving them to draw their own conclusions as to its nature. . . .

"Christ's first words to the people on the mount were words of blessing" (*The Desire of Ages*, pp. 298, 299).


What precious thing have I learned about God's values? What effort, if any, do I make to share that truth with others?

Welcome



Welcome students at the door and direct them to their seats. Ask them how their week has been. Encourage learners to study their Sabbath School lesson regularly, and use several minutes to debrief students on the previous week's lesson.

Ask: **What was the most interesting part of the Bible story? What activity did you find most helpful? Which activity was the most fun?** Invite students to share their experiences and/or the handiworks they created for Sabbath School during the week.

(The leader should be familiar with the previous lesson to be able to direct the discussion.) This is also a good time to have students recite the power text.

Have students begin the readiness activity of your choice. 

Program notes

LESSON SECTION	MINUTES	ACTIVITIES	MATERIALS NEEDED
Welcome	Ongoing	Greet students at door. Ask about their week.	
1 Readiness	10-15	A. <i>Friendship Tower</i> B. <i>Seasoning Sense</i>	3" x 5" (8 cm. x 12 cm.) cards, tape, markers salt and sugar; spoons for stirring; paper cups for half the class; containers of clear water, towels or napkins
 Prayer and Praise	15-20	See page 37. Prayer and Praise may be used at any time during the program.	songbooks, world map, pushpins, large basket, lamp/flashlight
2 Bible Lesson	15-20	Introducing the Bible Story Experiencing the Story Exploring the Bible	three copies of <i>Net Kids</i> script (p. 136) Bibles Bibles
3 Applying the Lesson	10-15	<i>Scenarios</i>	paper, pencils
4 Sharing the Lesson	10-15	<i>Kingdom of Heaven</i>	Bibles
 Closing		A. Prayer and Closing Comments B. Reminder to Parents C. Coming Up Next Week	

LESSON 3

1

READINESS ACTIVITIES

Select the activity or activities that are most appropriate for your situation.

A

Friendship Tower

Divide students into groups of 5-8.

Give each group enough small cards so each person has several. Distribute markers and tape. Say: **God is a wonderful friend to us. He gives us examples of how we are to treat others. Choose one person to be your scribe (writer). Write one word on each card that describes a good friend like God is to us—for example, respectful, loyal, kind, honest. You have two minutes.**

Don't tell them yet why they will need a lot of cards. Stop their writing after two minutes. Remove the blank cards.

Say: **We are told that it was on a mountain that Jesus gave the talk about the way we should be to others—it is called the Sermon on the Mount. Take the cards you wrote on and build a tower as high as possible. You may use only the tape and the cards. Try to have the words facing out. You may bend or roll the cards.**

Debriefing

Ask the groups to stand a few feet back from their towers and see if they can blow them down. Ask: **Was it easier to build up the friendship tower or pull it down? What was the hardest thing about building this tower? Did you have enough friendship words?**

Allow students who know the power text to say it either individually or in group:

"In the same way, let your light shine before others, that they may see your good deeds and glorify your Father in heaven" (Matthew 5:16).

Have the entire class repeat the power text together. Allow visitors and students who don't know it yet to read along. Affirm them for their effort. However, do not single out students by forcing everyone to say it, nor reprimand those who don't know it. Sabbath School is a place where students need to feel comfortable and accepted as they grow in God's grace.

🔊 Because God loves us, we accept His values and share them with others.

YOU NEED:

- small cards
- markers
- tape

B

Seasoning Sense

Before class fill cups for half of the class to drink with water and varying amounts of sugar and salt. Fill all the cups with pure drinking water. Leave a set of cups with water only. In the second set of cups sprinkle a little bit of salt. In the third set of cups sprinkle a little bit of sugar. In the fourth set of cups add twice as much salt than what you added to the second set of cups. In the remaining set of cups, add twice as much sugar than what you added to the third set of cups.

Say: **As the people sat on the mountainside, they probably got thirsty. And there were probably people willing to share water with them. Pretend that you are on the mountain listening to Jesus' words. Someone passes you a wineskin full of water, which you drink gratefully. After having listened to Jesus' sermon thus far, what would you say to the person who shared their water with you? I'm going to hand out cups of water. I want half of the class to serve the water and the other half to drink it. When I say, "Now," give your partner the water. It's important that everyone does it at the same time. When you receive the water, I want you to say a phrase of thanks to the person who gives it to you.**

Allow the students to serve the water to their partners all at the same time. There will be varying reactions from the tasting.

Debriefing

Ask: **How did your water taste? What happens when there is not enough flavoring in something? What happens when there is too much? It can make a difference between something being pleasant or horrible, as you have experienced.**

If you have not done Readiness Activity A, review now with the students the power text, Matthew 5:16, as outlined in the previous activity.

🔊 Because God loves us, we accept His values and share them with others.

YOU NEED:

- paper cups
- water
- sugar and salt
- spoons and towels/napkins



Prayer and Praise

Notes

Empty rectangular box for taking notes.

Fellowship

Report the students' joys and sorrows (pleased and troubled) as reported to you at the door (as appropriate). If they have given you permission, share one or two special items from students' Bible study during the week. Acknowledge any birthdays, special events, or achievements. Give a special, warm greeting to all visitors.

Suggested Songs

- "We Are the Family of God" (*He Is Our Song*, no. 114)
- "Behold What Manner of Love" (*He Is Our Song*, no. 42)
- "This Is My Commandment" (*He Is Our Song*, no. 116)

Mission

Use *Adventist Mission for Youth and Adults* (go to www.juniorpowerpoints.org and click on MISSION) or another mission report available to you. For the mission story, have a map of the world where the students can identify the location of the mission story and compare it to where they are. You could use pushpins to mark where the mission story takes place.

Offering

YOU NEED:

- large basket
- lamp or flashlight

Hold up a bushel or some other kind of large basket made with a dense weave. Say: **Today we are talking about the Sermon on the Mount. One of the things Jesus said was Do not hide your light under a bushel.** (Light or turn on your light source and place the bushel basket over it.)

Ask: **Can you see why? Giving an offering is one way to let your light shine so that others can feel its effects.** Remove the basket from the light source.

Ask: **Does this remind you of a song?** Give the bushel basket to someone to collect the offering. Lead the students in singing "This Little Light of Mine" while the offering is collected.

Prayer

Divide into groups of four or five each. Have each group form a circle. Ask each, if they are willing, to say a short prayer for the person on their right. If there is time, repeat this process going in the other direction. Close with a prayer for the students' joys and sorrows, for the birthday and other special event celebrants, as well as for the visitors.

* Prayer and Praise may be used at any time during the program.

2

BIBLE LESSON

Introducing the Bible Story

- YOU NEED:**
 three copies of Net Kids script (see p. 136)

The Net Kids

(Note: The *Net Kids* are an imaginative way to introduce the Bible story. If you prefer not to use this activity as a skit, read over the script yourself and introduce the lesson concept in your own words.)

You will need scripts for three students, simulated computers, and name tags and/or flags with the names of the Net Kids on them.

To introduce the Net Kids to your class, say:

The Net Kids are an imaginary international group of children ages 11-14 who communicate regularly through e-mail. Emiko and Darren met in a teen Christian chat room and found out that they were both Seventh-day Adventists. They then created a chat room for Adventist juniors and teens and the other four joined. They get together as often as they can through the Internet.

Ivan: 12-year-old boy Russia

Tendai: 12-year-old boy Zimbabwe

Emiko: 14-year-old girl Japan

Make three copies of the *Net Kids* script found at the back of this guide. Distribute to the students you have selected as early as possible. Allow practice time before using this activity.

Arrange the students and their “computers” at desks, or chairs turned around as desks if no desks are available. Have them tap as they read their part, to simulate typing at a computer keyboard.

Present the skit on page 136.

Debriefing

Ask: **What is a kingdom? Why would God’s kingdom be invisible? Today we will talk about how God’s kingdom and its secrets make us happy.**

Experiencing the Story

- YOU NEED:**
 Bibles

Ask someone to volunteer to read the Beatitudes, Matthew 5:3-12, aloud from the Bible. As the person reads, the rest of the class will give the thumbs-up sign for positive words or phrases and the thumbs-down sign for negative words or phrases.

Before beginning, have the students quickly scan through the text to decide which are thumbs-up words and which are thumbs-down words.

blessed (happy or fortunate)	up
poor in spirit	down
kingdom of heaven	up
mourn	down
comforted	up
meek	either
inherit the earth	up
hunger and thirst (for righteousness)	either
filled	up
merciful	up
mercy	up
pure in heart	up
God	up
peacemakers	up
children of God	up
persecuted	down
insult you	down
persecute you	down
falsely say evil against you	down
rejoice	up
be glad	up
reward	up

A discussion may ensue about whether certain words really are positive or negative. Allow about a minute for that discussion and then tell the students you will continue it later.

Debriefing

Go back to the Bible account. Read verse 3. Ask: **What do you hear Jesus telling us? How does Jesus see the poor? What does this verse tell us that the poor in spirit will gain? (heaven) How were Jesus’ words different from what the people had been taught?**

🔊 Because God loves us, we accept His values and share them with others.

3

APPLYING THE LESSON

YOU NEED:
 Bibles

Exploring the Bible

Have the students read Luke 6:17-26.

Find the similarities and differences between the two versions of the sermon.

Ask: **Why do you think there are two versions? Is it possible that Jesus gave this sermon (or any of them) more than once? Why or why not? Who was Jesus speaking to on the mountain, the unconverted, the undecided, or the firmly converted? What was He blessing, states of being (poor, in mourning, persecuted) or people? (people) Why?** (Because it is only people who realize their need of Jesus who really enjoy His blessings.)

Say:

🗣️ Because God loves us, we accept His values and share them with others.

YOU NEED:
 paper
 pencils

Scenarios

Working with a partner or in a group, have the students create scenarios in which the secrets of the invisible kingdom can be applied. The setting can be anywhere, such as home, school, church, or the sports field. Appoint a scribe to write the scenario on a slip of paper. Then let groups switch scenarios with each other. Each group will then role-play or explain how the attitudes of the invisible kingdom would help in the scenario they were given.

Debriefing

Ask: **Which is harder, to think of a way to apply the attitudes of the invisible kingdom or to have a scenario given to you? Why?**

Say: **Name other specific ways people your age can apply the attitudes of the invisible kingdom in the things you do every day. Remember:**

🗣️ Because God loves us, we accept His values and share them with others.

Accommodation for students with special needs

Place students with special needs in groups in which they would feel most comfortable participating according to their skills and strengths.

LESSON 3

4

SHARING THE LESSON

YOU NEED:

- Bibles

Kingdom of Heaven

Allow students to share with the class their experiences if they were able to do something kind for someone else during the past week as a way of letting their light shine for Jesus.

Have students sit in groups of three or four and share with each other some of the attributes listed in Matthew 5:3-12 that they have seen reflected in people they have met (i.e., meekness, longing for righteousness, purity of heart). Then have them think of one of these attributes that they are currently lacking and desire to achieve in their lives by God's grace. Have them share examples of how these attributes would be reflected in their lives. Once they know which of these spiritual attributes they need most, have them talk about how they will be meek, or peacemakers, or longing for righteousness, etc. Close with prayer, asking God to enable them to acquire these attributes as they prepare to inherit the kingdom of God.

Closing

Prayer and comments:

Ask God to help the members of this Sabbath School understand the qualifications of His invisible kingdom as they study and share more about them.

Reminder to parents:

Say: **Check out the student Bible study guide to find Parents' Pages for your use in family worship, or however you wish to use them to spiritually guide your children. You may listen to the podcast of the lesson online at www.juniorpowerpoints.org/podcast.php?channel=1.**

Coming up next week:

Say: **Love your enemies! We show God's love by loving others.**

Notes

Student lesson

The Invisible Kingdom

Has anyone ever said anything to you that made you think differently than you had ever thought before? How did that change your life? Imagine a boy your age being on the mountainside and listening to Jesus.

Shading his eyes from the sun, the boy scanned the crowd for his family.

Last night his father had told the family they were going to come and hear Jesus speak today. At last the boy saw them.

"I was afraid I wouldn't find you," he said to his mother.

"Me too. I can't believe how many people are here," Mother commented.

"I heard that Jesus was going to take charge of His kingdom today," said the boy.

"Sh-h-h," his sister said. "I think Jesus is ready to speak."

The boy looked around and saw many people. He could tell from their clothing and speech that some had come from as far away as Jerusalem. He even noticed some Pharisees in the group.

Turning his attention back to Jesus, he heard Him say that our behavior shows others whether we are a part of God's kingdom. Jesus helped His audience realize that they can do nothing of eternal value on their own. They needed to let God take control of everything in their life. By doing this they would find true happiness.

The boy thought, *I'd like to do that, but sometimes it is really hard.*

"Blessed are the poor in spirit, for

theirs is the kingdom of heaven," Jesus said. The boy thought of the people who don't know God. *Could they be the poor in spirit?* he wondered. *If Jesus says that theirs is the kingdom of God, I may need to share with them the real happiness I found in knowing God myself,* he thought.

The boy leaned over and whispered, "Father, does He mean I need to tell my friends about Him?"

"Not just friends, son," Father replied, "He also means strangers."

Their attention turned back to Jesus.

"Blessed are those who mourn, for they will be comforted. Blessed are the meek, for they will inherit the earth. Blessed are those who hunger and thirst for righteousness, for they will be filled."

"What does that mean?" the boy asked.

"It means," the father replied, "that wanting to be right with God is like you are hungry for food. You can never get enough of what God has to offer you.

Jesus continued to speak.

"Blessed are the merciful, for they will be shown mercy. Blessed are the pure in heart, for they will see God. Blessed are the peacemakers, for they will be called children of God."

The boy squirmed. He knew this meant that when his friends try to start an argument or a fight, he would have to do all he can to stop it. Did Jesus know he had a bad temper? He'd have to ask God to give Him the power to change that.

His attention was drawn back to what Jesus was saying next. "Blessed

are those who are persecuted because of righteousness, for theirs is the kingdom of heaven. Blessed are you when people insult you, persecute you and falsely say all kinds of evil against you because of me. Rejoice and be glad, because great is your reward in heaven" (Matthew 5:3-12).

The boy looked around the crowd. He could see some of the Pharisees and teachers of the law. They didn't look very happy. In fact, maybe they didn't really know God.

"You are the light of the world," Jesus told the crowd. "A town built on a hill cannot be hidden. Neither do people light a lamp and put it under a bowl. Instead they put it on its stand, and it gives light to everyone in the house. In the same way, let your light shine before others, that they may see your good deeds and glorify your Father in heaven." (Matthew 5:14-16)

The boy leaned over to his father again and said, "I want to be the kind of person Jesus is talking about. I want to be a part of His kingdom."

"You understand that you can't do it on your own, don't you?" asked Father.

"Yes. Jesus said God will give me the power to do it," replied the boy.

"And He will," said Father.

"According to Jesus, all you need is to open your heart for His kingdom and then to share it with others."

"Father, do you think I could be a prince in the kingdom?" the boy mused.

"I believe you already are," Father smiled.

KEY REFERENCES

- Matthew 5:1-16
- Luke 6:17-26
- *The Desire of Ages*, chap. 31, pp. 298-309
- *Thoughts From the Mount of Blessing*, chap. 2, pp. 6-44
- *The Bible Story* (1994), vol. 8, pp. 55-61
- Our Beliefs nos. 22, 11, 10

POWER TEXT

“In the same way, let your light shine before others, that they may see your good deeds and glorify your Father in heaven” (Matthew 5:16).

POWER POINT

Because God loves us, we accept His values and share them with others.



Sabbath

DO Do the activity on page 32.

Sunday

READ Read Matthew 5:1-5 and this week's story, "The Invisible Kingdom."

THINK Who are those who will inherit God's kingdom?

REVIEW Review the power text.

PRAY Ask God to set up His invisible kingdom in your heart.

Monday

READ Read Matthew 5:6-9.

REWRITE In your Bible study journal, write the qualifications for God's kingdom (verses 3-12).

REVIEW Review the power text.

PRAY Pray that you will have a hunger and thirst for God's kingdom.

Tuesday

READ Read Matthew 5:10-12.

THINK How can you rejoice when you are persecuted?

SING Sing a song that encourages you in tough times.

REVIEW Review the power text.

PRAY Ask God to give you the power to rejoice in His friendship when someone is treating you badly.

Wednesday

READ Read Matthew 5:13.

TASTE Find three salty foods and taste them. What would these taste like without salt?

THINK Why does God say we are like salt? How can we share the values of God's kingdom with others?

REVIEW Review the power text.

PRAY Ask God to give you the power to add "salt" to the lives of those around you.

Thursday

READ Read Matthew 5:1-16 and Luke 6:7-26.

COMPARE How are these passages alike or different?

CONTRAST What is the difference between Luke 6:20-22 and verses 24-26?

THINK Why do you think Jesus stated these ideas both ways (positively and negatively)?

REVIEW Review the power text.

PRAY Ask God to help you rejoice when others insult, hate, or reject you because you believe in Jesus.

Friday

READ Read Matthew 5:14-16.

LIGHT Turn on a flashlight in a darkened room. Hold it at floor level, then above your head. Which position sheds more light?

SHARE Let your light shine by doing something kind for someone else today.

SAV Say the power text from memory.

PRAY Ask God for even more opportunities to let your light shine.