



5

Community

We share God's love in our relationships.

POWER TEXT

"A friend loves at all times, and a brother is born for a time of adversity" (Proverbs 17:17).

KEY REFERENCES

- Luke 11:5-13
- *Thoughts From the Mount of Blessing*, chap. 6, pp. 130-134
- student story on page 62 of this guide.

OUR BELIEFS

- No. 10, The Experience of Salvation
- No. 22, Christian Behavior
- No. 14, Unity in the Body of Christ

OBJECTIVES

The students will:

- **Know** that to be a true friend means being a friend both when it is convenient and when it is not.
- **Feel** a desire to be a true friend in all circumstances.
- **Respond** by wanting always to be helpful to their friends.

Midnight Friend in Galilee



The Bible Lesson at a Glance

Jesus teaches His disciples with a story and an illustration. The story is about a friend asking to borrow bread in the middle of the night. Jesus also refers to a parent's willingness to give good things to his child. Both examples give a picture of God's willingness and readiness to give good gifts to us.

**Because God
loves us
at all times,
we are always
willing to
reflect His love
to others.**

This is a lesson about community.

When we help friends in need, whether it is convenient for us or not, we help spread God's love and build community. We want to be true friends at all times, regardless of the personal costs.

Teacher Enrichment

"In the east hospitality is a sacred duty; it was not enough to set before a man a bare sufficiency; the guest had to be confronted with an ample abundance. In the villages bread was baked at home. Only enough for the day's needs was baked.

"The late arrival of the traveler confronted the householder with an embarrassing situation, because his larder was empty and he could not fulfil the sacred obligations of hospitality. . . .

"The poorer Palestinian house consisted of one room with only one little window. . . . The room was divided into two parts . . . by a low platform. Two thirds of it were on ground level. The other third was slightly raised. On the raised part the charcoal stove burned all night, and round it the whole family slept, not on raised beds but on sleeping mats. Families were large and they slept close together for warmth. For one to rise was inevitably to disturb the whole family. Further, in the villages it was the custom to bring the livestock, the hens and the cocks and the goats, into the house at night.

"Is there any wonder that the man who was in bed did not want to rise?" (William Barclay, *The Daily Study Bible Series: The Gospel of Luke* [Philadelphia: Westminster Press], pp. 145, 146).

How am I uniquely gifted or equipped to reflect God's love to others? How willing am I to be a reflector of that love? Who is that reflector to me?


Welcome

Welcome students at the door and direct them to their seats. Ask them how their week has been. Encourage learners to study their Sabbath School lesson regularly, and use several minutes to debrief students on the previous week's lesson.



Ask: **What was the most interesting part of the Bible story? What activity did you find most helpful? Which activity was the most fun?**

Invite students to share their experiences and/or the handiworks they created for Sabbath School during the week.

(The leader should be familiar with the previous lesson to be able to direct the discussion.) This is also a good time to have students recite the power text.

Have students begin the readiness activity of your choice. 

Program notes

LESSON SECTION	MINUTES	ACTIVITIES	MATERIALS NEEDED
Welcome	Ongoing	Greet students at door. Ask about their week.	
1 Readiness	10-15	A. <i>Global Village</i> B. <i>Friendship Circle</i>	paper, art supplies sponge, beanbag, or cloth ball
 Prayer and Praise	15-20	See page 57. Prayer and Praise may be used at any time during the program.	songbooks, world map, pushpins, offering plate/basket
2 Bible Lesson	15-20	Introducing the Bible Story Experiencing the Story Exploring the Bible	Bible Bibles, white/chalkboard, markers/chalk
3 Applying the Lesson	10-15	<i>Scenarios</i>	cards with scenarios
4 Sharing the Lesson	10-15	<i>Wish You Were Here</i>	names and addresses of class members and/or church shut-ins; postcards or greeting cards with envelopes and stamps; markers or pens; art supplies
 Closing		A. Prayer and Closing Comments B. Reminder to Parents C. Coming Up Next Week	

LESSON 5

1

READINESS ACTIVITIES

Select the activity or activities that are most appropriate for your situation.

A

YOU NEED:

- paper, art supplies

Global Village

Tell students to imagine that they had the opportunity to enter a contest to create a poster advertising the initiative of a humanitarian organization. Say: **Suppose you turn on the news and hear about an art contest for a charitable organization that helps the poor around the world. The organization wants to raise funds for orphans living in several countries on the continent of Africa. The good news is that even if you cannot help financially, you can enter an art contest and create a poster for this initiative. Through your art people who can sponsor orphans would learn about the project. Ask: If you were given such an opportunity, what would you include on your advertisement?** (Listen to students' answers and creative ideas.). Show them a model of a poster you have created. Distribute materials and specify a timeframe for the activity.

Debriefing

Ask: **How do you respond when you hear about a need or a call for help in your community or in a remote area of the world? How can you make a difference?** (i.e., volunteer to help in the community)

Allow students who know the power text to say it either individually or in group:

"A friend loves at all times, and a brother is born for a time of adversity" (Proverbs 17:17).

Have the entire class repeat the power text together. Allow visitors and students who don't know it yet to read along. Affirm them for their effort. However, do not single out students by forcing everyone to say it, nor reprimand those who don't know it. Sabbath School is a place where students need to feel comfortable and accepted as they grow in God's grace.

Say: **Keep in mind that**

Because God loves us at all times, we are always willing to reflect His love to others.

Accommodations for students with special needs:

Allow students with special needs who experience difficulty with this activity to work with a partner who can assist them.

B

YOU NEED:

- sponge/beanbags/cloth ball

Friendship Circle

Have the students form a circle. Give one student a soft sponge or cloth ball, or a beanbag. That student will say a friend's name and some lesson they learned from a loving act that a friend did. The student then tosses the ball to another student, who also names a friend and something they have learned from that friend as a result of a loving act.

Continue this until everyone has had a turn. Be sure that each one tells what their friend's act of love was.

Debriefing

Ask: **How can you help others learn about God's love for them?** (Do acts of kindness.) **Why is it important to do this?** (To demonstrate God's love for us.)

If you have not done Readiness Activity A, review now with the students the power text, Proverbs 17:17, as outlined in the previous activity.

"A friend loves at all times, and a brother is born for a time of adversity" (Proverbs 17:17).

Say: **Remember that**

Because God loves us at all times, we are always willing to reflect His love to others.



Prayer and Praise

Notes

Fellowship

Report the students' joys and sorrows (pleased and troubled) as reported to you at the door (as appropriate). If they have given you permission, share one or two special items from students' Bible study during the week. Acknowledge any birthdays, special events, or achievements. Give a special, warm greeting to all visitors.

Suggested Songs

"We Are the Family of God" (*He Is Our Song*, no. 114)

"Family" (*He Is Our Song*, no. 119)

"Let Us Break Bread Together" (*The SDA Hymnal*, no. 403)

Mission

Use *Adventist Mission for Youth and Adults* (go to www.juniorpowerpoints.org and click on MISSION) or another mission report available to you. For the mission story, have a map of the world where the students can identify the location of the mission story and compare it to where they are. You could use pushpins to mark where the mission story takes place.

Offering

Say: **Our worldwide church is a community of believers.**

YOU NEED:

offering plate/basket

Belonging to a community involves participating in the group's events. We can support the goals or mission of our church by giving our offerings.

Prayer

Remember to acknowledge answers to prayer. Have the students form a group circle and pray short prayers.

* Prayer and Praise may be used at any time during the program.

2

BIBLE LESSON

Introducing the Bible Story

Ask: **What is your definition of a friend?** (Allow students to give different answers.) **Has any of your friends ever asked of you some favor that was very inconvenient to you? What was that?** (Accept students' answers.) **In our lesson for today Jesus teaches how we could relate to others in positive ways even when it is inconvenient to us. He also teaches about the importance of taking our needs to God in prayer. He listens to us anytime of the day or night. He never rejects us. Just like the man in Jesus' story, we can be persistent with God when we ask of Him things that are according to His will.**

Say:

🔊 Because God loves us at all times, we are always willing to reflect His love to others.

Experiencing the Story

YOU NEED:

Bible

Say: **I am going to read this week's story in Luke 11:5-13. You may follow along in your Bibles. Every time you hear the words "friend" or "ask" you are to say in unison: "A friend in need is a friend indeed!"** Read the story and let the students respond.

Debriefing

Explain what the householder had to go through to get the bread. Describe what his home would have looked like (use information from the Teacher Enrichment section of this lesson).

Ask: **What can we learn from this story about how we should approach God? What other response might the awakened man have given? How is the man's response like or unlike how God responds to us?** (The story was probably given as a contrast between how people respond to others and how God does.)

Say: **Let's say our power text together:**

"A friend loves at all times, and a brother is born for a time of adversity" (Proverbs 17:17).

Say: **Let's remember that**

🔊 Because God loves us at all times, we are always willing to reflect His love to others.

3

APPLYING THE LESSON

YOU NEED:

Exploring the Bible


Create two columns on a chalkboard or whiteboard. Label one A and one B. List the following texts in column A: John 15:13; Job 6:14; Proverbs 17:17; Proverbs 18:24; Proverbs 27:6. Have student volunteers find and read each passage. After each passage is read, discuss the characteristics of a friend mentioned in the verse. Have a scribe list in column B, next to the appropriate verse in column A, the characteristics your group discovers.

- Bibles
- whiteboard/chalkboard
- markers/chalk

Debriefing

Ask: **What friend do you have with these characteristics? Describe some of the things this friend does. In what way can we display these characteristics to others?**

Say:

 **Because God loves us at all times, we are always willing to reflect His love to others.**

Scenarios

Divide the students into groups. Give each group a card with one of the following situations written on it. Ask the groups to discuss their scenarios and come up with two solutions to the problem. When finished, they should appoint a spokesperson who will report the solutions to the class. The class will respond and may come up with additional solutions.

YOU NEED:

- small cards with scenarios written on them

A. *Your friend wants to borrow your favorite piece of clothing to wear to a banquet. You know this friend is careless with things. What will you do?*


B. *It's almost dinnertime. Your mother's friend has called to say she's an hour away and wants to stop by with three other friends to see your family. Your house is a mess, and you have only enough food for your family. What would you tell your mom to say?*

C. *A friend is using drugs and is stealing and lying to support the habit. This friend has run away from home and wants to stay at your house. What would you advise your parents to tell this friend?*

D. *You finally got your own room. And you have it just the way you want it. Your friend's family recently lost their home and everything in it in a fire. They have no insurance, so they can't afford to stay in a hotel. Your parents ask if you'll give up your room and bunk with your sibling for several months until the family can get enough money for another place to live. How will you feel? What will you say?*

Debriefing

Allow the students to give their reports and discuss other solutions. Be sure to point out, when appropriate, that giving someone what they *want* (not what they *need*) is not always the best way to reflect God's love to them. Close the discussion with the power point:

 **Because God loves us at all times, we are always willing to reflect His love to others.**

4

SHARING THE LESSON

YOU NEED:

- writing supplies
- art supplies
- envelopes
- postage

Wish You Were Here

Allow students to talk briefly about their experiences if they had a chance to call a friend during the past week.

Also if they created and shared a friendship bookmark with a friend, or have invited someone for dinner have them share their stories.

Provide names and addresses for Sabbath School or church members who do not attend regularly. Provide writing and art supplies.

Say: **I have** _____ (paper, postcards, greeting cards) **here that we can address to** _____ (names and addresses you have provided).

As I pass them around, I would like you to write a short greeting saying you missed them and sign your name. If you want to draw a small picture, we have some art supplies for you to use.

🔊 Because God loves us at all times, we are always willing to reflect His love to others.

Closing

Prayer and closing comments:

Ask God to help each of the Sabbath School members to practice being friends at all times, because of God's example, and through His power.

Reminder to parents:

Say: **Check out the student Bible study guide to find Parents' Pages for your use in family worship, or however you wish to use them to spiritually guide your children. You may listen to the podcast of the lesson online at www.juniorpowerpoints.org/podcast.php?channel=1.**

Coming up next week:

Say: **Jesus touches a leper! God wants us to show compassion to those in need.**

Notes

Student lesson

Midnight Friend in Galilee

Has a friend ever awakened you when you were in a deep sleep or interrupted you when you were working on an important assignment? How did you respond? Jesus told a story about such a situation. Imagine it happened like this.

Thud! Thud! Thud!
A boy rolled over on his mat and tried to block out the noise.

Thud! Thud! Thud!
There it was again! *It's the middle of the night! Who could be at the door?* he wondered.

Thud! Thud! Thud!
"OK, OK," he heard his father mumble. "I'm coming."

The son could see the tiny flicker of lamplight as his father stepped across the other family members' sleeping mats and made his way to the door.

"Who's there?" Father asked groggily.

"It's me," his father's friend said in a loud whisper.

Father opened the door. "What's wrong?" he asked, concern in his voice.

"I've had unexpected visitors come to my house. Since my wife has been ill, she hasn't been to the market. I didn't have time to go either. Could I borrow three loaves of bread?"

"You need three loaves of bread in the middle of the night?" Father asked.

"I know," his friend replied. "But these friends have traveled a long way. Their children are hungry. Please, can't you give me three loaves of bread?"

Father sighed. "I'll wake up the entire family trying to find things."

"Please. I have nowhere else to turn," the friend pleaded.

"OK," Father finally said. "I'll see what I can find."

The young man could hear his father looking for the bread.

"Oof!" Father exclaimed.

The son could just imagine his father stubbing his toe! He crawled out of his bed mat, being careful not to wake his younger brother.

"Here's the bread," Father said just as his son came up. "Now let a weary man get back to his warm bed."

"Thank you, my friend," the midnight visitor said as he took the bread. "I knew I could count on you. Good night."

"Good night," Father replied.

Turning around, Father was startled to see his son standing beside him.

"So we managed to wake the entire household after all," Father groaned.

"No. I think I'm the only one who is awake," his son reassured him. "I'm surprised someone would come over in the middle of the night, though."

"I'm not," his father said with a chuckle.

"He and I have known each other since we were babies. Part of being a friend is being available when it's convenient and even when it's not. He's my friend, and he knew that he could come and wake me up."

"And you could go to him some-

time if you really needed help," his son interjected.

"I wouldn't even have to think twice about it," said Father. "As with you, if you asked me for bread, I wouldn't give you a rock."

"It kind of reminds me of something Jesus said when we heard Him the other day," the son recalled.

"What's that?" his father asked.

"Well, Jesus said, 'Ask and it will be given to you; seek and you will find; knock and the door will be opened to you. For everyone who asks receives; the one who seeks finds; and to the one who knocks, the door will be opened'" (Luke 11:9, 10).

The boy turned to his father questioningly. "Do you think that means He'd give me anything I want?"

"Would you give your friends anything they wanted?" his father replied.

"No. I'd have to decide whether it was what they really needed, I guess," the boy said.

"I believe that is how it is with God," his father answered. "There is a big difference between needs and wants. If He gave us everything we wanted, it might not be best for us."

"Being a true friend takes a lot of hard work, doesn't it?" the son asked.

"That's right," his father encouraged him. "But if you are a good friend, you are always willing to reflect God's love."

KEY REFERENCES

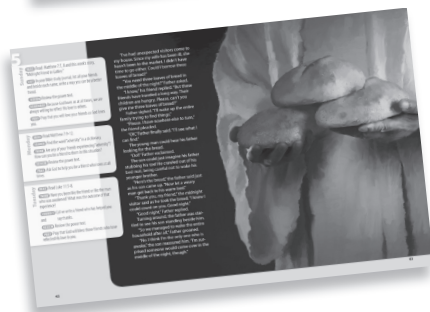
- Luke 11:5-13
- *Thoughts From the Mount of Blessing*, chap. 6, pp. 130-134
- Our Beliefs nos. 10, 22, 14

POWER TEXT

“A friend loves at all times, and a brother is born for a time of adversity” (Proverbs 17:17).

POWER POINT

Because God loves us at all times, we are always willing to reflect His love to others.



Sabbath

DO Do the activity on page 46.

Sunday

READ Read Matthew 7: 7, 8 and this week's story, “Midnight Friend in Galilee.”

LIST In your Bible study journal, list all your friends and beside each name, write a way you can be a better friend.

REVIEW Review the power text.

REMEMBER Because God loves us at all times, we are always willing to reflect His love to others.

PRAY Pray that you will love your friends as God loves you.

Monday

READ Read Matthew 7:9-12.

SEARCH Find the word “adversity” in a dictionary.

THINK Are any of your friends experiencing “adversity”? How can you be a friend to them in this situation?

REVIEW Review the power text.

PRAY Ask God to help you be a friend who loves at all times.

Tuesday

READ Read Luke 11:5-8.

THINK Have you been like the friend or like the man who was awakened? What was the outcome of that experience?

CONNECT Call or write a friend who has helped you and say thanks.

REVIEW Review the power text.

PRAY Pray that God will bless those friends who have reflected His love to you.

Wednesday

READ Read Luke 11:9-13.

CREATE Make an acrostic using the word ASK. Put it where you will see it.

THINK Have your parents ever given you the opposite of what you asked for? Why do you think they did? How did you respond? Were you comfortable with your response?

REVIEW Review the power text.

PRAY Ask God to help you give generously to others.

Thursday

READ Read John 15:12-17

SEARCH Find the word “friend” or “friendship” in a Bible concordance. Find and read the texts.

LIST List characteristics of friendship you find in the texts.

THINK How can you have these characteristics?

REVIEW Review the power text.

PRAY Pray that you will have the characteristics of a friend. Thank God for His example.

Friday

READ Read Luke 11:5-13.

CREATE Make special friendship bookmarks for friends who have helped you. Write the power text on them.

SHARE Mail them to your friends, or invite the friends to dinner and give the bookmarks to them then.

SAY Share the power text from memory.

PRAY Ask God to help you love others unconditionally.

**A-lways
S-hare
K-indness**