



12

Grace

We need God's love.

POWER TEXT

"For the Lord himself will come down from heaven, with a loud command, with the voice of the archangel and with the trumpet call of God, and the dead in Christ will rise first" (1 Thessalonians 4:16).

KEY REFERENCES

- John 11:1-44
- 1 Thessalonians 4:13-18
- *The Desire of Ages*, chap. 58, pp. 533-536
- *The Bible Story* (1994), vol. 9, pp. 22-27
- student story on page 132 of this guide.

OUR BELIEFS

- No. 25, The Second Coming of Christ
- No. 26, Death and Resurrection
- No. 9, The Life, Death, and Resurrection of Christ

OBJECTIVES

The students will:

- **Know** that Lazarus died the first death and will be raised again at Christ's second coming.
- **Feel** assured that they, too, will be raised at Christ's second coming.
- **Respond** by getting excited about the Second Coming.

A Resurrection Promise



**Jesus gives
us new life
today and for
eternity.**

The Bible Lesson at a Glance

As Jesus comes to Lazarus's tomb, He calls for the stone to be removed. Martha objects, but Jesus reminds her to believe and see the glory of God. The people clearly view Lazarus's wrapped corpse as Jesus prays. His prayer affirms His claim to Sonship with God and demonstrates confidence in the Father's response.

This is a lesson about grace.

The ultimate goal of God's grace is to give us back the forever life that Adam lost when he sinned. Life is God's crowning gift; it comes to us with Jesus when we accept Him. Eternal life begins now. The resurrection of Jesus is our guarantee of resurrection life. The resurrection of Lazarus was a foretaste of our resurrection

Teacher Enrichment

"Though He was the Son of God, yet He had taken human nature upon Him, and He was moved by human sorrow. His tender, pitying heart is ever awakened to sympathy by suffering. He weeps with those that weep, and rejoices with those that rejoice" (*The Desire of Ages*, p. 533).

"He saw the suffering and sorrow, tears and death, that were to be the lot of men. His heart was pierced with the pain of the human family of all ages and in all lands. The woes of the sinful race were heavy upon His soul" (*ibid.*, p. 534).

"What human power can do divine power is not summoned to do. God does not dispense with man's aid. He strengthens him, cooperating with him as he uses the powers and capabilities given him [or her]" (*ibid.*, p. 535).

"[Jesus'] resurrection is the type and pledge of the resurrection of all the righteous dead. 'For if we believe that Jesus died and rose again, even so them also which sleep in Jesus will God bring with him' (1 Thess. 4:14, KJV)" (*ibid.*, p. 786).


How can I celebrate the resurrection in my life today? How has Jesus strengthened me? How does my perspective change when I focus on Jesus' coming back to take me home with Him forever?

Welcome



Welcome students at the door and direct them to their seats. Ask them how their week has been. Encourage learners to study their Sabbath School lesson regularly, and use several minutes to debrief students on the previous week's lesson.

Ask: **What was the most interesting part of the Bible story? What activity did you find most helpful? Which activity was the most fun?** Invite students to share their experiences and/or the handiworks they created for Sabbath School during the week.

(The leader should be familiar with the previous lesson to be able to direct the discussion.) This is also a good time to have students recite the power text.

Have students begin the readiness activity of your choice. 

Program notes

LESSON SECTION	MINUTES	ACTIVITIES	MATERIALS NEEDED
Welcome	Ongoing	Greet students at door. Ask about their week.	
1 Readiness	10-15	A. <i>Resurrection Exclamations</i> B. <i>Resurrection Towers</i>	sticky notes/paper, pens/pencils, white fabric/bed sheet stackable items such as wooden blocks, empty tissue boxes, books, rocks.
 Prayer and Praise	15-20	See page 127. Prayer and Praise may be used at any time during the program.	songbooks, world map, pushpins, offering plate/basket
2 Bible Lesson	15-20	Introducing the Bible Story Experiencing the Story Exploring the Bible	photocopies of John 11:1- 44, NIV; two scarves (optional), red cloth, white fabric/bed sheet, brown grocery bag Bibles
3 Applying the Lesson	10-15	<i>Scenario</i>	
4 Sharing the Lesson	10-15	<i>Resurrection Reading</i>	Bibles, art supplies OR puppets, table, musical instruments, etc.
 Closing		A. Prayer and Closing Comments B. Reminder to Parents C. Coming Up Next Week	

LESSON 12

1

READINESS ACTIVITIES

Select the activity or activities that are most appropriate for your situation.

A

Resurrection Exclamations

Give students sticky notes or pieces of paper as well as pencils or pens. Say:

Imagine yourself in Lazarus’s place; Jesus has just raised you, and the bandages over your face have been unwrapped. How might you express your thankfulness for what Jesus has done for you? What might you exclaim? Write your exclamations on the sticky notes/pieces of paper.

Say: **I need a volunteer to come up and be wrapped in white fabric** (bedsheet). Accept a volunteer, perhaps another adult. Once the volunteer is wrapped in the white fabric, the students may stick their handwritten notes on the person wearing the white cover. Give students a few minutes to complete the activity.

Debriefing

Stand beside the wrapped person and say, **I hope you don’t mind standing for a little while, because we are going to save you for the Bible story. Although we often think of death as something sad, there is a bright side to this—with God, there always is a bright side! Death is not the end; there’s a resurrection coming.** Allow students who know the power text to say it either individually or as a group:

“For the Lord himself will come down from heaven, with a loud command, with the voice of the archangel and with the trumpet call of God, and the dead in Christ will rise first” (1 Thessalonians 4:16).

Have the entire class repeat the power text together. Allow visitors and students who don’t know it yet to read along. Affirm them for their effort. However, do not single out students by forcing everyone to say it, nor reprimand those who don’t know it. Sabbath School is a place where students need to feel comfortable and accepted as they grow in God’s grace.

Say: **Now get this:**

🔊 Jesus gives us new life today and for eternity.

YOU NEED:

- sticky notes/paper
- pens/pencils
- white fabric/bed sheet

B

Resurrection Towers

You need something to stack to make a tower, such as wood blocks or empty tissue boxes, or books, or rocks.

Ask the students to form groups of four or five people. (Small church: students work in pairs, or as one group.) Place a stack of building materials in the center of the room. Say: **The object of this activity is to see how tall a tower you can build in two minutes and 25 seconds. Before you can come take a block, someone in your group must name someone they look forward to seeing in the resurrection. Just as fast as you think of someone, come get a block and add it to your tower. Are you ready? Go!** When time is up, or when the first tower topples, call time and ask the groups to count their blocks. Commend the winners. Ask: **Did any group name Jesus?** (If they did, ask if they named Him first.) Say together John 11:25, 26. **Think of Jesus at Lazarus’s tomb. He, the Resurrection and the Life, is standing there waiting to raise Lazarus. And everyone is crying. Let us not make the same mistake, OK?** If time allows build another tower, this time naming things that will make our lives better in the resurrection.

Debriefing

If you have not done Readiness Activity A, review now with the students the power text as outlined in activity A.

“For the Lord himself will come down from heaven, with a loud command, with the voice of the archangel and with the trumpet call of God, and the dead in Christ will rise first” (1 Thessalonians 4:16).

Ask: **Who are the dead in Christ?** (Those who have put their trust in Jesus.) **So if we have given our lives to Jesus we can believe with assurance that**

🔊 Jesus gives us new life today and for eternity.

YOU NEED:

- wooden blocks OR
- empty tissue boxes OR
- books OR
- rocks



Prayer and Praise

Notes

Fellowship

Report the students' joys and sorrows (pleased and troubled) as reported to you at the door (as appropriate). If they have given you permission, share one or two special items from students' Bible study during the week. Acknowledge any birthdays, special events, or achievements. Give a special, warm greeting to all visitors.

Suggested Songs

- "Spirit Song" (*He Is Our Song*, no. 72)
- "For God So Loved the World" (*He Is Our Song*, no. 43)
- "Special Delivery" (*He Is Our Song*, no. 51)
- "Come Away" (*He Is Our Song*, no. 74)
- "He's Alive Again" (*Praise Time*, no. 31)

Mission

Use *Adventist Mission for Youth and Adults* (go to www.juniorpowerpoints.org and click on MISSION) or another mission report available to you. For the mission story, have a map of the world where the students can identify the location of the mission story and compare it to where they are. You could use pushpins to mark where the mission story takes place.

Offering

YOU NEED:

Say: **As you bring up your offering, tell God in your heart that this is one way you want to help tell the world about Jesus.** offering plate/basket

Prayer

Say: **God, we love You so much and we just want to tell You what You mean to us.** Pause a moment. Invite students to say just a sentence or two each. Then continue: **God, we have let You down, and we are sorry.** Invite the students to tell God what they are sorry about. **God, we have some special joys and we bring them to You now.** Allow students to share their joys. Finally ask them to tell their needs and concerns in a similar way. Pray for the students' joys and sorrows, for the birthday and other special event celebrants, as well as for the visitors. Close by saying: **Lord, You know what is on our hearts. Thank You for taking these burdens for us. Be at the center of our thoughts today and always. Amen.**

* Prayer and Praise may be used at any time during the program.

2

BIBLE LESSON

Introducing the Bible Story

Say: **Today we conclude our study of John 11. What stands out most vividly in your minds from the story about Lazarus’s death and Jesus’ response to the sad sisters? (Allow time for responses.) What has been most meaningful to you personally these past three weeks? (Encourage responses.) Let’s have a dramatic review of this important chapter.**

Experiencing the Story

Ahead of time, photocopy John 11:1-44 from the NIV so that the direct conversation will appear with quotation marks. In your copy, underline or highlight the parts spoken by each character. You will cue the students when it is their turn.

YOU NEED:

- photocopies of John 11:1-44, NIV
- two scarves (optional)
- red cloth
- white fabric/bed sheet
- brown grocery bag

The scarves are for head coverings for Mary and Martha; the strip of red cloth is to be fastened over the shoulder and around Jesus; Lazarus is already wrapped in white fabric/bed sheet from Readiness A; the brown grocery bag is to be opened out and a large circle cut out to represent the huge rock to be rolled from the entrance to the tomb.

Ask for volunteers to be (a) Mary, (b) Martha, (c) Jesus, (d) a stagehand (holds the brown “rock”), (e) the disciples (half the class), (f) the mourners (the other half of the class), and (g) Thomas.

Bring the volunteers to the front of the room. Lazarus is already up front, wrapped in white fabric/bed sheet; the stagehand holds the “rock” in front of Lazarus. Instruct all the characters to listen and act according to the story as it unfolds. Begin reading at verse 1. Do not read any portion that is between quotation marks, but pause for the appropriate character to read it. After verse 44 is read, have several volunteers read out loud the content on the sticky notes that were placed on “Lazarus.” Then the volunteers will remove the white fabric from Lazarus.

Say: **The story is not quite finished. Ellen White tells us that everyone gathered around the tomb “at first speechless with amazement.” Then rejoicing and thanksgiving break out. “The sisters receive their brother back to life as the gift of God.” Tearfully they thank Jesus. And while everyone is rejoicing, “Jesus withdraws from the scene. When they look for the Life-giver, He is not to be found” (The Desire of Ages, p. 536).**

Debriefing

Ask: **How do you feel about this story?** (Wait for responses.) **What was the saddest part for you?** (Accept their responses.) **What do you think was the saddest part for Jesus?** (That they were crying when He was there; that they forgot about Him when they were rejoicing; that some of them still didn’t believe.) **What is there in this story for us to rejoice over? We rejoice because**

 **Jesus gives us new life today and for eternity.**

3

APPLYING THE LESSON

YOU NEED:

□ Bibles

Exploring the Bible

Say: **There is good news for us in the story of Lazarus's resurrection. Let's try to find answers to the following questions:**

1. What can you do so that Jesus will raise you as He did Lazarus? Ask someone to find and read John 5:24. (Eternal life is for "whoever hears . . . and believes.") **You can't do anything to make Him love you more; you can't do anything to make Him love you less. Just believe and take Him at His word.**

2. How do God's people know they will be resurrected? Have someone reread John 5:24. (Because when we accept Jesus we have eternal life now; we have "crossed over from death to life.")

3. When is the resurrection? Have someone find and read 1 Thessalonians 4:16, 17. (At the Second Coming)

4. But how long will we have to wait for the Second Coming? Have someone find and read Revelation 22:7. ("Look I am coming soon!")

5. What if people sin again and death returns? Have someone find and read Revelation 21:4. (Death, mourning, crying, and pain will be no more.)

Debriefing

Ask: **What does the Bible tell us about resurrection at the Second Coming?** (Jesus comes in the clouds to raise the dead and to gather the faithful who are alive, not because we earned it or deserve it, but because the whole point of giving us Jesus is so we can live forever, without pain or death.) Say: **Jesus comes for those who believe in Him and have asked Him into their lives. Remember,**

🔊 Jesus gives us new life today and for eternity.

Scenario

Say: **Your friend Daniel is not sure that he wants Jesus to come soon. When you ask him why, he just shrugs. Why do you think Daniel is not excited about a soon-coming Savior?** (He may not be ready; he may think it will be no fun; he may be afraid to go without his family; etc.) Ask: **What could you say to help Daniel realize that this is something he doesn't want to miss?** (Help Daniel know Jesus as his friend; tell Daniel about heaven; show him Revelation 21 and 22; tell him about resurrection life.)

Debriefing

Ask: **How do you feel about Jesus coming soon?** (Do not press them to respond; instead share your joy in the blessed hope.) **What excites you about living forever? What difference will it make in your life to have Jesus as your personal friend and Savior? If you would like to receive Jesus, please stay after class and talk to me. And if you have received Him, let's start making plans for heaven, knowing that we will be there.**

🔊 Jesus gives us new life today and for eternity.

Say: **So let's be glad!**

4

SHARING THE LESSON

YOU NEED:

- Bibles
- art supplies OR puppets
- table
- musical instruments

Resurrection Reading

Invite students to tell if they had the opportunity to share with someone who is grieving the promise found in 1 Thessalonians 4:13-18 during the past week.

Ask students to find the description of the resurrection in 1 Thessalonians 4:13-18. Tell them that you would like them to create a dramatized reading of this passage to illustrate the experience described in these verses.

(Depending on what you have available, you could provide art supplies, or puppets, a “turned-over-table” stage, simple musical instruments for sound effects, etc.)

Have students work together in several small groups, depending on the size of your Sabbath School. Be sure that no group of students is left without the assistance of a creative student or adult.

Allow time for planning, implementing, and practice of whatever presentations are created. Allow a few minutes for each group to present their dramatized reading.

Debriefing

Say: **What if you could really see Jesus in the air, as you can see the sun in the sky; how would you feel?** (glad, don’t know) **How would you like to be sailing up through the air, knowing that you are perfectly safe?** (positive) **What if your best friend is just ahead of you, saying “Come on, let’s see if we can touch the cloud of angels”?** (Some will be enthusiastic.) **You cannot imagine the fun things you can explore on the way. And it can all be yours; just ask Jesus. It comes with resurrection life. And what do we know about that?**

🔊 Jesus gives us new life today and for eternity.

Today is Global Youth Day!

Closing

Prayer and closing comments:

Repeat with the students the power text once again. Ask God to help your students think of heaven and to fill them with a desire to be there. Assure students again that

🔊 Jesus gives us new life today and for eternity.

Reminder to parents:

Say: **Check out the student Bible study guide to find Parents’ Pages for your use in family worship, or however you wish to use them to spiritually guide your children. You may listen to the podcast of the lesson online at www.juniorpowerpoints.org/podcast.php?channel=1.**

Coming up next week:

Say: **Simon carries the cross. When we help those in need in our community, we show them God’s love.**

Notes

Student lesson

A Resurrection Promise

Did you hear about the man in New York City who offers to sell the Brooklyn Bridge to a rich tourist? When the tourist can't decide if he wants to buy, the man adds the Titanic to the deal! Of course, it's a hoax. Doubters say the resurrection is a hoax too. Yet Lazarus's resurrection proves the contrary.

Mary kneels at Jesus' feet sobbing. Mourners who have followed her are also weeping. A great sadness settles upon the Master; He begins to weep. He weeps for the sisters who cannot understand what He is about to do. He weeps for all people everywhere, past, present, and future, who grieve. He weeps for the doubting Pharisees who pretend to mourn but who will soon plot to kill both Jesus and the newly resurrected Lazarus. He sees clearly that their rejection of Him ensures their forever death after the judgment. So Jesus weeps.

"See how He loved him!" some of the Jewish leaders murmur, thinking that Jesus is just missing His friend.

Then Jesus gets up and moves toward the tomb. He stands outside the cave in which Lazarus's body has been lying for four days. Earlier this day Jesus has claimed to be "the Resurrection and the Life." Meanwhile He has promised that someone who believes in Him will live, even though they die. He has

prepared the people for a miracle.

Scanning the crowd of people who have now all gathered expectantly, we see the sad sisters, Mary and Martha, beside Jesus. Around them stand Jesus' disciples. Sad relatives and proud Pharisees surround them. Confidently Jesus waits to resurrect His friend, but the weeping and wailing have taken center stage.

A hush falls over the mourners as the crowd looks toward Jesus.

"Take away the stone," He says.

Martha's mouth drops open; her eyes widen in horror. "But, Lord" she gasps, "by this time there is a bad odor, for he has been there four days." The thought of putting the decomposing body on view humiliates Martha. For a moment her pride stands in the way of Jesus and the blessing she most desires.

"Did I not tell you that if you believe, you will see the glory of God?" Jesus gently reminds her.

So they take away the stone. And Jesus lifts His face toward God. "Father," He says, "I thank You that You have heard Me. I knew that You always hear Me, but I said this for the benefit of the people standing here, that they may believe that You sent Me."

The Pharisees, some of whom were standing there at the tomb, have accused Jesus of using Satan's power to heal. Besides, they did not believe that

Jesus was God's Son. This resurrection will prove that His claims were true.

Everyone can clearly see the cold, silent form lying there. Nobody questions whether or not Lazarus is dead. Nobody moves a muscle. Then Jesus stands tall, His face glowing with light from heaven.

"Lazarus, come out!" He calls loudly. The crowd waits breathlessly, not wanting to miss anything. A shudder of life stirs the body in the cave. Suddenly Lazarus stands at the door of the cave, wrapped tightly from head to toe.

"Take off the grave clothes and let him go," Jesus says, giving the onlookers a chance to help. (See John 11:36-44)

As the bandages come away, Lazarus, strong and healthy, gazes into the eyes of his Lord and friend and smiles. Suddenly the crowd erupts in celebration. The sisters call their thanks to Jesus and turn to welcome Lazarus, their dear brother who was brought back to life. Jesus slips quietly away. When they look for the Life-giver, He is gone.

Is resurrection a hoax? Just as surely as Lazarus was raised, and because Jesus died and was raised, in Jesus we have the assurance of salvation, of resurrection, and of an eternal life with Him.

KEY REFERENCES



- John 11:1-44;
- 1 Thessalonians 4:13-18
- *The Desire of Ages*, chap. 58, pp. 533-536
- *The Bible Story* (1994), vol. 9, pp. 22-27
- Our Beliefs nos. 25, 26, 9

POWER TEXT

“For the Lord himself will come down from heaven, with a loud command, with the voice of the archangel and with the trumpet call of God, and the dead in Christ will rise first” (1 Thessalonians 4:16).

POWER POINT

Jesus gives us new life today and for eternity.



Sabbath

DO Do the activity on page 89.

Sunday

READ Read John 11:38 and this week's story, "A Resurrection Promise."

REVIEW Review the power text and think about its meaning.

THINK What difference does it make in your life that Jesus is coming to take you home with Him forever?

WRITE Write your answers in your Bible study journal.

PRAY Ask God to help you believe in His promise of resurrection and eternal life.

Monday

READ Read John 11:39-44.

THINK What did Martha do that could have prevented Jesus from raising Lazarus (verse 39)? What was Martha failing to remember (verse 25)?

REVIEW Review the power text.

PRAY Thank God for His resurrection power.

Tuesday

READ Read John 5:24-27.

THINK Which verse strengthens your faith in Jesus and in the promise of resurrection and eternal life?

ASK Ask an adult to explain to you verse 24.

DO Soak a dry bean seed in water overnight and be prepared to examine it tomorrow.

REVIEW Review the power text.

PRAY Ask God to take your heart and water it with faith and love.

Wednesday

READ Read John 5:28, 29.

THINK What two groups of people does John say will be resurrected? What is the difference between these two groups?

OBSERVE Check the bean you soaked. Remove the skin and divide the bean. What sign of future life do you see?

REVIEW Review the power text.

PRAY Ask God to give you the assurance of eternal life.

Thursday

READ Read 1 Thessalonians 4:16, 17.

THINK When do the saints who died go to heaven?

SHARE Share with someone the resurrection promise.

REVIEW Review the power text.

PRAY Ask God to keep you faithful until He comes.

Friday

READ Read Revelation 21:4.

PLAN Plan a special sunset worship.

DO While a family member reads 1 Thessalonians 4:13-18, use puppets to illustrate the words of this passage.

SING Sing "Jesus Is Coming Again" (*The Seventh-day Adventist Hymnal*, no. 213). Think about the time that the graves will open at Jesus' command.

SAV Review the power text from memory.

PRAY Pray that your family will be ready to meet Jesus when He returns to take us home.