

LESSON



Come to My House

SERVICE

We serve by giving to others.

References

Acts 16:6–15; *The Acts of the Apostles*, pp. 211, 212, 218.

Memory Verse

“Come and stay at my house” (Acts 16:15, NIV).

Objectives

The children will:

Know that when they accept Jesus’ love, they will want to show His love to others.

Feel a desire to make new friends.

Respond by inviting people to their home.

The Message



We serve God when we take care of others.

Getting Ready to Teach

The Bible Lesson at a Glance

Saul is now called Paul. He goes from place to place sharing the word of God with others. Paul, Silas, Timothy, and others travel to Philippi to share the gospel. Lydia, a wealthy woman who sells purple cloth, listens to Paul tell about Jesus and becomes a Christian. She invites the men to stay at her home while they are preaching in her town. Lydia

serves God by caring for Paul’s needs and the needs of others.

This is a lesson about service.

Lydia served God as she helped God’s chosen servant Paul and his helpers. We serve God when we help His servants today—the pastor, church school teacher, Christian leader, or other members in our church. We serve

SEVEN

Program Outline			
LESSON SECTION	MINUTES	ACTIVITIES	MATERIALS NEEDED
Welcome	ongoing	Greet students at door; hear pleased/troubled	none
1 Readiness Activities	up to 10	A. <i>The Color Purple</i> B. <i>Planning a Trip</i>	various types of purple cloth, clear cups, water, red and blue food coloring, red and blue crayons, paper map of Paul's journeys; suitcase; items to take on a trip: clothes, toothbrush, map, etc.; bag
* Prayer and Praise*	up to 10	See page 73. *Prayer and Praise may be used at any time during the program.	
2 Bible Lesson	up to 20	Experiencing the Story	Bible-times felts (optional), purple cloth
		Bible Study	Bible
		Memory Verse	Bible
3 Applying the Lesson	up to 15	A. <i>Taking Care</i> B. <i>Blessing Others</i>	guest speaker <i>Little Voices Praise Him</i> songbook
4 Sharing the Lesson	up to 15	<i>Welcome Friends</i>	Welcome Friends door hanger pattern (see p. 145), heavy light-purple paper, scissors, craft materials

God when we take care of others.

Teacher Enrichment

"God's Spirit can only enlighten the understanding of those who are willing to be enlightened. We read that God opened the ears of Lydia, so that she attended to the message spoken by Paul. To declare the whole counsel of God and all that was essential for Lydia to receive—this was the part Paul was to act in her conversion; and then the God of all grace exercised His power, leading

the soul in the right way. God and the human agent cooperated, and the work was wholly successful" (*The Seventh-day Adventist Bible Commentary*, Ellen G. White Comments, vol. 6, p. 1062).

How does God use you in the teaching and conversion of children? Will you make this a priority in your time with Jesus this week?

Room Decorations

See Lessons 1 and 5. Add some purple cloth somewhere in the room.

Teaching the Lesson

Welcome

Welcome children at the door. Ask how their week has been—what they are pleased/troubled about. Ask if they are preparing to bring or have brought something for the community service project (if applicable). Encourage them to share any experiences from last week's lesson study. Have them begin the readiness activity of your choice.

1

Readiness Activities

Select the activity most appropriate for your situation.

A. The Color Purple

You Need:

- various types of purple cloth
- clear cups of water
- red and blue food coloring
- red and blue crayons
- paper

Have children feel the different textures of purple cloth. With your supervision allow the children to experiment with making the color purple by dropping and mixing red and blue food coloring into the clear cups of water. They can also make the color purple by coloring red on top of blue on white paper.

Debriefing

Allow responses as you ask: **How many of you like the color purple? How many of you knew how to make the color purple? Did you know that in the time of Jesus and Paul purple was a very important color?** Say: **It was the color worn by kings and queens and people who ruled the land. Today we are going to hear a story about a woman who made and sold purple cloth.**

We will learn how she took care of others. Our message is:



We serve God when we take care of others.

Say that with me.

You Need:

- map of Paul's journeys
- suitcase
- items to take on a trip: clothes, toothbrush, map, etc.
- bag (see activity)

B. Planning a Trip

Say: **We are planning a trip today from Troas to Philippi in Macedonia.** Ask: **What is the first thing we need to do?** (Get a map to figure out how to get there.) **What would happen if we did not know where we were going?** (Use the map to show children Troas and Philippi in Macedonia.) **What do you think is the fastest way to get there?** (With no car or plane, the fastest way would be by boat.) **What do you need to pack to take on the trip?** (As the children respond, pull things they mention out of a bag; then pull out items they don't mention. Have them pack and hold the suitcase.)

Debriefing

Say: **The trip from Troas to Philippi in Macedonia is about 125 miles, or 200 kilometers. That is like going from our church to** (name a place children are familiar with). **That is a long way.** Ask: **How would you like to go on a long trip like that? How would you like riding in a boat for many days? Where do you like to stay at the end of a trip?**

Say: **Today we are going to hear another story about Paul. He traveled a long way and met a woman named Lydia. We will learn how Lydia helped others. Our message is:**



We serve God when we take care of others.

Say that with me.

PRAYER AND PRAISE

**Fellowship**

Report the students' joys and sorrows (pleased and troubled) as reported to you at the door (as appropriate). Allow time for sharing experiences from last week's lesson study and review the memory verse. Acknowledge any birthdays, special events, or achievements. Give a special, warm greeting to all visitors.

Suggested Songs

"I Want to Be Like Jesus" (*Little Voices Praise Him*, no. 194)

"Giving" (*Little Voices Praise Him*, no. 285)

"Blessings" (*Little Voices Praise Him*, no. 302)

"I Will Use My Hands for Him" (*Little Voices Praise Him*, no. 303)

"Kind Lips" (*Little Voices Praise Him*, no. 310)

Mission

Say: **We are now going to hear a story about people from another part of the world. Listen to see who takes care of others.**

Use a story from *Children's Mission*.

Offering

Say: **The money we give today helps to take care of others who need to hear about Jesus.**

Prayer

Have the children repeat after you: **Dear Jesus, help us to look for people who need help. Please help us to take care of them. Amen.**

*Prayer and Praise may be used at any time during the program.

2

Bible Lesson**Experiencing the Story****You Need:**

- Bible-times felts (optional)
- purple cloth

If available, use felts to tell the story. Have the children say "She sells purple cloth" each time you say "Lydia."

Read or tell the story.

I want to tell you a story about Paul. Paul used to be called Saul. Do you remember him from last week? Do you remember how Jesus changed his heart from hating Jesus to loving Him? Paul loved Jesus so much that he traveled many miles telling people about Him.

Today we will hear about how Paul met a woman named **Lydia** [Children say: "She sells purple cloth."]. **Lydia** [Children say: "She sells purple cloth."] had a business. She sold purple cloth, like this cloth I am holding. This is the color of cloth that kings and queens used to wear.

One night Paul had a dream from God that he should go to Macedonia. That is where **Lydia** [Children say: "She sells purple cloth."] lived! Paul and his friends Silas, Timothy, and Luke traveled by boat. They were on the boat for five days. When they got to Philippi, they took a walk beside a river. This was the first time **Lydia** [Children say: "She sells purple cloth."] met Paul.

Lydia [Children say: "She sells purple cloth."] was meeting with some women friends by the river to worship and pray. Paul saw her and her women friends. Some preachers would not have paid any attention to a group of women. Many people in those days thought women were not important at all. But Paul knew better. He knew that Jesus loved **Lydia** [Children say: "She sells purple cloth."] and her women friends just as much as He loves men.

Paul visited with **Lydia** [Children say: "She sells purple cloth."] and her friends. He told them about Jesus and His love for everyone. The women were happy to learn about Jesus, God's Son, who had died for everyone's sins. Everyone in **Lydia's** [Children say: "She sells purple cloth."] family was baptized.

Lydia [Children say: "She sells purple cloth."] invited Paul and his friends to stay at her house while they were visiting and teaching in her town. The men were grateful to have a place to stay. Lots of people came to know about Jesus while Paul was there. **Lydia** [Children say: "She sells purple cloth."] served God by helping to take care of Paul and his friends. She was happy to help them as they told others about Jesus.

Debriefing

Allow responses as you ask: **How did Lydia learn about Jesus? How do you think Lydia and the other women felt when they heard Paul tell about Jesus?**

Where did Paul and his friends stay in Philippi? (at Lydia's house)

What do you think about Lydia?

Why did she invite the men to stay at her house? Do we have to be rich to invite people to stay at our house? (No, we do not need a big house to help people.)

Why did Paul and his friends go to Philippi? (God told them to.)

Whom did Lydia take care of?

Whom did Paul help? Whom can you help? Let's say our message together:



We serve God when we take care of others.

Bible Study

You Need:
 Bible

Open your Bible to Acts 16:6–15. Point to the text and say: **This is where today's**

story is found in the Bible. Read the verses aloud, paraphrasing as necessary.

Debriefing

Allow response time as you ask:
Where did Lydia live? (in Philippi)
What kind of cloth did she sell? (purple)
Who told Lydia about Jesus? (Paul)
What did Lydia do when she learned about Jesus? (She was baptized.)
How did Lydia serve God? (She invited Paul and his friends to stay at her home.)

Do you ever have people stay at your house? Do you have people come for a meal? What else can your family do to help others? Remember . . .



We serve God when we take care of others.

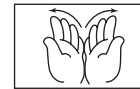
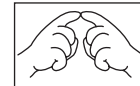
Memory Verse

Turn to Acts 16:15 and say: **This is where we find our memory verse in God's Word, the Bible.** Read the text aloud. **"Come and stay at my house."**

Then proceed to teach the memory verse as outlined below.

You Need:
 Bible

- Come and stay** Move hand toward chest.
- at my** Point to self.
- house.** Put fingertips together to make a "house roof."
- Acts 16:15** Palms together, then open.



3

Applying the Lesson

A. Taking Care

You Need:

- guest speaker

Invite someone from your church to talk about what they do and to ask the children to do something to help them (music person: ask the children to sing; deacons: children tidy up the pew before leaving; community service: bring something to share with needy families, etc.).

Say: **Lydia helped Paul by giving him a place to stay. We have lots of people who do things to help in our church. Today** (insert name and job) **has come to tell us about his or her work in our church.**

Debriefing

Say: **Thank you, (name), for coming to our Sabbath School.** Ask questions relevant to the job described. **What can we do to help (name)? Let's say our message together:**



We serve God when we take care of others.

B. Blessing Others

You Need:

- Little Voices Praise Him* songbook

Say: **Let's sing together a song about serving others.** Sing "Blessings" (*Little Voices Praise Him*, no. 302).

Allow responses as you ask: **How can we take care of others as Lydia did?** (Talk with people who are new and don't have any friends. Invite new people over to play or to share a meal.)

Do you know of anyone who does not have a friend or is new in our church family? How can you take care of them? (Be their friend, share with them.)

Have the children look around the room. **Is there anyone new here today?** (If there is, have the children welcome them and say they are glad the visitor is there. If not, talk about welcoming visitors or new members in the future.)

Debriefing

Say: **Being friendly, inviting new people to your house, and playing with people who do not have someone to play with are ways we can help take care of others. God wants us to serve others in these ways. Let's say our message together:**



We serve God when we take care of others.

4

Sharing the Lesson**Welcome Friends****You Need:**

- Welcome Friends door hanger pattern (see p. 145)
- heavy light-purple paper
- scissors
- craft materials

In advance, make a copy of the Welcome Friends door hanger (see page 145) on heavy light-purple paper for each child. Distribute craft materials, and have the children decorate and cut out their door hanger. Tell them they can hang them on their front door or bedroom door when someone comes to visit.

to your home for a Sabbath visit. Then you can show them the door hanger you made, and that will help them to feel welcome.

Your door hanger can also remind you to be friendly and take care of others.

Ask: **Can you think of whom you would like to invite to visit you? Whisper it in your teacher's ear. What are you going to do this week?** (Make plans with parents to invite someone to their house.) Say: **Let's say our message together one last time:**

Debriefing

Ask: **Do you like inviting people to your house?** Say: **Talk to your parents about inviting someone**



We serve God when we take care of others.

Closing

Remind the children of your continuing community service project and the part they are playing (what to bring in, etc.). Send the letter to parents home with those children who were not present the past two weeks. Pray: **Dear Jesus, help us to serve You by taking care of others. Amen.**

STUDENT LESSON

Come to My House

References

Acts 16:6–15;
*The Acts of the
 Apostles*, pp. 211,
 212, 218

Memory Verse

“Come and stay
 at my house”
 (Acts 16:15,
 NIV).

The Message

We serve God
 when we take
 care of
 others.

Do you like to visit other people’s homes? Do you like to have people come to your house? When Lydia found out about Jesus, she invited some new friends to stay with her. It may have happened like this:

Paul’s eyes popped open. “Hey, you sleepyheads!” he called to his friends Silas, Timothy, and Luke. “Get up! We are going to Macedonia!”

Silas and Timothy and Luke rubbed their sleepy eyes. “Where did you say we are going?” Timothy asked.

“God gave me a vision last night,” Paul explained energetically. “I saw a man who begged me to come to Macedonia and teach the good news about Jesus in his country.”

Paul and his friends boarded a big sailboat. It was a long way to Macedonia, but God sent strong winds to push the boat along quickly. After five days the boat docked in Macedonia. Paul and his friends walked to a big, busy, important city named Philippi. On Sabbath they hiked along the river. They had heard that some people met beside the river every Sabbath to pray and worship together.

As they walked along they saw a group of women. Many people in those days thought women were not important at all. But Paul knew better. He knew that Jesus loves everyone: men and women.

The men sat down to visit with the women. And the women were thrilled

to hear what Paul and his friends had to tell them. The women already believed in and worshiped the God of heaven. And now they learned about God’s Son, Jesus.

The women understood and believed the wonderful message they


heard. “I want to be baptized,” Lydia exclaimed. “And then I want to go home and tell everyone this good news!” So she and her family were baptized.

Lydia was a rich businesswoman. She sold very expensive purple cloth, the kind that kings and queens used in those days. “Would you like to come and stay in my home while you

are teaching in Philippi?” Lydia asked Paul and his friends.

Lydia knew that Paul and Timothy and Silas and Luke were serving God by coming to her country and telling her people about Jesus. Lydia wanted to serve God by helping to take care of Paul and his friends while they were there.

Paul and Silas and Timothy and Luke preached in Philippi for many days. Many people believed the good news about Jesus and were baptized because of the work of the four missionaries and the care Lydia gave them.



Do and Say

Sabbath

Each day this week, read the lesson story, and review the memory verse:

Come and stay. Move hand toward chest.

at my. Point to self.

house. Put fingertips together to make a "house roof."

Acts 16:15 Palms together, then open.

Sunday

Help your child invite a friend home to play, or invite someone to dinner. Let your child hang their Welcome Friends door hanger on your front door before their guests arrive.

Ask: What do others do to take care of you? What can you do to take care of others?

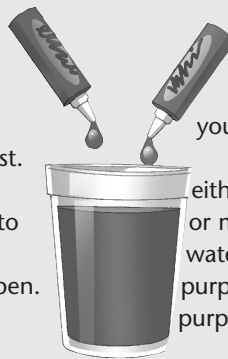
Monday

Read together Acts 16:6–15. Ask: How did Lydia help Paul and his friends? How did Paul help Lydia? Do you need a big house to have people visit you?

Consider taking your child to your Community Services center to help this week. Collect things for your Sabbath School's community service project to take on Sabbath.

Tuesday

Talk about how to treat a guest. Have your child practice by greeting a family member at the door. (Teach your child whatever is appropriate in your culture.)



Wednesday

Find and count all the purple things in your home or neighborhood.

Have your child make the color purple by either coloring red crayon over blue crayon or mixing red and blue food coloring in some water. Talk about how kings and queens wore purple clothing. If possible, wear something purple today.

Thursday

Sing the following to the tune of "With Jesus in the Family". "When friends come to see us, happy, happy home." Use friends' names. Look at a Bible map, and show your child where Paul traveled. Pretend you are Paul traveling, and take a walk around your house or neighborhood.

Friday

Set the table for supper tonight using purple napkins or tablecloth. Serve at least one purple food or drink.

Sing a sharing song together.

Help your child use props to tell the story (box for a boat, purple for Lydia's clothes, etc.) during family worship.

