


# LESSON



## Shipwrecked

### SERVICE

We serve by giving to others.

#### References

Acts 27:13–28:10; *The Acts of the Apostles*, pp. 442–446.

#### Memory Verse

“Encourage one another and build each other up” (1 Thessalonians 5:11, NIV).

#### Objectives

##### The children will:

**Know** that God wants us to think positive and encouraging thoughts.

**Feel** compassion for people in trouble.

**Respond** by encouraging others in difficult situations.

#### The Message



We serve others when we encourage them.

## Getting Ready to Teach

#### The Bible Lesson at a Glance

Paul and others are in a terrible storm aboard a ship. God sends an angel to comfort and encourage Paul. Paul shares the angel’s news that none on the ship will lose their lives. Paul encourages others to eat some food, and again tells them they won’t die. The ship runs aground, but all reach shore safely. On Malta the islanders show kindness by building a fire to warm them. Publius, the chief of Malta, invites the people to his home. He takes care of them for

three days. Paul heals Publius’s father and others who are sick.

#### ***This a lesson about service.***

God used Paul to encourage and bless others in times of trouble. We too can encourage and bring blessings to others in distress and ill health. We can serve God by our encouraging words and actions.

#### **Teacher Enrichment**

“The soldiers saw that while endeavoring to reach land it would be impos-

# NINE

Program Outline			
LESSON SECTION	MINUTES	ACTIVITIES	MATERIALS NEEDED
<b>Welcome</b>	ongoing	Greet students at door; hear pleased/troubled	none
<b>1 Readiness Activities</b>	up to 10	A. <i>Cardboard Boat</i> B. <i>Healthy Choices</i>  C. <i>Stormy Water</i>	cardboard boxes, craft materials things good for sick people: soup, blankets, healthy food, vitamins, bandages, water, etc.; items not good for sick people: sweets, etc. basin or large pan, small plastic boats, vinegar, baking soda, shakers (optional)
<b>* Prayer and Praise*</b>	up to 10	See page 93. <b>*Prayer and Praise</b> may be used at any time during the program.	adhesive bandages, marker, poster board
<b>2 Bible Lesson</b>	up to 20	Experiencing the Story	box boats from Readiness Activity A or sheet or masking tape, umbrellas, spray bottles for rain, blankets or towels, wood for fire, male voice of Paul
		Bible Study	Bible
		Memory Verse	Bible
<b>3 Applying the Lesson</b>	up to 15	<i>Encouraging Words</i>	chalkboard or white board (optional), chalk or marker (optional), building blocks (optional)
<b>4 Sharing the Lesson</b>	up to 15	<i>Encouragement Boats</i>	*walnut shell halves (optional), or Folding Boat directions (see p. 147), or paper (optional), markers

\*Be aware of any nut allergies and adjust accordingly.

sible for them to keep their prisoners in charge. Every man would have all he could do to save himself. Yet if any of the prisoners were missing, the lives of those who were responsible for them would be forfeited. Hence the soldiers desired to put all the prisoners to death. The Roman law sanctioned this cruel policy, and the plan would have been executed at once, but . . . Julius the centurion knew that Paul had been instru-

mental in saving the lives of all on board, and, moreover, convinced that the Lord was with him, he feared to do him harm. . . . When the roll was called, not one was missing" (*The Acts of the Apostles*, p. 445).

How do you encourage and support others?

### Room Decorations

See Lesson 6.

# Teaching the Lesson

## Welcome

Welcome children at the door. Ask how their week has been—what they are pleased/troubled about. Ask if they brought anything for the community service project. Encourage them to share any experiences from last week’s lesson study. Have them begin the readiness activity of your choice.



## Readiness Activities

Select the activity most appropriate for your situation.

### A. Cardboard Boat

#### You Need:

- cardboard boxes
- craft materials

You will need one box for every three to four children to sit in. Tell the children the boxes are their boats. Have them decorate/color them with whatever craft materials you have available. You can use these for Experiencing the Story.

#### Debriefing

Allow responses as you ask: **What are boats used for? Have you ever been on a boat? Do you like riding on boats? Why? What would it be like if you were on a boat in the middle of a storm?** (frightening, exciting, worried whether the boat was OK) Say: **Our Bible story today is about people on a ship in a bad storm and how someone encouraged them. Today’s message is:**



We serve others when we encourage them.

Say that with me.

### B. Healthy Choices

#### You Need:

- things good for sick people (soup, blankets, healthy food, vitamins, bandages, water, etc.)
- items not good for sick people (sweets, etc.)

Display items (or use pictures). Have the children separate those things that are good for sick people from those that are bad for sick people. Let all participate.

#### Debriefing

Hold up items one at a time. Allow responses as you ask: **Why is this good (or bad) for you? Which of these would you give to someone who is sick? How can you help someone who is sick?** Say: **Our Bible story today is about someone who encouraged people on a boat not to be afraid, and about how he encouraged sick people by helping them get well. Today’s message is:**



We serve others when we encourage them.

Say that with me.

### C. Stormy Water

#### You Need:

- basin or large pan
- small plastic boats
- vinegar
- baking soda
- shakers (optional)

Fill the pot or large pan with vinegar. Have the children float their boats. Give them shakers of baking soda, and tell them to sprinkle it on the “water” like rain. The soda will react with the vinegar to create a simulated storm.

#### Debriefing

Ask: **Have you ever ridden in a boat? How did you like it? What would it be like if you were on a boat in a storm? If you were scared, what would you do?** (pray, hold on tight, look for mom or dad) Say: **Our Bible story today is about people in a terrible storm, and**

**how someone encouraged them. Today’s message is:**



We serve others when we encourage them.

**Say that with me.**

## PRAYER AND PRAISE



#### Fellowship

Report the students’ joys and sorrows (pleased and troubled) as reported to you at the door (as appropriate). Allow time for sharing experiences from last week’s lesson study and review the memory verse. Acknowledge any birthdays, special events, or achievements. Give a special, warm greeting to all visitors.

#### Suggested Songs

- “I Want to Be Like Jesus” (*Little Voices Praise Him*, no. 194)
- “I Will Use My Hands for Him” (*Little Voices Praise Him*, no. 303)
- “Jesus Loves the Little Children” (*Little Voices Praise Him*, no. 309)
- “Kind Lips” (*Little Voices Praise Him*, no. 310)
- “You’ve Got to Tell” (*Little Voices Praise Him*, no. 315)

#### Mission

Use a story from *Children’s Mission*.

#### Offering

Say: **Our offerings encourage others to know about Jesus.**

#### Prayer

Ask the children to name someone they know who is sick. Write the name of a sick person on an adhesive bandage, and give it to a child. Have the children stick the bandages on a poster board/prayer board as a reminder to pray for others. Ask Jesus to be with those who are sick.

\*Prayer and Praise may be used at any time during the program.

#### You Need:

- adhesive bandages
- marker
- poster board

## 2

## Bible Lesson

## Experiencing the Story

## You Need:

- box boats from Readiness Activity A or sheet or masking tape
- umbrellas
- spray bottles for rain
- blankets or towels
- wood for fire
- male voice of Paul

*Tell the children they are going to pretend they are taking a boat trip with Paul. In a large group, have some children be the storm; in a small group, let a teacher be the storm. Have children get inside the box boats they made (Readiness Activity A), or sit on the sheet, or sit on the floor in an area that you have outlined with masking tape to represent the boat.*

## Read or tell the story.

Paul was traveling on a big boat with more than 200 other passengers when a bad storm began. The ship rocked back and forth, back and forth. *[Have a child or teacher shake the boat or sheet.]* It began to rain, harder and harder. *[Have children in the boat put up an umbrella, and have a teacher spray water on the umbrella.]* All the people in the boat were afraid; they thought the boat would break apart and they would surely drown! *[Have children act afraid.]* For 14 days the storm raged. The people in the boat did not eat during all that time.

*[(Voice of Paul shouting above the storm:) "Please! You have been without food all these days; you must eat! You need strength! Do not be afraid. An angel told me last night that God will save all who are in the boat, but we will crash on an island. I trust God. He has promised to save all of us."]*

The boat got closer and closer to land. Suddenly it hit some land, and the big waves smashed against it and broke the boat to pieces. *[Have the children get out of the boats; tear the box boats to pieces. Have*

*each child hang on to a piece as if they were floating.]* The water was very cold. Everyone held on to a piece of the boat and floated to land. When they reached shore, they were cold and wet. People who lived on the island came to help them. They built a fire so people from the boat could get dry and warm. *[Have the children gather around a pile of sticks, and wrap blankets/towels around them. Have them shiver as if they are cold and wet.]* They gave them food and dry clothes.

As Paul was gathering sticks of wood for the fire, a poisonous snake called a viper bit him on his arm. Paul quickly shook his arm and the snake fell into the fire. The people were sure Paul would die, but he didn't.

The leader of those people was Publius. A kind man, he took Paul to his home and cared for him for three days. Paul learned that Publius's father was very sick. He went to the sick man and prayed for him. *[Have one child be the sick person; have the other children gather around and put hands on him/her. Pray that the person will get better. Have the "sick" child stand after the prayer.]* Publius's father was healed—he got well. Many people heard that Paul had helped Publius's father, and they came to Paul too. Paul was happy to tell them about Jesus and about God's healing power. He prayed for all the sick people, and God made them well.

Paul encouraged many people during that time. He encouraged the people on the boat. And he encouraged and helped the people on the island. God wants us to encourage and pray for others too.

## Debriefing

Allow responses as you ask: **Who was on the boat? How do you think they felt when the storm**

lasted so long? What did an angel tell Paul? What did Paul say to encourage the people? Whose message was it?

Why did Paul ask God to heal Publius's father? Did Paul's prayers for healing Publius's father and others give them encouragement? (yes) Do you think the other people wanted to know more about God because of the encouragement Paul gave to them? Remember our message? Let's say it together:



We serve others when we encourage them.

### Bible Study

Open your Bible to Acts 27:13–28:10.

#### You Need:

Bible

Point to the text and say: **This is where today's story is found in the Bible.** Read

selected verses aloud, paraphrasing as necessary.

### Debriefing

Allow responses as you ask: **Why were the people on the boat afraid?** (The storm was bad; they thought the boat would sink.) **What did Paul say the angel told him?** (Everyone would be safe; they would crash on an island.) **What did Paul do when he was on the island?** (He prayed for sick people, and God healed them.) **Who was kind to Paul and the others? Who invited Paul to stay at his home?** (Publius)

Say: **Paul encouraged the people. God wants us to encourage people too. Remember . . .**



We serve others when we encourage them.

### Memory Verse

Turn to 1 Thessalonians 5:11 and say: **This is where we find our memory verse in God's Word, the Bible.** Read the text aloud. **"Encourage one another and build each other up."** Then proceed to teach the memory verse as outlined below.

#### You Need:

Bible

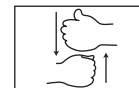
**Encourage one another**

Point to others one at a time.



**and build each other**

Pound fists together as if hammering.



**up.**

Raise hands upward.



**1 Thessalonians 5:11**

Palms together, then open.



## 3

**Applying the Lesson****Encouraging Words**

Allow responses as you ask:

**You Need:**

- chalkboard or white board (optional)
- chalk or marker (optional)
- building blocks (optional)

**What does the word “encouraging” mean? Do encouraging words make you feel good or bad?**

**Can you think of encouraging words that you’ve heard people say or that you have said? Say: Tell me some, and we will build a tower. Just like our memory verse says that encouraging words build people up, we’re going to build up a tower.**

Either write the words on a chalkboard or white board, and draw a block or brick for each word to make a tower, or when a child tells you an encouraging word(s), have them add a block to the building block tower (good job; well done; keep trying; you’ve almost got it; don’t worry, I’ll help you; that looks great; don’t be afraid; Jesus will take care of you, etc.).

**Debriefing**

Allow responses as you ask: **How do encouraging words sound to you? Do you like it when people say encouraging words to you? Why?**

Say: **We can serve God and others when we encourage them or do something to help them. Everyone likes to be encouraged, especially those who are in trouble or sick.**

**Encouragement brings happiness and peace to others. It can give others strength and comfort. Being encouraging shows others that you care about them and that God loves them too. Let’s say our message together again:**



**We serve others when we encourage them.**

## 4

**Sharing the Lesson****Encouragement Boats****You Need:**

- \*walnut shell halves (optional)
- directions for folding boat (see p. 147)
- paper (optional)
- markers

\*Be aware of any nut allergies and adjust accordingly.

Give the children either an empty walnut shell half or a piece of paper to make a boat. They can color the walnut shell with markers. Or help them fold the paper to make a simple paper boat. (See directions on page 147.)

**Debriefing**

Allow responses as you ask: **What does your boat remind you of?** (the boat Paul was on)

Say: **Take your boat home, and share it with someone this week. Tell them that Paul encouraged the people on the boat by telling them that they didn't need to be afraid—that God would save them. And you can tell them that Paul brought encouragement to the sick people by asking God to heal them.**

**This week, look for ways you can encourage others by your words or actions. Let's say our message together one last time:**



We serve others when we encourage them.

**Closing**

Tell the children that the community service project you participated in is now complete. Ask: **Do you think your gifts will be an encouragement to** (name people benefiting from your project)? Give them words of praise for helping, and tell them that their gifts will be an encouragement to those who receive them.

In a closing prayer, ask God to help all to remember to say encouraging words to others who are in trouble or sick this week.



## STUDENT LESSON

# Shipwrecked

## References

Acts 27:13–28:10;  
*The Acts of the  
 Apostles*, pp.  
 442–446

## Memory Verse

“Encourage one another and build each other up” (1 Thessalonians 5:11, NIV).

## The Message

We serve others when we encourage them.

*Have you ever been on a boat? Was the water calm or choppy? Paul and his friends were on a boat in a bad storm, and something terrible happened.*

The wind howled and screamed. The rain poured down. Waves pounded against the ship. And the ship rocked and tipped dangerously. All the people on board were certain the boat would sink and they would all drown. All but Paul, that is.

Paul stood before the people. “Last night my God sent an angel to me,” he shouted over the storm. “‘Do not be afraid,’ the angel said. ‘God will save you and all the other people sailing with you.’”

“I trust in God,” Paul declared. “Everything will happen as His angel told me. But we will crash on an island.”

On the fourteenth night of the storm the sailors sensed that the ship was near land. They threw their anchors overboard, hoping that would keep the ship from running into the rocky shore. As everyone waited anxiously for daylight Paul said, “You have not eaten in all these days! Please eat something! You will need your strength. Remember, we will all be saved!” Then Paul began to eat, so everyone ate, and they felt better.

When daylight finally came, the sailors tried to steer the ship to the shore, but it ran into the ground and got stuck. Then huge pounding waves broke the boat apart.

Some people swam to shore. Others clung to pieces of wood that had broken off the boat and used them to paddle to-

ward the beach. All 276 people from the ship reached the shore safely.

Many of the friendly people who lived on the island built big fires on the beach to warm the survivors. While Paul helped gather wood for the fire, a poisonous snake, called a viper, bit his arm. Paul quickly shook his arm



and the snake fell into the fire. The people were sure Paul would die, but nothing happened.

Publius, the chief ruler of the island, invited Paul and some others to his house and cared for their needs. During the three days he stayed with Publius, Paul learned that Publius's father was very sick. Paul laid his hands on him and asked God to heal him, and Publius's father was healed.

The news of the healing flashed around the island, and people brought their sick to Paul. Paul prayed for each sick person, and the Lord healed every one of them.

The friendly people who lived on the island of Malta blessed the shipwrecked travelers by taking care of them. And God blessed the people of Malta, who were really serving Him when they showed kindness to the travelers.

We can show kindness to others too. We can serve God every day by helping people in need and by praying for them.

# Do and Say

## Sabbath

Each day this week, read the lesson story, and review the memory verse:

- Encourage one . . . .** Point to others one at a time.
- and build . . . . .** Pound fists together as if hammering.
- each other**
- up. . . . .** Raise hands upward.
- 1 Thessalonians . . .** Palms together, then open.
- 5:11**

## Sunday

Encourage your child to share the boat they made in Sabbath School with someone this week and tell them how Paul encouraged people on the boat. (Or draw a picture of a boat, and share it.)

## Monday

We need five servings of fruit and vegetables a day. Count how many servings you have had today.

Using blocks during worship, build an “encouragement” tower by adding a block when someone says something encouraging to someone.



## Tuesday

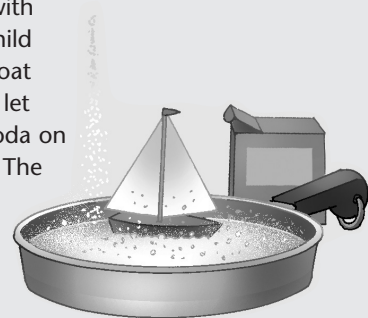
Read together Acts 27:13–28:10. Ask: Why were the people on the boat afraid? How do you think they felt after Paul talked to them? What did Paul tell them?

How did Paul encourage the sick people on the island?

Collect bandages and other items around the house, and talk about how to take care of a sick person. Let your child practice caring for you.

## Wednesday

Fill a pot or pan with vinegar. Have your child float a small plastic boat on the vinegar. Then let them shake baking soda on the “water” like rain. The soda will react with the vinegar to create a “storm.” Remind them of the storm Paul was in on the boat.



Pray for the safety of people as they travel today.

## Thursday

Begin a list of encouraging words or actions with your child. Each time your child hears and/or sees something encouraging this week, add it to the list.

Sing helping songs; then ask Jesus to help you say only encouraging words.

## Friday

Act out the story. Have your child get in a box and rock it back and forth during the storm.

Look at the list of encouraging words/actions you started on Wednesday and count them. How many times was someone encouraged?