


LESSON



God's Messengers

GRACE

God's grace is His gift to us.

References

Matthew 1:18–25; Luke 1:26–38; 2:8–14; *The Desire of Ages*, pp. 43–48.

Memory Verse

"The angels . . . serve God and are sent to help" (Hebrews 1:14, ICB).

Objectives

The children will:

Know that God sends angels to care for them because He loves them.

Feel unafraid because the angels are with them.

Respond by thanking God for His gift of angels.

The Message



God sends angels to help us.

Getting Ready to Teach

The Bible Lesson at a Glance

An angel visits Mary to tell her that she will have a special baby called Jesus. The angel also visits Joseph to tell him about Mary and the baby, and says His name shall be Jesus. Later, many angels visit the shepherds and tell them that Jesus has been born in Bethlehem.

This is a lesson about grace.

Because God loves us, He sends an-

gels to comfort us, protect us, guide us, and give us messages. Angels are one of God's gifts to us.

Teacher Enrichment

"I have seen the tender love that God has for His people, and it is very great. I saw angels over the saints with their wings spread about them. Each saint had an attending angel. If the saints wept through discouragement,

TEN

| Program Outline | | | |
|---|----------|---|---|
| LESSON SECTION | MINUTES | ACTIVITIES | MATERIALS NEEDED |
| Welcome | ongoing | Greet students at door; hear pleased/troubled | none |
| 1 Readiness Activities | up to 10 | A. <i>Good News!</i> B. <i>Like an Angel</i> | paper, tape or staples, crayons index cards or 8½" x 11" paper (A4), marker, props (see p. 103), teddy bears and dolls |
| * Prayer and Praise* | up to 10 | See page 107. *Prayer and Praise may be used at any time during the program. | Angel pattern (see p. 148), paper, scissors, tape |
| 2 Bible Lesson | up to 20 | Experiencing the Story | masking tape, large white T-shirts (optional) |
| | | Bible Study | Bible |
| | | Memory Verse | Bible |
| 3 Applying the Lesson | up to 15 | <i>Where Does My Angel Go?</i> | none |
| 4 Sharing the Lesson | up to 15 | <i>Angel Stick</i> | Angel pattern (see p. 148), lightweight white card stock, scissors, glue, craft sticks, glitter, craft supplies |

or were in danger, the angels that ever attended them would fly quickly upward to carry the tidings, and the angels in the city would cease to sing. Then Jesus would commission another angel to descend to encourage, watch over, and try to keep them from going out of the narrow path; but if they did not take heed to the watchful care of these angels, and would not be comforted by them, but continued to go astray, the angels would look sad and weep. They would bear the tidings upward, and all the angels in the city would weep, and then with a loud voice say, 'Amen.' But if the saints fixed their eyes upon the prize before them and glorified God by

praising Him, then the angels would bear the glad tidings to the city, and the angels in the city would touch their golden harps and sing with a loud voice, 'Alleluia!' and the heavenly arches would ring with their lovely songs" (*Early Writings*, p. 39).

Upon what are your eyes fixed today? Do you trust that Jesus has you in His loving care through whatever this day holds?

Room Decorations

Leave the desert scene from Lesson 10, but also create a stable, and start to create a manger scene. Put soft toy animals around an empty manger. Silhouettes are very effective. Hang a large star.

Teaching the Lesson

Welcome

Welcome children at the door. Ask how their week has been—what they are pleased/troubled about. Encourage them to share any experiences from last week's lesson study. Have them begin the readiness activity of your choice.

1

Readiness Activities

Select the activity most appropriate for your situation.

A. Good News!

You Need:

- paper
- tape or stapler
- crayons

Let each child decorate a letter-sized sheet of paper. Then have them make a megaphone by rolling the sheet of paper into a cone and taping or stapling it.

Say: **When we have good news, what kind of voice do we use to tell other people? Do we whisper?** (whisper very quietly) **Or do we speak loudly?** Say: **Let's use our megaphones to spread the good news about Jesus.**

Have the children say: Jesus loves me; I love Jesus; Jesus is coming to take me to heaven; etc.

They may also use their megaphones to do a relay race. Have the children form a line. The first person at the beginning of the line will quickly walk with their megaphone at their side to another point in the room, hold up their megaphone, shout their good news about Jesus, then walk quickly back to their line. Repeat the process until each child has had a turn.

Debriefing

Allow responses as you ask: **Why do we use a loud voice when we are telling good news?**

Say: **In our Bible story today the angels were special messengers with good news. They sang their loudest to spread some good news about Jesus.**

Ask: **What would you think if you saw an angel? What do angels do?** (They help people in trouble, bring messages to people, protect us.)

Say: **Each of us has an angel with us all the time. That's our guardian angel—a special angel who watches over us everywhere we go. Angels do important work for God, and they are a gift to us from Him. Today's message is about angels:**



God sends angels to help us.

Say that with me.

B. Like an Angel

In this activity, children take on the role of an angel. Have a few dolls or stuffed toys available. Ahead of time on paper, print the following: Messenger Angel; Helper Angel; Protector Angel; Comforter Angel. The child chooses a paper but might need help with reading or explaining what is on it. The child then takes a stuffed toy or doll and acts the role of the angel that is on the paper. You may have other props as well such as a car: the Protector angel has to save the “child” or a Band-Aid; the Comforter angel has to comfort the “child” who is hurt.

Debriefing

Say: **Our Bible story today is about angels. These angels brought good news about Jesus.**

Ask: **What would you think if you saw an angel? What do angels do?** (They help people in trouble; bring messages to people.)

Say: **Each of us has an angel with us all the time—our guardian angel, a special angel who watches over us wherever we go. Angels do important work for God, and they are a gift to us from Him. Today’s message is about angels:**



God sends angels to help us.

Say that with me.



NOTE: Prayer and Praise appears on page 107.

You Need:

- index cards or 8½" x 11" paper (A4) folded in two
- marker
- teddy bears and dolls
- props that relate



Bible Lesson

Experiencing the Story

You Need:

- masking tape
- large white T-shirts (optional)

On the floor, tape a starting line and a finishing line, or use a wall as the finishing line. Dress the children as angels, using large white T-shirts as angel robes. The children are to stand behind the starting line, and at the appropriate time in the story, when you say "Go," they are to "fly" to the finishing line, then rush back to wait for their new task.

Read or tell the story.

The angels were so excited! They knew that the Jewish people had waited a long time for this special time. And finally the time was now.

"Go!" [point to the finishing line] God said.

The angel Gabriel hurried to the earth to a little town called Nazareth, and a very special young woman named Mary.

"Hello, Mary." Gabriel spoke softly. "The Lord has blessed you and is with you." Mary was very, very surprised and confused! She had never seen an angel before.

"Don't be afraid, Mary; God is pleased with you," Gabriel continued.

"You will have a baby," Gabriel announced. "And you will name Him Jesus. He is the Son of God."

After Gabriel finished explaining things, Mary said, "Let it be as you have said." Then Gabriel quickly returned to heaven.

"Go!" [point to the finishing line] God said again. "It is time to talk to Joseph."

A beautiful angel appeared to Joseph in a dream. "Take Mary for your wife," the angel said. "She will have a son, and you will name the baby Jesus. He will save His people from their sins. Jesus

is the one that all the Jewish people have been waiting for. He will be called Immanuel," the angel continued. "That means 'God is with us.'"

Joseph woke up. *An angel!* Joseph thought. *God sent an angel to me! An angel!*

"Go!" [point to the finishing line] God said. "It's time to tell the shepherds the good news."

The whole angel choir sped to the earth. One angel appeared first and spoke. The brilliant light around the angel frightened the shepherds.

"Don't be afraid!" the angel said. "I am bringing you good news! Your Saviour was born today in Bethlehem!"

Suddenly the whole sky was filled with angel music more beautiful than anything the shepherds had ever heard before. When the joyous music ended, the beautiful light faded in the sky. The angel concert announcing Jesus' birth was over.

Then the angel choir sped back to heaven. What would be the next special work God had for them? Angels are always ready to do God's work, to watch over God's people, to care for you and me.

Debriefing

Allow responses as you ask: **What do you think about the way God sent word about Jesus' birth to Mary and Joseph? How do you think they felt? How do you think the shepherds felt?**

What would you do if you saw an angel today? Say: God doesn't always send an angel to give us special messages, but our guardian angel is always with us to watch over us and protect us.

Angels are a special gift from God. Do you remember our message? Let's say it together:



God sends angels to help us.

Bible Study

You Need:

Bible

Open your Bible to Matthew 1:18–25; Luke 1:26–38; and Luke 2:8–14. Point

to the text and say: **This is where today's story is found in the Bible.** Read selected verses aloud, paraphrasing as necessary.

Debriefing

Allow responses as you ask: **What did the angel in Joseph's dream tell him to do?** (marry Mary)

How did the angel encourage Mary? (told her not to be afraid, that she would have a baby boy, that she should name Him Jesus) **What was that angel's name?** (Gabriel)

What did the angel tell the shepherds? (Do not be afraid; Jesus is born in Bethlehem; go find Baby Jesus lying in a manger.) **What did the angels do after telling the shepherds about Baby Jesus?** (sang praises to God, went back to heaven)

Say: **Angels watch over us all day, every day. They are one of God's gifts to us. Let's always remember**

...



God sends angels to help us.

Memory Verse

Turn to Hebrews 1:14 and say: **This is where we find our memory verse in God's Word, the Bible.** Read the text aloud.

"The angels . . . serve God and are sent to help" (Hebrews 1:14, ICB). Then proceed to teach the memory verse as outlined below.

You Need:

Bible

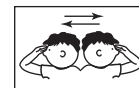
The angels . . . Flap arms gently as if wings.



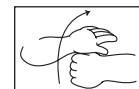
serve God Point upward.



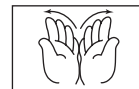
and are sent Right hand above eyes; look up from right to left.



to help. Left fist under back of right hand; push upward to chest.



Hebrews 1:14 Palms together, then open.



3

Applying the Lesson

Where Does My Angel Go?

Read the following, one at a time. At the end of each, allow response time.

1. I am traveling in a car with my family. There is a lot of traffic. Where is my angel?
2. Grandmother is very sick. She coughs a lot and has a fever. Where is her angel?
3. Jackie is playing with her kitten. Her kitten runs toward the street, and Jackie runs after it. Where is Jackie’s guardian angel?
4. Susie’s family is on their way to church. Where are their angels?
5. Kayla and her mother are shopping in a big store. Kayla stops to look at some toys. Kayla realizes that her mother is not with her. Where is Kayla’s guardian angel?

Debriefing

Allow response time as you ask:

Where were the guardian angels during each of these situations? (with each person) Where is your guardian angel right now? How do you know? (I believe it; God promised it.)

Say: **Yes, God loves us so much that He gives us a special angel that stays with us all the time. What do you think your guardian angel does for you?** (protects us, watches over us, guides us, etc.) **Let’s stop right now and thank God for our guardian angels.** Sing “Thank God for Angels Bright” (*Little Voices Praise Him*, no. 50). **Let’s always remember . . .**



God sends angels to help us.

4

Sharing the Lesson

Angel Stick

You Need:

- Angel pattern (see p. 148)
- lightweight white card stock
- scissors
- glue
- craft sticks
- glitter
- craft supplies

In advance, make a copy of the Angel pattern (see page 148) for each child. Cut it out for the younger children ahead of time. Glue a craft stick to the back of the angel so it can be used as a puppet. Then let the children decorate the angels with glitter or other craft supplies.

Debriefing

Allow responses as you ask: **What good news can we share today?** (the good news of

Jesus being born, and of His angel messengers)

Say: **Use your angel stick to tell your friends about the angels who took messages to Mary, Joseph, and the shepherds, and your angel who watches over you. Let’s share the good news of God’s angel messengers and tell others that God loves them too. Let’s say our message together one last time:**



God sends angels to help us.

PRAYER AND PRAISE



Fellowship

Report the students' joys and sorrows (pleased and troubled) as reported to you at the door (as appropriate). Allow time for sharing experiences from last week's lesson study and review the memory verse. Acknowledge any birthdays, special events, or achievements. Give a special, warm greeting to all visitors.

Suggested Songs

- "Jesus Sends the Angels" (*Little Voices Praise Him*, no. 48)
- "Guardian Angel Song" (*Little Voices Praise Him*, no. 49)
- "Thank God for Angels Bright" (*Little Voices Praise Him*, no. 50)
- "All Night, All Day" (*Little Voices Praise Him*, no. 119)
- "Angels" (*Little Voices Praise Him*, no. 121, verse 3)
- "Angels Singing" (*Little Voices Praise Him*, no. 140, verses 1 and 2)
- "It Was a Happy Day" (*Little Voices Praise Him*, no. 148)
- "Little Baby in the Manger, I Love You" (*Little Voices Praise Him*, no. 149)

Mission

Say: **A long time ago the angels told some people good news about Jesus. Today there are still many people who don't know about Jesus. In our story today we will hear how _____ learned the good news.** Use a story from *Children's Mission*.

Offering

You Need:

- Angel pattern (see p. 148)
- paper
- scissors
- tape

Say: **When we bring money to Sabbath School, it goes to help other people learn about Jesus and the gifts He gives us.**

Prayer

In advance, copy the Angel pattern (see page 148), one for each child. Cut them out, and put them in a basket. At prayer time, let each child take one. Stand or kneel in a circle to pray. Encourage the children to say thank You to God for angels. Younger children may need prompting. After the prayer, let the children tape their angel to a bulletin board or wall.

*Prayer and Praise may be used at any time during the program.

Closing

Say: **Today we have learned about God's angel messengers and how they help us. Let's say thank You to God for His angels.**

STUDENT LESSON

God's Messengers

References

Matthew 1:18–25; Luke 1:26–38; 2:8–14; *The Desire of Ages*, pp. 43–48

Memory Verse

"The angels . . . serve God and are sent to help" (Hebrews 1:14, ICB).

The Message

God sends angels to help us.

Do you like to hear good news? A long time ago angels brought good news to some special people.

The angel Gabriel knew exactly where he was going—to a little town called Nazareth. He knew exactly whom he would talk to there—a special woman named Mary. And he knew exactly what God had told him to say.

"Mary." Gabriel spoke softly. "Don't be afraid. God is pleased with you. The Lord has blessed you and is with you," he said.

Mary was very, very surprised! And very, very confused!

Mary listened carefully to everything the beautiful angel Gabriel told her.

"You will have a baby," Gabriel said. "You will name Him Jesus. He is the Son of God."

After Gabriel finished explaining things, Mary said, "Let it be as you have said."

About this same time, God sent a message to Joseph. A glorious angel of the Lord appeared to him in a dream.

"Take Mary for your wife," the angel said. "She will have a son, and you will name the baby Jesus. He will save His people from their sins."

Joseph woke up. *An angel!* Joseph

thought. *God sent an angel to me! An angel!*

After Baby Jesus was born, God sent another angel to shepherds who were quietly guarding their sleeping sheep.

The brilliant light of the angel suddenly shone upon them. The shepherds were scared!

"Don't be afraid!" the angel said. "I am bringing you good news! Your Saviour was born today in Bethlehem!"

Then all the angels burst into song. "Give glory to God in heaven!" they sang mightily. "And on earth let there be peace!"

The whole sky was filled with beautiful music.

Soon the angel choir

sped back to heaven. What would be the next special work God had for them?

Angels are always ready to do God's work, to carry messages, and to watch over you and me.

God has given you a special angel, your guardian angel, to watch over you all the time. Wherever you go, whatever you do, your angel is with you. Isn't God good?



Do and Say

Sabbath

Each day this week, read the lesson story and review the memory verse:

- The angels** Flap arms gently as if wings.
serve God Point upward.
and are sent Right hand above eyes; look up from right to left.
to help Left fist under back of right hand; push upward to chest.
Hebrews 1:14 Palms together, then open.

Sunday

Encourage your child to use the Angel Stick they made in Sabbath School to share the good news about Jesus and the angels with a friend. (Or draw a picture of an angel, and let them color it. Then cut it out and glue it on a stick.)



Monday

Read together Matthew 1:18–25; Luke 1:26–38; 2:8–14. Ask: Whom did the angels visit? What messages did they share? How did the people in our story feel when they saw an angel? (scared, surprised) What special job does your guardian angel do?


Tuesday

Have your child jump for every Bible angel story they

think of. Help your child make a list and count them. Sing about angels; then thank Jesus for them.

Wednesday

Help your child make a megaphone by rolling a letter-sized sheet of paper into a cone shape and taping or stapling it together. Ask: When you have good news, do you want to whisper or shout it? Let your child march around with their megaphone, shouting “Jesus loves me!”



Thursday

Ask your child: What did the angels tell Joseph and Mary to name their baby? (Jesus) The name *Jesus* means one who saves people from their sins. Tell your child why you chose their name and what it means (if you don't know, look it up on the Internet or in a book).

Friday

Act out the story of the angels coming to Mary, Joseph, and the shepherds. Let your child shine a flashlight on the person playing the angel (it could be themselves). When the angels sing after visiting the shepherds, listen to or sing a Christmas carol such as “Hark! the Herald Angels Sing.”

Talk about a time when you think angels helped or protected your family.