

## LESSON 1

### Playdough Recipe

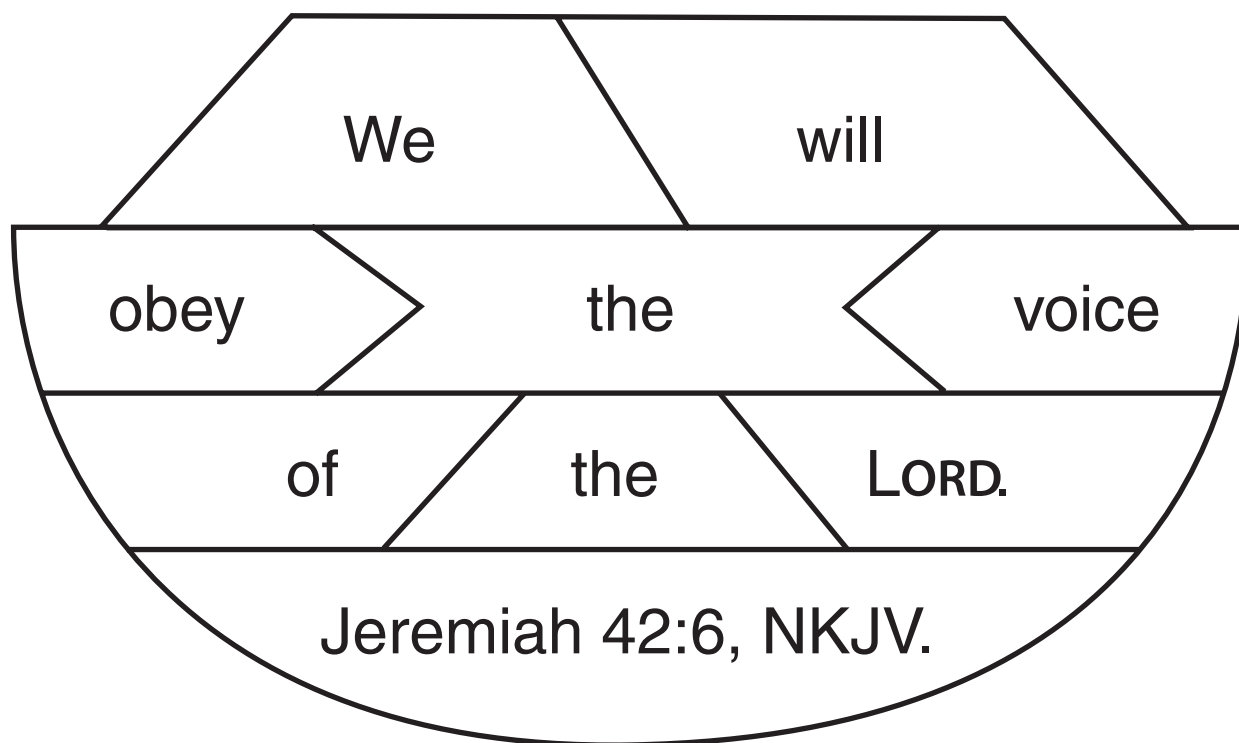
For use in lessons 1, 2, and 7.

- 1 cup flour
- ½ cup salt
- 1 tablespoon cream of tartar or
- 2 tablespoons alum
- 1 cup water
- 1 tablespoon oil
- food coloring if desired

Cook in saucepan over medium heat until mixture pulls away from sides of pan and becomes like playdough in consistency. Knead until cool. This playdough stays soft and keeps unrefrigerated in an airtight container for several months. (The cream of tartar or alum keeps this playdough from spoiling. Leaving it out will not change the consistency, but the dough will spoil more rapidly.)

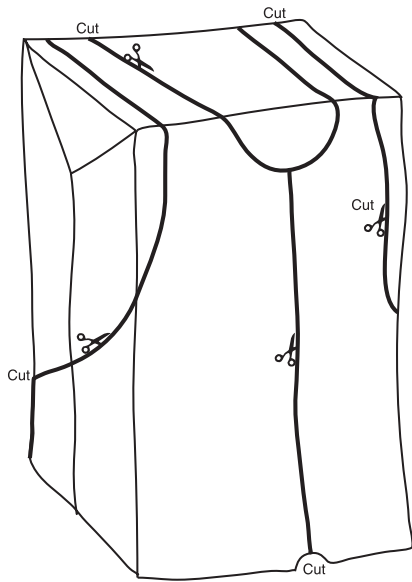
## LESSON 5

### Lesson 5 - Memory Verse Sharing the Lesson

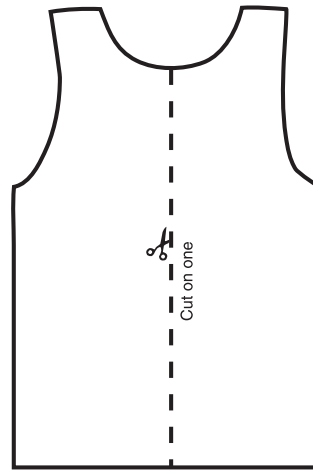


Permission to photocopy this page is granted for local church use only. Copyright © 2001 General Conference Corporation of Seventh-day Adventists®.

**Fig-Leaf Coat**  
**Lesson 4 - Readiness Activity A**



**Illustration 1:** Paper Bag Vest




**Illustration 2:** Paper Vest

Directions:


1. Cut two pieces
2. Staple at shoulders and side seams
3. Cut one down center front

**God Loves Me All the Time**  
**Lesson 4 - Sharing the Lesson**



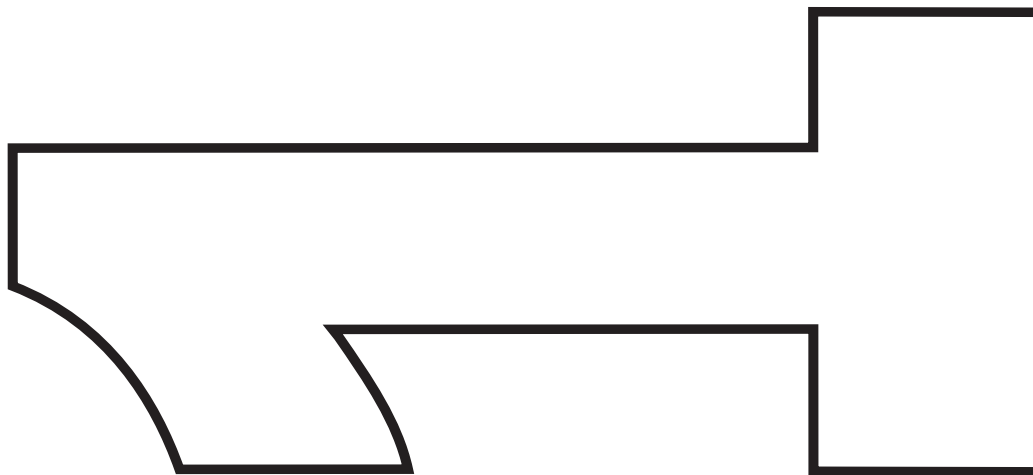
LESSON 6

**Finger Puppet**  
**Lesson 6 - Sharing the Lesson**




LESSON 11

**Who's Number 1?**  
**Lesson 11 - Sharing the Lesson**




Permission to photocopy this page is granted for local church use only. Copyright © 2001 General Conference Corporation of Seventh-day Adventists®.

**Fingerpaint Rainbow**  
**Lesson 8 - Readiness Activity A**



Permission to photocopy this page is granted for local church use only. Copyright © 2001 General Conference Corporation of Seventh-day Adventists®.

**Sheep or Camel Pattern**  
**Lesson 9 - Readiness Activity C**



Permission to photocopy this page is granted for local church use only. Copyright © 2001 General Conference Corporation of Seventh-day Adventists®.