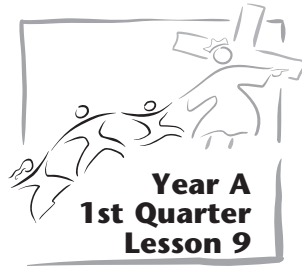


LESSON



Abram Follows God

COMMUNITY

Community means loving one another.

References

Genesis 12:1–9; Acts 7:2–7; Hebrews 11:8–12; *Patriarchs and Prophets*, pp. 125–131.

Memory Verse

“Follow the way of love” (1 Corinthians 14:1, NIV).

Objectives

The children will:

Know that Abram loved his family and relatives and was glad when God led them to a better place.

Feel love for their family and be willing for God to lead them and their family.

Respond by asking God to lead them and their family every day.

The Message



Christian families follow God.

Getting Ready to Teach

The Bible Lesson at a Glance

As an act of His love, God leads Abram, Sarai, Lot, and all their households from Haran into the land of Canaan, where they make new homes. God promises to make them into a great nation, to bless the people who work with and for them, and that all people of the earth will be blessed through their influence.

This is a lesson about community.

Abram, his family, and his relatives (including Lot’s family) formed a community of people who settled in a new

place at God’s direction. They were God’s church of that day. God still blesses and leads Christian families and His church today.

Teacher Enrichment

“Besides Sarah, the wife of Abraham, only Lot . . . chose to share the patriarch’s pilgrim life. Yet it was a large company that set out from Mesopotamia. Abraham already possessed extensive flocks and herds, the riches of the East, and he was surrounded by a numerous body of servants and retainers. He was departing

NINE

| Program Outline | | | |
|-------------------------------|----------|---|--|
| LESSON SECTION | MINUTES | ACTIVITIES | MATERIALS NEEDED |
| Welcome | ongoing | Greet students at door; hear pleased/troubled | |
| 1 Readiness Activities | up to 10 | <i>A. Packing</i> <i>B. Follow the Leader</i> <i>C. Make a Sheep or Camel</i> | suitcase or travel bag; clothes for a vacation in a warm place and clothes for a vacation in a cold place map; masking tape (optional) sheep and camel illustration (see p. 144), cotton balls (cotton wool) or polyester fiberfill, glue, scissors |
| * Prayer and Praise* | up to 10 | See page 96. *Prayer and Praise may be used at any time during the program. | a square box, six pictures representing members of our community (see activity), glue, offering container representative of where the offering is going |
| 2 Bible Lesson | up to 20 | Experiencing the Story | Bible-times costume for "Abram," adult male, recording device (optional) |
| | | Bible Study | Bible |
| | | Memory Verse | Bible |
| 3 Applying the Lesson | up to 15 | <i>Who Leads?</i> | paper, art supplies |
| 4 Sharing the Lesson | up to 15 | <i>What Binds Us Together?</i> | magnets, steel paper clips |

from the land of his fathers, never to return, and he took with him all that he had. . . . During their stay in Haran, both Abraham and Sarah had led others to the worship and service of the true God. These attached themselves to the patriarch's household, and accompanied him to the land of promise. 'And they went forth to go into the land of Canaan' " (*Patriarchs and Prophets*, p. 127).

Room Decorations

Create the entrance to a tent by

draping material from a pole and pinning it back in a triangle. Place some pots and pans and perhaps a rolled-up mat, towel, or blanket for a bedroll at the entrance. Place toy sheep or goats around the entrance.

Create a bulletin board that says "Where Jesus Leads I Will Follow." Use pictures of maps and different modes of transportation.

Create a bulletin board that says "Where Abram Lived." Use pictures of Bedouin people looking after their flocks in a Middle East desert.

Teaching the Lesson

Welcome

Welcome students at the door. Ask how their week has been—what they are pleased/troubled about. Encourage them to share any experiences from last week’s lesson study. Have them begin the Readiness Activity of your choice.



Readiness Activities

Select the activity or activities that are most appropriate for your situation.

A. Packing

You Need:

- suitcase or travel bag
- clothes for a hot place
- clothes for a cold place

Say: **I am going on a vacation to a place where it’s hot. Can you pack what I need?** Allow the children to go through the clothes and pack the suitcase with everything suitable for a hot country. After they have packed, go through the suitcase and make sure everything is appropriate.

Say: **Now I’m going on vacation to a cold place. Can you pack for me?** Allow them to pack the suitcase with the things suitable for a cold climate. When they are finished, again go through the suitcase and be sure everything is appropriate.

Debriefing

Allow response time as you ask: **Why did we choose to pack (hold up an item) for a vacation in a hot place and not in a cold place? Is it exciting when you get to pack for vacation? When you go on vacation, how many days are you usually gone? How much do you pack? If you were going to move to a new house, how much would you take? In our story today God told Abram to leave his hometown and take his family and everything he owned with him. And Abram didn’t even know where he was supposed to go! But Abram and his family did what God said because**



Christian families follow God.

Say that with me.

B. Follow the Leader

You Need:

- a map
- masking tape (optional)

Ask everyone to line up behind you. Say: **Let’s pretend that we are going on a journey. I am going to look at my map, and I want you to follow me. Listen carefully to what I say as sometimes I will give you extra instructions.**

Call out instructions, such as “Take three steps forward,” “Take two steps backward,” “Move over to the window,” “Sit and rest awhile,” “The people at the start and end of the line switch places,” and so on. Lead

the children all around the room and finally back to their seats.

Option: Set up a maze with chairs or outline a maze on the floor with masking tape and let the children try to find their way through it.

Debriefing

Allow response time as you ask: **Did you like following directions? Was it easy or hard to follow the directions? When you go on a trip, do you know where you are going? Do your parents know where you are going? How would you feel if you were told to go on a journey, but didn't know where you were going or how you were going to get there? That is just what happened in our story today. God told Abram to take his family and leave his home. God said He would show Abram where to go. Abram and his family were happy to follow God.**



Christian families follow God.

Say that with me.

Optional debriefing: Ask: **How many were able to get through the maze alone? How many needed help? How did you feel not knowing where you were going? That is just what happened to Abram. God told Abram to take his family and leave his home. God would show him where to go. Abram and his family were happy to follow God.**



Christian families follow God.

Say that with me.

C. Make a Sheep or Camel

Give each child a copy of the sheep or camel pattern on page 144. After they have cut out the sheep or camel, help them glue cotton balls or polyester fiberfill onto the body.

Debriefing

Allow response time as you ask: **If you were going on a long journey would you want to take a camel with you? Why or why not? Would you want to take a flock of sheep with you? Why or why not? What about one sheep? In our story today Abram went on a long journey. He took his family with him, and he took his sheep and camels too. They went because God told them to go.**



Christian families follow God.

Say that with me.

You Need:

- copy of sheep or camel pattern on page 144 for each child
- cotton balls (cotton wool) or polyester fiberfill
- glue
- scissors



NOTE: Prayer and Praise appears on page 96.

2

Bible Lesson**Experiencing the Story****You Need:**

- Bible-times costume for "Abram"
- recording device (optional)
- adult male

Characters

- Adult to play Abram and lead the children on a trip to the Promised Land.
- Hidden adult male or prerecorded voice to represent God
- Narrator

Costume

- Have the adult playing Abram dress in a robe or light coat with a

sash and headdress.

Setting the Stage

Arrange the furniture so the children will have to walk around it. You may want to consider taking the children for a walk through other areas of the church or outside.

Male voice: Abram!

Abram: Yes? (*Abram looks around and scratches his head, wondering who is calling him.*)

Male voice: Abram! I am the Lord, the God who made the heavens and the earth.

Abram (*Abram falls to his knees*): Here I am, Lord.

Male voice: I want you to leave this city. Take your family and your servants and all your animals and go to another land that I will show you.

Abram: To another place, Lord? To another land?

Male voice: I will bless you, Abram. I will protect you. I will make your family into a great nation. And through your family the

whole earth will be blessed.

Abram: I'll do what You want me to do, Lord.

Narrator: Abram trusted God and wanted to obey Him. So he packed up all his belongings. He talked with his servants, and they gathered his animals. They all got ready to leave. He told his wife. He told his nephews and friends, but only one nephew decided to go with him.

Abram (*Abram speaks to the children in the class*): Today you will be my family and servants. God has told me to pack up and leave this city. He wants us to go to a new land that He will show us. I don't know where it is, but I want to follow God, so we're going. Let's start packing. Our camels will carry our things.

Narrator: So Abram and his wife, Sarai, and his nephew, Lot, and all their servants packed everything they owned. (*Encourage the children to pretend to pack and load their imaginary animals.*)

Narrator: It was hard for Abram and Sarai to say goodbye to their relatives and old friends. But they knew God was calling them, and they wanted to follow Him. Soon they were ready to go.

Abram: Goodbye! Goodbye! (*Abram waves to imaginary friends and relatives.*) (*He speaks to the*

children) Here we go! Follow me! We will follow God together.

Narrator: All the servants and sheep and goats and camels followed Abram. *(If you made sheep and camels for a Readiness Activity, have the children hold them up now and follow Abram.)*

It was a long, long way to the land where God wanted Abram to go. Abram didn't know exactly where he was going. But he knew that God was leading him, and that was enough. Abram was following God.

Abram: *(Abram speaks to the class):* I'm not sure where we're going, but we're following God. He will lead us to the place He has for us. It will take many days, but we will rest along the way. Let's stop here for our first time of rest. *(Have Abram lead the children back to their seats.)*

Debriefing

Allow response time as you ask:
How do you think Abram felt when he heard God speaking to him? What would you do if God told you He wanted you to move? Abram and Sarai had to say goodbye to their friends and many of their relatives. What would it be like if you had to leave your friends? How many of Abram's family went with him? Abram and his family loved each other and they loved God.



Christian families follow God.

Say that with me.

Bible Study

Open your Bible to Genesis 12 and point to the first nine verses.

Say: **This is where today's Bible story is found in God's Word, the Bible.** Read the verses aloud, paraphrasing as necessary. Ask: **Who went with Abram? What animals did they take? Who led them? Who wants to lead you and your family?**

You Need:
 Bible

Memory Verse

Open your Bible to 1 Corinthians 14:1 and point to the text.

Say: **This is where today's memory verse is found in God's Word, the Bible.** Point to each word as you read the text aloud. Use the following to teach the verse. Repeat until children know the text.

You Need:
 Bible

Follow the..... Point to the distance.
way

of love. Cross arms over chest.

1 Corinthians 14:1.... Palms together, then open.

PRAYER AND PRAISE



Fellowship

Report the children's joys and sorrows (pleased and troubled) as reported to you at the door (as appropriate). Allow time for sharing experiences from last week's lesson study and review the memory verse. Acknowledge any birthdays, special events, or achievements. Give a special, warm greeting to all visitors.

Suggested Songs

- "I'm So Small" (*Little Voices Praise Him*, no. 96)
- "God's Ways" (*Little Voices Praise Him*, no. 260)
- "The Friendship Clap" (*Little Voices Praise Him*, no. 255)
- "My Best Friend Is Jesus" (*Little Voices Praise Him*, no. 218)
- "Sharing Song" (*Little Voices Praise Him*, no. 279)
- "Jesus Loves Me" (*Little Voices Praise Him*, no. 102)
- "Little Feet, Be Careful" (*Little Voices Praise Him*, no. 307)

Mission

Say: **God has a special plan for each of us. Today our story is about** (introduce the main character) **and how God worked in** (his/her) **life.** Use the story from *Children's Mission*.

Offering

Use a container that represents where the offering is going. Say: **When we give our offering we help other people learn to listen to God's voice.**

Prayer

Make a community prayer cube by gluing the six pictures to the sides, top, and bottom of the square box. "Throw" the cube and pray specifically for the people in the picture that is at the top. Save this prayer cube for use throughout the rest of the quarter.

At prayer time the next three weeks, toss the cube and pray for the group represented by the top picture.

*Prayer and Praise may be used at any time during the program.

You Need:

- a square box
- six pictures representing members of your community (parents, friends, siblings, teachers, etc.)
- glue

3

Applying the Lesson**Who Leads?****You Need:**

- drawing paper
- art supplies

Ask: **Have any of you ever moved to a new town or a new neighborhood, as Abram did? For Abram, following God meant packing and moving. But God leads people in different ways. Following God doesn't always mean that you have to move. Can you think of other ways that God leads your family?** (Suggestions: making Christian friends, helping in time of illness, safety when traveling, helping parents find the right child care or baby-sitter, etc.) Accept appropriate answers.

Distribute art supplies and say: **Today we will draw a picture of a way that God has led your family.**

Debriefing

When finished, invite willing children to show their drawings and tell about them.

Ask: **Does God lead your family every day?** (Yes, no, not sure) Allow response time, then assure children that God is always ready to lead us. **How do you feel knowing that God is leading your family? Yes,**



Christian families follow God.

Say that with me.

4

Sharing the Lesson**What Binds Us Together?**

Have the children sit around a table. Give each child a small magnet and several steel paper clips. Show them how to make a paper clip chain by hooking the paper clips together. Then show them how to hold the magnet underneath the table and underneath where the paper clips are resting and use it to "lead" the paper clip chain. As they move the magnet, the paper clips will move or "be led" in the same directions.

See how everyone in your family is hooked together? What binds us together? (Love) Do you see how the magnet leads the paper clips? Who is the magnet like? (God) Explain that even though we can't see the magnet, we know that is what is making the paper clips move. In the same way, we can't see God, but we can know He is leading us. Take the magnet and paper clips home and show someone else how

Debriefing

Allow response time as you say: **Let's pretend that each of these paper clips is a person in your family.**



Christian families follow God.

Say that with me one more time.

Closing

Ask God to bless each of the families represented in your class and to be open to His leading in the week ahead.

You Need:

- small magnets (available at craft and variety stores)
- steel paper clips

Prepare in advance for next week: Arrange with the adult Sabbath School or one of the other divisions for your children to come and sing at the end of Sabbath School.

STUDENT LESSON

Abram Follows God

References

Genesis 12:1–9;
Acts 7:2–7;
Hebrews 11:8–12;
*Patriarchs and
Prophets*, pp.
125–131

Memory Verse

“Follow the way
of love”
(1 Corinthians
14:1, NIV).

The Message

Christian
families
follow God.

Have you ever moved to a new house? a new city or country? Moving is not easy. There are so many things to pack and so many friends to leave. A long time ago God told Abram to leave his home and go far away to another country. What do you think Abram did?

“Abram!” a Voice called.

Abram looked around. He couldn’t see anybody. *Who is calling me?* he wondered.

“Abram! I am the Lord, the God who made the heavens and the earth.”

Abram stood very still. He held his breath. He listened very carefully. God really was speaking to him.

“I want you to leave the city of Haran,” God said. “Leave your father’s house and go to another land that I will show you.

“I will make your family into a great nation,” God continued. “I will protect you. I will bless you. And through your family, the whole earth will be blessed.”

God explained to Abram that in his family, the Savior of the world would be born. That Savior was Jesus, who would be born in Bethlehem many years later.

What God was asking Abram to do would not be easy. But Abram and Sarai wanted to follow God, so they began to pack all their belongings. Abram and his servants gathered together all his sheep and other animals. Sarai and her servants prepared tents for the journey.

Abram’s nephew, Lot, decided to

go with Abram and Sarai. So Lot, his family, and his servants packed all their belongings too. They gathered all their animals and prepared tents for the journey.

Lot was also a wealthy man, though probably not as rich as his uncle Abram.



It would be a long, long caravan that would travel for many days before reaching the special place God had for them.

Finally the day came when everything was ready. Abram and Sarai got up very early. The servants were up too. Lot, his family, and his servants were ready.

Everyone helped


to load their belongings on the pack animals. The air was full of *ba-a-as* as the sheep milled about nervously.

At last Abram, Sarai, Lot, and all their servants started down the dusty road. It was a long, long way to the land where God wanted them to go. In fact, Abram didn’t even know exactly where they were going. But he knew that God was leading them, and that was enough. Abram and all those with him would follow God.

Do and Say

Sabbath

Help your child share the magnet and paper clip chain made in Sabbath School with someone. If they didn't get one in Sabbath School, provide a small magnet and several steel paper clips. Have your child hook the paper clips together and place them on the table. Then have him hold the magnet underneath the table and underneath where the paper clips are resting and use it to move or "lead" them. Ask: Whom do the paper clips represent? the magnet? Have your child do the demonstration and tell the story to someone this week. Sing about sharing, then pray for the one who receives this gift.



Use the following motions to say the memory verse together each day this week:

Follow the way . . . Point to the distance.

of love. Cross arms over chest.

1 Corinthians 14:1 Palms together, then open.

Sunday

Together, read from Genesis 12:1-5. Ask: How do you think Abram felt about leaving home? What would you have packed to go on the journey with Abram? Pray that God will lead your family this week.

Monday

Play follow the leader with your child. Take turns being the leader. Ask: Whom do you want to lead our family? (God) Talk about ways God leads your family. Thank God for His Word, the Bible, that helps us know how He leads us every day.

Tuesday

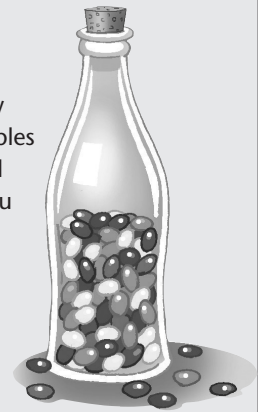
With your child, plan a long walk, but do not disclose your destination. Decide how to dress, what to take, what to eat, and so forth. Lead the way to a special place and share your food. Talk about Abram's family and how they prepared for their journey. What did they take? What did they eat?

Wednesday

Talk about the people who went with Abram on his journey. If your family were to go on a long journey, who might go with you? Count the people as you name them. Thank God for leading you when you travel.

Thursday

Sing "I Have Decided to Follow Jesus." Put dry rice, beans, or pebbles into a small bottle. Help your child shake it in time to the music as you sing.



Friday

Review the Bible story for worship. Ask each person to tell about a time God led them. Have your child use the rhythm instrument made yesterday as you sing together "I Have Decided to Follow Jesus." Thank Him for leading your family this week. Have your child say the memory verse for the rest of the family.