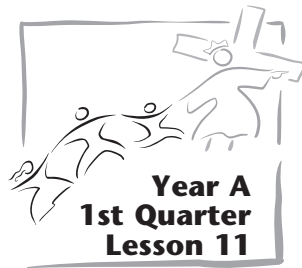


# LESSON



## Lot Chooses First

### COMMUNITY

Community means loving one another.

#### Reference

Genesis 13; *Patriarchs and Prophets*, pp. 132, 133.

#### Memory Verse

“Let’s not have any quarreling between you and me” (Genesis 13:8, NIV).

#### Objectives

##### The children will:

**Know** that Abram and Lot found a loving way to solve their problem.

**Feel** a desire to put other people first.

**Respond** by resolving to settle family problems unselfishly.

#### The Message



God’s people put others first.

## Getting Ready to Teach

#### The Bible Lesson at a Glance

God blesses Abram and Lot in Canaan, and they become wealthy people. But their servants quarrel over grazing land. So Abram and Lot agree to resolve the quarrel by moving to separate places. They solve the problem without fighting.

#### **This is a story about community.**

In Christian communities there are

problems and challenges to face, but this story helps us know that we can settle problems fairly without quarreling.

#### Teacher Enrichment

“Abram recognized the pernicious influence that hatred and strife between himself and Lot would have upon the surrounding nations. Nothing would have more effectively thwarted

# ELEVEN

Program Outline			
LESSON SECTION	MINUTES	ACTIVITIES	MATERIALS NEEDED
<b>Welcome</b>	ongoing	Greet students at door; hear pleased/troubled	
<b>1 Readiness Activities</b>	up to 10	A. <i>You First</i> B. <i>You Choose*</i>  C. <i>Juice Choices</i>	masking tape a variety of fruit or individually wrapped candies, bowl  two clear pitchers, water, red food coloring, salt, sugar, cups, an extra container
<b>* Prayer and Praise *</b>	up to 10	See page 116. <b>*Prayer and Praise</b> may be used at any time during the program.	
<b>2 Bible Lesson</b>	up to 20	Experiencing the Story	two pieces of different colored paper; Bible-times costumes (optional); two adults (optional)
		Bible Study	Bible
		Memory Verse	Bible
<b>3 Applying the Lesson</b>	up to 15	<i>That's the Right Answer!</i>	bell (optional)
<b>4 Sharing the Lesson</b>	up to 15	<i>Who's Number 1?</i>	Number 1 pattern (see p 142); crayons or markers; sequins, glitter, scraps of ribbon or fabric, glue (optional)

\*Be aware of any allergies and adjust accordingly.

God's plan to evangelize the nations of Canaan than continuous discord between the two families. Although Abram was the elder of the two, he took no advantage of his seniority of age and position to make preferential claims. His reference to himself and Lot as 'brethren' was meant to assure his nephew equality of position and treatment. He sought to disperse any doubt Lot may have had regarding the honesty of his uncle's intentions. . . .

"Though appointed heir to the entire country, Abram manifested true humility by subordinating his own interests to

those of Lot and so permitting him to take as much of the land as he wanted. Abram waived his own rights for the sake of peace, but in so doing earned our highest respect. He displayed a generosity of spirit, a nobility of mind, a character worthy of emulation. To do otherwise than he did would have been to follow the selfish principles that usually govern men in their dealings with one another" (*The Seventh-day Adventist Bible Commentary*, vol. 1, p. 301).

### Room Decorations

See lesson 9.

## Teaching the Lesson

### Welcome

Welcome students at the door. Ask how their week has been—what they are pleased/troubled about. Encourage them to share any experiences from last week's lesson study. Have them begin the Readiness Activity of your choice.

1

## Readiness Activities

### You Need:

- masking tape

### A. You First

Use masking tape to mark two lines on the floor as far apart as possible. Stand the children shoulder to shoulder behind one line. Say: **We're going to play a game called You First. When I call your name and give you an instruction, you must first turn to a child beside you and say, "You first." That child will do what I've asked, and then you can do the same. So if I say, "Peter, take one step forward," Peter must turn to someone beside him and say, "You first." After that child has moved, Peter may move. If Peter forgets to say "You first," he has to go back to the starting line.**

Call out simple movement instructions such as: take a small jump forward, take a step backward, take two steps forward, take one step to the side, and so on. Be sure to call on each child.

### Debriefing

Allow response time as you ask these questions. Ask: **Was it hard to remember to let others go first? How did you feel when you had to go back to the starting line because you forgot? Our story today is about a man who thought of other people before thinking of himself. He will help us know that**



God's people put others first.

Say that with me.

**B. You Choose**

Put the fruit or candies\* in the bowl. Pair off the children. Designate one person, number 1 and the other as number 2. Say: **In my bowl I have a lot of different kinds of fruit/candies. I want all of you who are number 1 to come and choose two pieces out of my bowl. They have to be different kinds. You will take them back to your partner and let your partner choose what he or she wants first. You will get to keep the other one.** Allow the children to complete this activity.

Say: **Now I want all of you who are number 2 to come and choose two pieces. The same rules apply. You have to choose two different kinds and take them back to your partner. Your partner will get to choose what he or she wants first. You will get to keep the other one.** \*Be aware of possible allergies and adjust the activity accordingly.

**Debriefing**

Allow response time as you ask: **How did you like it when you had to let your partner choose first? How did you like it when you got to choose first? Our story today is about a man who let someone else choose first, and God blessed him. He will help us know that**



God's people put others first.

Say that with me.

**C. Juice Choices**

Prepare two pitchers in advance. In one pitcher, pour water and enough sugar to make it sweet. In the other, pour water, enough salt to give a bad taste, and enough red food coloring to make it look attractive.

Place both pitchers in front of the children. Give them a tiny sip of their choice of drink. (Most children will choose the colored water.)

**Debriefing**

Allow response time as you ask: **Did you like your juice? Why? Why not? Why did you choose the one you did? Would you like to taste the one you didn't choose?** Give a taste to everyone who wants one. **Sometimes we make choices without knowing everything we need to know. Our story today is about people making choices. It will help us know that**



God's people put others first.

Say that with me.

**You Need:**

- a variety of fruit or individually wrapped candies
- a bowl

**You Need:**

- two clear pitchers
- water
- sugar
- salt
- red food coloring
- small paper cups
- a container into which you can pour the unwanted "juice"

\*

**NOTE: Prayer and Praise appears on page 116.**

## 2

**Bible Lesson****Experiencing the Story****You Need:**

- two pieces of different colored paper
- Bible-times costumes (optional)
- two adults or teens (optional)

**Characters**

- Narrator
- Two adults or teens to play Abram and Lot (optional)

**Costumes**

- If you choose to use characters to act out the parts of Abram and Lot, dress them in robes, sashes, and headdresses.
- Create Bible-times costumes for the children by using any of the following: an oversized T-shirt and sash, bath towel draped over one shoulder and tied at the waist

with yarn or rope, or a hand towel tied around the head or secured with yarn or an elastic headband.

**Getting Ready**

On one of the colored pieces of paper, write the words “Go away! We were here first.” On the other, write the words “It’s our turn. Our sheep need to eat too.” Divide the class into two groups. Tell one group that they are Abram’s servants, and when you hold up their color of paper they are to shout at the other children, “Go away! We were here first.”

The other group are Lot’s servants. When you hold up their color of paper, they are to shout at the other group, “It’s our turn. Our sheep need to eat too.” Practice once or twice.

If you are not using adult or teen actors for Abram and Lot, you will need to adapt the story slightly as you go along.

**Narrator:**

This is Abram. This is Lot. They are both very wealthy men. They both own huge flocks of sheep and goats and other animals. Abram and Lot are related. Abram is Lot’s uncle. That makes

Lot Abram’s nephew. But Abram doesn’t have any children of his own, so he treats Lot more like a son or a brother than a nephew.

Lot has been living with Abram’s family for a long time. They left the city of Ur together when God told Abram to go to a new land. They traveled together for a long time, all the way to Canaan, then to Egypt, and now back to Canaan. They’re ready to settle down and stay put for a while.

Abram and Lot love each other. They get along well. But—uh-oh—there’s trouble. *(Hold up first one paper and then the other for the children to shout at each other.)*

Not only does Abram have a lot of animals, he has a lot of servants too. *(Hold up the paper for Abram’s servants.)* And not only does Lot have a lot of animals, he has a lot of servants too. *(Hold up the paper for Lot’s servants.)* And even though Abram and Lot love each other and get along, their servants don’t. Abram’s servants want what’s best for Abram and his animals. *(Hold up Abram’s paper.)* Lot’s servants want what’s best for Lot and his animals. *(Hold up Lot’s paper.)* So both sets of servants take the animals to the best grassy pastures for grazing, and to the same cool springs to drink. And that’s too many animals for one place. They eat the grass, and there isn’t enough for all of them. And so Abram’s servants and Lot’s servants quarrel. *(Hold up both papers at the same time.)* And then they run and tell their masters all the bad things the other man’s servants are doing. *(If you have actors playing Abram and Lot, have the children run to them and grumble about the other’s servants.)*

Well, this will never do, will it? And Abram knows it. He knows the time

has come for him and Lot to take their animals and families and go separate ways. Now, Abram is older than Lot. And Lot became rich because he was living with Abram. And God promised the land of Canaan to Abram, not Lot. And it would be Abram's right to choose where he wanted to live and let Lot take what's left over. Abram knows all that. But Abram is a loving person, and loving people put others first.

So Abram takes Lot aside and says to him (*if you are using actors, have Abram say*), "Lot, let's not have any quarreling between you and me. Look around. Choose the land that you want, and take your family and your animals and go live there."

So Lot looked around. (*If you are using actors, have Lot mimic what you are reading.*) Over there, to the left, the land was nice. There were good pastures for his sheep and goats. It would be a nice place to live. But over there, on the right, the land was great! The pastures were rich with wonderful grass! The river meant there would always be plenty of water. The land was unbelievable! It would be a great place to live! And so Lot chose to go to the right. He took his servants and animals with him. (*If you have a Lot, have him lead his servants off to the right.*)

Abram took what was left over. (*Have Abram summon his servants to him and go left.*) And there was no more quarreling, because Abram was a loving person and let Lot choose first.

**Debriefing**

Allow response time as you ask:  
**Who was the more loving person in this story? How would you have**

**felt if you had been Lot? Abram?**

**Remember:**



God's people put others first.

**Say that with me.**

**Bible Study**

Open your Bible to Genesis 13 and point to the verses. Say: **This is where today's story is found in God's Word, the Bible.** Point to and read selected verses aloud.

Be sure the children understand that the story is recorded in the Bible. Ask: **Why did the servants quarrel? What did Abram and Lot do about it? How do you settle differences at your house?**

**You Need:**  
 Bible

**Memory Verse**

Open your Bible to Genesis 13:8 and say: **This is where today's memory verse is found in God's Word, the Bible.** Point to each word as you read the text aloud. Form pairs and teach the verse, using the actions noted below. Repeat several times.

**You Need:**  
 Bible

- Let's** .....Spread arms open wide.
- not have** .....Shake head no.
- any quarreling** ...Make hands into fists; hold them up as if ready to fight.
- between you**.....Point to each other.
- and me.** .....Point to self.
- Genesis 13:8** .....Palms together, then open.

## PRAYER AND PRAISE



### Fellowship

Report the children's joys and sorrows (pleased and troubled) as reported to you at the door (as appropriate). Allow time for sharing experiences from last week's lesson study and review the memory verse. Acknowledge any birthdays, special events, or achievements. Give a special, warm greeting to all visitors.

### Suggested Songs

- "I'm So Small" (*Little Voices Praise Him*, no. 96)
- "God's Ways" (*Little Voices Praise Him*, no. 260)
- "The Friendship Clap" (*Little Voices Praise Him*, no. 255)
- "My Best Friend Is Jesus" (*Little Voices Praise Him*, no. 218)
- "Sharing Song" (*Little Voices Praise Him*, no. 279)
- "Jesus Loves Me" (*Little Voices Praise Him*, no. 102)
- "Little Feet, Be Careful" (*Little Voices Praise Him*, no. 307)

### Mission

Use a story from *Children's Mission*.

### Offering

Say: **When we bring our offering to Sabbath School we are putting others first. Our money is used to help other people all around the world learn about God.**

### Prayer

Use the community prayer cube from lesson 9 to help you decide which aspect of your community to remember in prayer in a special way.

\* Prayer and Praise may be used at any time during the program.

## 3

### Applying the Lesson

#### That's the Right Answer!

#### You Need:

- bell (optional)

Say: **Today we're going to play a quiz show game. I'm going to call someone to come up front to play the game. When that person has answered the question correctly, everyone in the studio audience (that's everyone else) gets to shout, "That's the right answer!"** Practice the shouting.

Call the first child up front and say: **You have a friend over to play and your mom brings you a snack. There's a cookie for each of you. One of the cookies is bigger than the other. Who should get to choose first?** You may need to prompt the child to answer, "My friend!" When he or she does, ring the bell and prompt the class to shout, "That's the right answer!" After one or two "contestants," the children won't need prompting. Suggested scenarios:

Two children both want to:

- sit in the same seat in the car
- play with the same toy
- get a drink at the drinking fountain at the same time
- use the same cup
- hug daddy
- play the piano
- watch TV
- sit by the teacher
- choose the story
- talk to grandma on the phone

### **Debriefing**

Allow response time as you ask: **Is it always easy to let someone else go first? But just like Abram, we can look for ways to put others first and give them the first choice. Why? Because:**



God's people put others first.

**Say that with me.**

## 4

### Sharing the Lesson

#### **You Need:**

- photocopies of number 1 pattern on page 142
- crayons, markers, etc.
- glitter, sequins, scraps of ribbon or fabric, etc. (optional)
- glue (optional)

#### **Who's Number 1?**

Distribute a copy of the numeral 1 pattern (see page 142) to each child. Ask each child to think of a person whom they can put first during the coming week. Help the children write that person's name on the number. Allow the children to color or decorate the number with glitter, sequins, ribbon, fabric scraps, and so on.

Say: **You can give this number to the**

**person you chose and tell them that you are putting them first, as Abram did.**

### **Debriefing**

Allow response time as you ask: **How will you put that person first this week? How do you think they will feel when you let them go first or when you think of them first? How will you feel? Remember:**



God's people put others first.

**Say that with me one more time.**

### **Closing**

Ask God to help each child remember to put others first during the coming week.



## STUDENT LESSON

# Lot Chooses First

## References

Genesis 13;  
Patriarchs and  
Prophets, pp. 132,  
133

## Memory Verse

“Let’s not have  
any quarrel-  
ing between  
you and me”  
(Genesis 13:8,  
NIV).

## The Message

God’s people  
put others  
first.

*When you play with others, do you share? Do you let them have first choice? Abram did. He let Lot choose first. Let’s imagine what might have happened.*

Abram heard loud, angry words in the distance. He looked at his wife, Sarai. “It must be the shepherds,” he said sadly. “They’re quarreling again.”

Abram stepped out into the bright sunshine. “Oh, Master Abram! Master Abram!” several shepherds shouted as they ran toward him.

“What is the matter now?” Abram asked.

“Oh, Master,” one shepherd began, “we started to move your flocks of sheep this morning. But the servants of your nephew, Lot, followed us everywhere. Every time we found a good place where the sheep could graze, they threw rocks and sticks at us and the sheep!”

Abram closed his eyes. He wished the problem would just go away. But he knew it wouldn’t. He and Lot were both very rich men now with huge flocks of sheep and goats. Their servants had been arguing over grassy pastures and watering holes for a long time. It was time for the arguing to stop. “I’ll take care of it,” Abram said to his servants. Soon he was standing in front of Lot’s tent.

“Uncle!” exclaimed Lot when he saw Abram. “How nice to see you! What brings you to my tent in the middle of the day?”

“Come walk with me,” Abram

responded. “I want to show you something.”

The two men climbed a small hill. From there they could see the whole valley spread out before them.

“Lot, our servants are fighting over pastures and water,” said Abram. “The land here can’t support both our flocks.

Let’s not have any quarreling between you and me. It’s time for us to separate.”

Lot nodded.

He knew his uncle was right.

Abram looked across the countryside God had promised him. “You choose where you want to live. If you go to the left, I’ll go to the right. If you go to the right, I’ll go to the left.”


Lot looked across the land. On the left he saw good pastures. It would be a nice place to live. But on the right the pastures offered better grass and the river would supply plenty of water. It would be a great place to live!

“I’ll go to the right,” said Lot.

“Agreed,” said Abram. “I’ll go to the left.”

Abram walked Lot back to his tent and then continued on home.

“Sarai,” he called to his wife, “we need to pack. The quarreling among the shepherds will soon be over. We’re moving.”




# Do and Say

## Sabbath

Help your child give the number 1 made in Sabbath School to the person he or she wants to put first this week. (Or cut a large number 1 from paper. Add the name of someone your child wants to put first this week, and help decorate it.) Ask God to help your child to put others first.

Review the memory verse using the motions learned in Sabbath School. (See page 62 in the Bible study guide.) Say the memory verse together every day this week.

mask as you sing a song about sheep. Thank God for animals.



## Tuesday

Take a walk together. Talk about left and right. Help your child point to each direction, then decide which way to walk. Give some left/right directions (hold up your right hand, stomp your left foot, touch your right eye, etc.). Remember, when Lot went to the right, Abram went to the left.

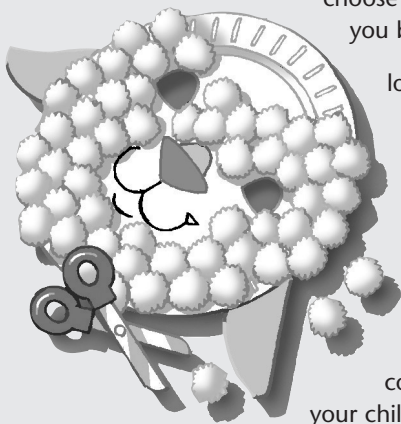
## Wednesday

Help your child plan a secret way to say "I love you" to someone by letting that person choose first. Will it be a game to play? A book to read? By being loving we are being like Abram and Jesus.

## Sunday

Together, read the lesson story from Genesis 13:2, 5-11. Ask: How did Abram put Lot first? How do you think Abram felt to let Lot pick first? How do you think Lot felt when his uncle let him

choose first? How can you be like Abram? Thank God for loving families.



## Monday

Make a sheep mask out of a paper plate. Cut out eyes, add ears, a mouth, and cotton balls. Let your child hold up the

## Thursday

Provide an opportunity to practice sharing. Let your child invite a friend over to play or prepare a special treat to share with someone. Sing a "sharing" song, then thank God you have something to share with others.

## Friday

Ask your child to tell the story of Abram and Lot at family worship. Have a treat (of different proportions) that your child can share, giving others the first choice. Sing a sharing song. Pray that your child will put others first.