

Beginner



Resource for Leaders/Teachers

First Quarter
A

If you have a QR code reader on your smartphone or computer: load the reader, point your camera at this graphic, and visit our site.



Beginner

Leader/Teacher Guide

A Sabbath School Resource for Leaders/Teachers of Beginners
GraceLink® Sabbath School Curriculum

Year A, First Quarter

www.gracelink.net

WORLD SABBATH SCHOOL DIRECTOR
GENERAL CONFERENCE ADVISER
CONSULTING EDITOR
DESIGN
DESKTOP TECHNICIAN
ILLUSTRATOR
LINE ART ILLUSTRATOR
CIRCULATION

JIM HOWARD
TED N. C. WILSON
ARTUR STELE
REVIEW AND HERALD DESIGN CENTER
BRUCE FENNER
LISA PAPP
MARY BAUSMAN
REBECCA HILDE

A Publication of the Sabbath School/Personal Ministries Department
General Conference of Seventh-day Adventists®
12501 Old Columbia Pike
Silver Spring, MD 20904-6600, U.S.A.

Scripture quotations marked ICB are from the International Children's Bible®, copyright © 1986, 1988, 1999, 2015 by Tommy Nelson. Used by permission. All rights reserved

Scripture quotations marked NIV are from THE HOLY BIBLE, NEW INTERNATIONAL VERSION®. Copyright © 1973, 1978, 1984, 2011 by Biblica, Inc.® Used by permission. All rights reserved worldwide.

Beginner Sabbath School Leader/Teacher Guide (ISSN 0163-8785). Vol. 48, No. 1, First Quarter 2024. Published for the General Conference of Seventh-day Adventists® by Pacific Press® Publishing Association, 1350 N. Kings Road, Nampa, ID 83687, U.S.A. © 2024 General Conference of Seventh-day Adventists®. All rights reserved. No part of the *Beginner Sabbath School Leader/Teacher Guide* may be edited, altered, modified, adapted, translated, reproduced, or published by any person or entity without prior written authorization from the General Conference of Seventh-day Adventists®. The division offices of the General Conference of Seventh-day Adventists® are authorized to arrange for translation of the *Beginner Sabbath School Leader/Teacher Guide*, under specific guidelines. Copyright of such translations and their publication shall remain with the General Conference. "Seventh-day Adventist," "Adventist," and the flame logo are registered trademarks of the General Conference of Seventh-day Adventists® and may not be used without prior authorization from the General Conference, 12501 Old Columbia Pike, Silver Spring, Maryland 20904-6600, U.S.A. Art copyrighted © 2002 by Review and Herald® Publishing Association.

Postmaster: Send address changes to *Beginner Sabbath School Leader/Teacher Guide*, Pacific Press® Publishing Association, P.O. Box 5353, Nampa, ID 83653-5353. Postage paid in Nampa, Idaho, and additional mailing offices. Single copy, US\$33.99 plus postage. One year, United States: US\$84.92; Canada and foreign: US\$93.92. Prices subject to change without notice.

Printed in U.S.A.

The Beginner Writers

Audrey Boyle Andersson—Sweden

Jackie Bishop—California, USA

DeeAnn Bragaw—Colorado, USA

Linda Porter Carlyle—Oregon, USA

May-Ellen Colón—Maryland, USA

Eileen Dahl Vermeer—Ontario, Canada

René Alexenko Evans—Tennessee, USA

Martha Feldbush—United States

Adriana Itin Femopase—Buenos Aires, Argentina

Dorothy Fernandez—Collonges-sous-Saleve, France

Edwina Neely—Maryland, USA

Rebecca Gibbs O'Ffill—Maryland, USA

Rob Robinson—California, USA

Janet Rieger—Australia

Contents

 **GRACE** *Grace is God's love for us.*

1 God Made My World (January) - - - - - 12




 **WORSHIP** *We praise God for His loving actions.*

2 Noah's Big Boat (February) - - - - - 32

 **COMMUNITY** *Community means loving one another.*

3 Sarah's Baby (March) - - - - - 50

Lesson Outline

Lesson	Bible Story	References	Memory Verse	Message	Materials
	GRACE: <i>Grace is God's love for us.</i>				
Lesson 1 January	Creation story	Genesis 1:1–2:3; PP 44–51	Genesis 1:31, ICB	God made pretty things because He loves us.	See pp. 14, 15.
	WORSHIP: <i>We praise God for His loving actions.</i>				
Lesson 2 February	Noah and the Flood	Genesis 6–9; PP 90–110	Psalms 89:1, ICB	I thank God for taking good care of me.	See pp. 34, 35.
	COMMUNITY: <i>Community means loving one another.</i>				
Lesson 3 March	Birth of Isaac	Genesis 18:1–16; 21:1–8; PP 146	John 15:12, NIV	People in families love one another.	See pp. 52, 53.

Bible Study Overview

- **Lesson 1** teaches that God made our beautiful world because He loves us.
- **Lesson 2** teaches us to thank God for His loving care for us.
- **Lesson 3** reminds us that, ideally, family members love each other.

To the leaders/teachers . . .

These guides were developed to:

- **Introduce the lesson on Sabbath.** The child then reviews and applies the principles studied with the help of their parents and Bible study guides during the week. In this way, the lessons learned in Sabbath School become a vital part of the child's growing faith experience. Memory verses, which are also learned in Sabbath School, are reviewed and reinforced during the following week, connected in the child's mind with the interesting activities they have already experienced.
- **Focus the entire Sabbath School time on one message.** These messages each relate to one of the four dynamics of a growing faith experience: grace (God loves me), worship (I love God), community (we love each other), and service (God loves you too).
- **Reach each child in the way he or she learns best.** By following the natural learning cycle on which these outlines were based, you will also connect students with "the message" for the week in a way that will capture each one's attention and imagination.

- **Give children active learning experiences** so they can more readily internalize the truths being presented. These experiences are followed by *debriefing* sessions in which you ask questions that lead the children to reflect on what they experienced, interpret the experience, and apply that information to their lives.
- **Involve the adult Sabbath School staff** in new and flexible ways. A very small Sabbath School can be managed by one adult. A larger Sabbath School can be managed by one leader/teacher with other adult volunteers to facilitate the small group interaction. This gives small group facilitators a maximum involvement with the students and their learning experience while requiring a minimum of preparation on the facilitator's part. A creative alternative is to enlist leaders/teachers with different personal learning styles to lead different segments of the program.

To use this guide . . .

Try to follow the natural learning cycle outlined, but adapt activities as necessary to make the program work in your particular situation.

About Materials

As you follow the natural learning sequence outlined in each lesson, you may want to adapt activities for use in your particular situation, and this may require a change in the need for materials.

Look ahead at the Program Overview for each month's program so you can be prepared with the materials suggested. Before the quarter begins, obtain regularly used supplies.

Supplies Frequently Used in Beginner Sabbath School

Art supplies

- aluminum foil
- chenille sticks or pipe cleaners
- cotton balls or polyester fiberfil
- craft sticks or tongue depressors
- crayons, markers, colored pencils
- glitter or glitter glue
- glue or glue sticks
- hole punch
- inked stamp pads (various colors)
- magnetic strips (peel and stick)
- paints—finger paints, tempera
- pencils, pens
- plastic wrap
- pom-poms
- rubber bands
- scissors (blunt-nosed)
- stapler and staples
- tape—cellophane and masking
- toilet paper rolls and/or paper towel rolls (empty)
- yarn, string, thread (several colors of each)

Papers

- butcher or white tablecloth roll
- card stock
- construction (various colors, including black and brown)
- drawing
- finger-paint paper
- newsprint
- poster board
- tagboard, cardstock, or heavy paper

- tissue paper (various colors, including white)
- writing paper

Other

- animals (toy, stuffed, plastic)
- angel (felts or cardboard on sticks)
- artificial foods
- baby bottles
- baby wipes or paper towels
- bags—paper, plastic trash bags, sealable plastic, large and small
- baskets (various sizes)
- bells
- "Bible" books (cardboard or felt)
- blankets—baby/doll-size, regular size
- birthday cake (artificial) with candles, matches
- birthday gifts, inexpensive (optional)
- blindfolds, one for each child
- board books, variety of subjects
- broom (child-size), dust cloths, other cleaning supplies
- bubble solution and blowers
- building blocks, boxes, or Legos
- carpenter tools (play hammer, saw, etc.), child-size
- costumes—angel, Bible-times for children and adults
- crowns
- cups—paper, plastic, Styrofoam
- device that can play music (CD, MP3, streaming, etc.)
- dolls, doll clothes
- felts—angels, animals, children, flowers, Jesus, people, scenery, sun

- flashlight
- mirror (hand mirror)
- nature items (rocks, feathers, shells, bird nests, artificial flowers and fruit)
- offering container (basket, bowl, etc.)
- paper plates, napkins, cups
- pull toy (optional)
- puzzles, simple wooden or cardboard
- rainbow sticks
- recorded sounds (bird, animal, storm, etc.)
- rhythm or toy musical instruments
- rocking chair, adult and child
- smocks or old shirts to cover children's clothing
- stickers (animal, nature, Jesus, etc.)
- spray bottle
- things that float

Additional Supplies Needed This Quarter

Lesson 1

- handkerchiefs or dark cloth squares
- water
- air freshener
- animal blocks
- star sticks
- bird sound recordings
- feathers
- old magazines
- fish puppet or stuffed, live, or plastic fish
- live pet
- bird and bear patterns (see lesson)
- picture of each child
- hand towels

Lesson 2

- books, puzzles about Noah's ark
- headdresses
- plastic or canned food, or hay, grass, straw, etc.
- toy tools

- small pillows or mats
- water-filled tub or large bucket
- Noah's ark playsets
- wood
- small squares of cardstock
- reproducible patterns (see lesson)
- lollipops (suckers on a stick)
- bananas
- animal crackers
- table knives

Lesson 3

- sturdy tablecloth or blanket
- child's play kitchen or accessories
- cooking pot
- cleaning supplies
- round clothespins (or four-inch sticks) and cloth
- colored cardboard or poster board
- heart pattern (see lesson)
- finger puppet pattern (see lesson)
- booklet pattern (see lesson)

Basic Needs of Children*

All children have certain basic needs as well as needs that are specific to their age and stage of development.

The basic needs of children are . . .

Physical

- Food
- Warmth
- Shelter

Mental

- Power—to make choices and follow plans

Emotional

- A sense of belonging
- Approval and recognition
- Expressions of unconditional love and acceptance

- Freedom within defined boundaries
- Humor—a chance to laugh

Spiritual

- An all-knowing, loving, caring God
- Forgiveness of wrongs and a chance to start over
- Assurance of acceptance with God
- Experience in prayer, answers to prayer
- A chance to grow in grace and in the knowledge of God

Developmental Needs

In addition to the basic needs listed earlier, 2-year-olds need to experience:

- Power—to have a chance to manipulate objects, events, people
- Freedom—to make choices, to interact in learning situations, to sometimes move about at will
- Independence—to do some things unaided
- Security—to feel safe

**Children's Ministries: Ideas and Techniques That Work*, ed. Ann Calkins (Lincoln, Nebr.: AdventSource, 1997).

The Beginner Child

In the Seventh-day Adventist Church the GraceLink curriculum for beginners targets children ages birth through 2 years. However, both the beginner and the kindergarten materials are adaptable to 3-year-olds.

A general rule applying to the beginner child is: seat children so their feet easily touch the ground. For children under 18 months, use walkers (without wheels).

To better understand beginner children, ages birth through 2 years, it is helpful to note characteristics of their growth and development.

Physical

- Vary greatly in their physical development
- Are growing rapidly
- Tire easily
- Cannot sit still for long

Mental

- Have an attention span of only one or two minutes
- Learn by active involvement and imitation rather than by instruction
- Learn best one ministeap at a time
- Focus attention on what they see and/or touch

Emotional

- Are extremely egocentric—centered in themselves

- Fear separation from parents
- Cry easily; one crying child sets other children crying
- Express their needs by crying (the crying usually stops when the child's needs are met)
- Become attached to adults who show love and acceptance of them

Spiritual

- Senses attitudes of respect, joy, and anticipation in connection with church, the Bible, and Jesus
- Can identify pictures of Jesus and lisp His name
- Will fold hands (briefly) for the blessing before meals and kneel (again briefly) for prayer