

REFERENCES: GENESIS 1:1–2:3; PATRIARCHS AND PROPHETS, PP. 44–51.

# God Made My World

## *Memory Verse:*

“God looked at everything he had made, and it was very good” (GENESIS 1:31, ICB).

## *The Message:*

God made pretty things because He loves us.

## *Parents:*

By the end of the month you can help your child **Know** that God made the world because He loves them.

**Feel** happy about God’s world.

**Respond** by thanking God for the world He made.



*Can you make a picture? Do you want to show your picture to someone? Long ago God made something special.*



God made our wonderful world. First, God made light. *[Let your child switch lights or flashlight on/off.]* God called the light “day.” He made day and night.

The next day God made the beautiful blue sky with clouds and wind. Can you blow like the wind?










The third day  
God made the  
dirt. God made soft  
green grass. God  
made pretty flowers.  
*Can you point to the  
flowers? God made  
tall trees. Can you  
reach up like a tall  
tree?*

“This earth is very  
nice!” God said. He  
was happy.

*[Go outside and name  
things God made to  
grow.]*






On the fourth day God made the bright sun. We see the sun in the daytime. God made the round moon.

*[Hold hands in a circular shape.]* He also made the twinkling stars that we see at night.

*[Open and close fists so fingers can “twinkle.”]* God put stars in the sky.

*[Make your hands “twinkle up high.”]*












The next day God filled the waters with fish. *[Put palms together and wiggle hands.]* Then God filled the air with flying birds of all colors. *[Flap arms as if flying.]* He gave the birds pretty voices to sing happy songs.


*[Imitate a birdsong.]*

God saw everything He made. God said, "This is good."



On the sixth day  
God made all  
the rest of the animals.  
He made tall giraffes  
and furry caterpillars.  
*[Walk fingers across  
your child's arm.]* God  
made horses *[make  
galloping sounds]* and  
barking puppies *[bark]*  
and cute little kittens  
*[meow]*.

God saw the  
animals He made.  
And God said, "This is  
good."









And then God made the most special creation. He made people.

God took some mud and made a man. The man had strong legs [*pat your child's legs*] and smiling lips [*smile at your child*]. God blew into the man's nose [*blow out*]. He opened his eyes [*blink your eyes open*]. He was alive! God called the man Adam.

Then God made a woman. He made Eve to be Adam's wife and friend.



On the seventh day God looked at everything He had made. It was very good. So God rested from His work. "This is a special day," He said. "This is a day of rest."

And so God made the Sabbath, a special day to spend with us. God made our world because He loves us.





Cut animal pictures in half and mix them up. Help your child put the halves back together again.



Walk barefoot in the grass, and talk about how it feels. Then while wearing shoes, continue your walk and collect nature items.

Talk about light while your child turns on/off a light or flashlight.

# Do & Say

Study these suggestions for something to do each day with your child. Select those that are appropriate for your child's developmental stage and repeat them often.



Sit in the sunshine and sing your very own "sunshine" song. "Sunshine, sunshine! God made the sunshine."

Take a "listening" walk. What sounds do you hear?



Look at pictures of animals. Make the animal sounds. Do the animal actions.



Name a color. Ask your child to point to something that is that color, or point to all the blue (red, green) things in the room. Say: "God made the colors."

Blow up a balloon, and bat it around with your child. Talk about how God made air for us to breathe and to enjoy.

Trace your child's body with sidewalk chalk. Compare your size with your child's. Talk about how God made the first people big and tall.

Pretend your fingers are wiggle worms and "crawl a worm" up your child's arm, tickling as you go.

Pretend your fingers are bees. Buzz to your child and tickle him or her.



Help your child make a cloud picture by gluing cotton balls on a blue piece of paper.

Collect leaves to make a leaf rubbing. Put a leaf under a piece of paper and help your child rub a crayon over the paper.

Collect rocks and help your child wash them. Then sort them by color, size, or shape.

Show your child how to blow a Ping-Pong ball or dry leaf across a hard surface, or blow a feather out of their hand. Talk about how God made air.

## Lesson 1

### Little Fish

Little fish, little fish goes out to play,

Wiggles its fins and swims away.

*(Wiggle thumbs.)*

Swims and swims in the water bright,

Opens its mouth and takes a bite.

*(Open hands.)*

Mmmmmmmmm! Good!

*(Rub tummies.)*

Mmmmmmmmm! Good!

*(Rub tummies.)*

—Dawn Reynolds

Copyright © 2000 by General Conference Corporation of Seventh-day Adventists®.

### The Windmill

Fast wind makes the windmill fast.

*(Roll arms fast in front of you.)*

Slow wind makes the windmill slow.

*(Roll arms slowly.)*

No wind makes the windmill stop.

*(Stop arms quickly.)*

So blow, wind, blow.

*(Roll arms fast and blow air out of mouth.)*

—Unknown