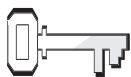


# Death Sentence



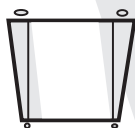
### References

Exodus 11; 12;  
*Patriarchs and Prophets*,  
pp. 273–280



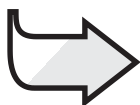
### Memory Verse

“The angel of the  
LORD encamps around  
those who fear him,  
and he delivers them”  
(Psalm 34:7, NIV).



### Objectives

The children will:  
**Know** that God  
sent His Son  
to save us.  
**Feel** happy that  
God has a way out of  
our every difficulty.  
**Respond** by praising  
God for His deliverance.



### The Message

We praise God for  
rescuing us  
from sin.

### Monthly Theme

We tell God we love Him when we worship Him.

### The Bible Lesson at a Glance

Pharaoh refuses to respond to God’s warnings. The tenth plague is the most terrible of all—the death of the firstborn son. It is a time of both fear and hope for the Israelites, a night to remember. For generations it will not only remind them of their deliverance from Egypt, but will also remind them that God will send His Son to save them from a much worse slavery—the slavery of sin.

### *This is a lesson about worship.*

God used the tenth plague to demonstrate the consequences of sin and His great love for His people. He delivered them. He also used the occasion to point forward to His plan to save the world from sin. We, too, have a choice. We worship God when we praise Him for saving us from sin.

### Teacher Enrichment

“The Passover was to be both commemorative and typical, not only pointing back to the deliverance from Egypt, but forward to the greater deliverance which Christ was to accomplish in freeing His people from the bondage of sin. . . . It was not enough that the paschal lamb be slain; its blood must be sprinkled upon the doorposts; so the merits of Christ’s blood must be applied to the soul. We must believe, not only that He died for the world, but that He died for us individually. . . .

“The hyssop used in sprinkling the blood was the symbol of purification. . . .

“The lamb was to be prepared whole, not a bone of it being broken; so not a bone was to be broken of the Lamb of God, who was to die for us” (*Patriarchs and Prophets*, p. 277).

### Room Decorations

See Lesson 5.

## Program Overview

Lesson Section	Minutes	Activities	Materials Needed
Welcome	ongoing	Greet students at door; hear pleased/troubled	none
<b>1</b> Readiness Activities	up to 10	A. <i>Primaries to the Rescue</i> B. <i>Man Overboard</i> C. <i>Rescue Services</i>	soft toys  two life preservers, string firefighter
<b>Any Time</b> Prayer and Praise*	up to 10	Fellowship Songbook Mission Offering Prayer	none <i>Sing for Joy</i> <i>Children's Mission</i> offering container cross, small slips of paper, thumbtacks
<b>2</b> Bible Lesson	up to 20	Experiencing the Story  Memory Verse Bible Study	Bible-times costumes, door frame made of cardboard, ketchup, twigs, crackers, paper plates, tables, suitcase/bag, clothes to pack Bibles, eight balloons, strips of paper Bibles
<b>3</b> Applying the Lesson	up to 15	<i>Rescued</i>	chalkboard/whiteboard, chalk/marker, eraser with word "Jesus" on it, <i>Sing for Joy</i>
<b>4</b> Sharing the Lesson	up to 15	<i>God's Rescue Team</i>	cardstock, scissors, safety pins, crayons/markers, hole punch

**\*Prayer and Praise me be used at any time during the program.**

# TEACHING THE LESSON

## Welcome

Welcome students at the door. Ask how their week has been—what they are pleased/troubled about. Encourage them to share any experiences from last week's lesson study. Have them begin the readiness activity of your choice.



## Readiness Activities

Select the activity most appropriate for your situation.

### You Need:

- soft toys

### A. Primaries to the Rescue

Before Sabbath School starts, put soft toys somewhere out of reach of the children. You will need one soft toy for every four or five children.

Say: **There is a lost** (name toy) **here this morning. Can you find it and rescue it?** Let the children find a way to “rescue” the “animal.”

### Debriefing

Ask: **How did you rescue your animal? Have you ever needed to be rescued? Today we are going to hear how God rescued the Israelites, and how it reminds us of how He rescues us from sin. And that is what our message is about.**



**WE PRAISE GOD FOR RESCUING US FROM SIN.**

Say that with me.

### B. Man Overboard

In advance, measure out two 1.5-yard (1.5-meter) lengths of string. Tie a length of string around each life preserver so that it is almost 1.5 yards/meters long. Form two groups. Place the children in two lines and then ask one child in each line to come stand 1.5 yards/meters away. Say: **There has been a terrible storm, and all of you have been washed overboard. This is the only crew member left on board. He/she has a life preserver. He will throw it to you. When one person catches it, that person can run to the safety of the ship, then throw the life preserver to another person in their group. Keep throwing the life preserver until all the “crew” members are rescued.**

### You Need:

- two life preservers (styrofoam or inflatable rings)
- string

### Debriefing

Allow discussion time as you ask: **How difficult was it to rescue the crew? What do you think it would be like if you were drowning? Would you want to be rescued? When Adam and Eve sinned, God had a rescue plan. Because of that plan we are all rescued from sin, if we choose to be. That's what today's message is about:**



**WE PRAISE GOD FOR RESCUING US FROM SIN.**

Say that with me.

### C. Rescue Services

Invite a firefighter to visit your class to talk about their work and show some rescue equipment. Let the children ask questions.

**You Need:**  
• firefighter

### Debriefing

Thank the firefighter for coming, then say to the children: **A firefighter's job is very important. They rescue people from fires and other things and save many lives. When Adam and Eve sinned, God put into place the biggest rescue mission of all time. As a result we can all have the gift of eternal life. Today's message says:**



**WE PRAISE GOD FOR RESCUING US FROM SIN.**

Say that with me.

## Prayer and Praise **Any Time**



### Fellowship

Report the students' joys and sorrows (pleased and troubled) as reported to you at the door (as appropriate). Allow time for sharing experiences from last week's lesson study and review the memory verse. Acknowledge any birthdays, special events, or achievements. Give a special, warm greeting to all visitors.



### Suggested Songs

- "Come and Praise the Lord Our King" (*Sing for Joy*, no. 5)
- "Psalm 66" (*Sing for Joy*, no. 11)
- "Praise Him, Praise Him" (*Sing for Joy*, no. 12)
- "Alleluia" (*Sing for Joy*, no. 16)
- "Philippians 4:4" (*Sing for Joy*, no. 23)



### Mission

Share a story from *Children's Mission*. Emphasize worship in the story.



### Offering

Say: **Many people in the world need rescuing from sin. When we give our offerings, we help people learn about God's rescue plan to save them.**

**You Need:**  
• offering container



### Prayer

In advance, prepare a cross large enough so children can tack prayer requests to it. Give each child a slip of paper. Say: **Write or draw something you would like God to forgive and something for which you would like to thank Him. When you finish, fasten your paper on the cross.** Gather the children around the cross. Thank God for His rescue plan and for all the wonderful things He does for us.

**You Need:**  
• cardboard or wooden cross  
• small slips of paper  
• thumbtacks

# 2

## Bible Lesson

### You Need:

- Bible-times costumes
- cardboard door frame
- ketchup
- twigs
- crackers\*
- paper plates
- tables
- suitcase/bag
- clothes to pack

\*Be aware of any food allergies and adjust accordingly.

### Experiencing the Story

If you have a large group, you may need to ask parents to help with a travel bag and clothes to pack. Ask the same person who helped with lesson 6 dress as Moses and tell the story. When God speaks, ask a teacher to read those lines or prerecord the voice.

**Characters:** Moses, voice of God, children of Israel. (Divide the children into family groups with a mother, father, and two or three children.)

### Read or tell the story.

Hello, boys and girls. My name is Moses. God gave me a special job to do. Nine times I went to Pharaoh and asked him to let the Israelites go. Nine times Pharaoh said no. So God sent plagues on the land. Water turned to blood. Frogs, gnats, and flies covered the land. Cattle died. People had terrible boils. A hail-storm destroyed most of the crops, and what was left the locusts have eaten. During the last plague it was dark for three days. After that Pharaoh told me that if I go to him again, he will kill me. Now God has told me about the last and most terrible plague.

"There is one last plague," God said. "After this, Pharaoh will let My people go. At midnight I will send an angel of death throughout Egypt. Every firstborn child will die. I will protect My people, if they do as I command."

Then I called a meeting with the Israelites. I told them to listen to God's instructions. Follow them closely, and you will be safe. Ignore them, and someone in your home will die.

Each family must choose a perfect

1-year-old lamb. In four days' time, around sunset, the father in each family is to kill the lamb and save some of the blood. Apply this blood to the sides and top of the doorframe at the entrance to your home. After this no one is to go out of the house until morning.

God will send an angel throughout the land of Egypt. The firstborn in every family will die. This is God's promise to you. He will pass over the houses with blood on the doorposts.

You must roast the lamb and eat it with bitter herbs and unleavened bread. Wear your coat and shoes as you eat it. If there is any of the lamb left, burn it in the fire. If your family is too small to eat a whole lamb, invite another family to share it with you, but both must put the blood on the doorposts of their houses.

When the day came, God's people followed the instructions exactly. (*Children use twigs to apply "blood" (ketchup) to door frame. Set table and put crackers on plate. All take a bite of crackers.*)

Everyone stayed in their houses until they heard shouting. (*Moses shouts.*) "The Lord's destroyer has gone through the land. The firstborn of all the Egyptians from the poorest servant to Pharaoh is dead. Pharaoh has finally agreed to do what God wants and has told us to leave the country."

We quickly packed our belongings. (*Throw clothes into suitcases.*) Their Egyptian masters gave them gifts of gold and silver. The Israelites were excited. They laughed and shouted to each other, "We are free! At last we are free!" (*All say, "We're free!"*)

This meal became known as the Passover. Jewish people still celebrate it every year to remember how God rescued us from the Egyptians. It also reminds us of Jesus, who came and died for our sins. Just

as the lamb's blood saved the firstborn at the first Passover, so Jesus' death saves all of us from our sins. If we believe and love Jesus, we can be free from sin and can go to heaven because of His death.

### Debriefing

Allow response time as you ask:

**How many of you are the oldest child in your family? If you had been there, what would you have thought when you heard about the last plague?**

**How careful would you have been about putting the lamb's blood on the doorposts? Would you have put a little or a lot?**

**How would you have felt when you heard that the angel had passed over your home? Why is Jesus sometimes called "the Lamb"?**

**We can be happy because Jesus took our place and died for our sins, so we, like the Israelites, can be free from sin. Let's say our message together:**



**WE PRAISE GOD FOR RESCUING US FROM SIN.**

### Memory Verse

In advance, write the memory verse phrases, one each, on strips of paper as indicated below.

Roll up the strips and put one paper inside

each balloon. Blow up the balloons.

Let the children pop the balloons, pick up the papers, and try to put the verse in the right order. If it is wrong, help them find it in the Bible. Mix up the strips and have them try again. Repeat until they know the verse.

**"The angel / of the LORD / encamps / around / those who / fear him, / and he delivers them" (Psalm 34:7).**

#### You Need:

- Bibles
- eight balloons
- strips of paper

### Bible Study

Say: **When Adam and Eve sinned, they presented God with a problem. Let's read the first part of Romans 6:23 and see what God's problem was.**

Read together. **What does this mean?** (When we do wrong things, we separate ourselves from God, and we have to die.)

**God has a rescue plan. Let's read the rest of the verse. God gave us a gift that would take away the results of sin.**

Divide the children into four groups and give each group a verse. Ask them to read it and decide what it means. Allow time for reporting to the class.

Romans 5:8

Ephesians 2:4, 5

1 John 1:9, 10

Romans 8:32

### Debriefing

Ask each group: **What did your verse say? What does it tell us about God's rescue plan? What do you think about knowing that God has rescued you from sin?**

**God rescued the Israelites in Egypt. When He rescued them, He gave them a special feast to remind them that Jesus would come to die for their sins. What feast was that?** See Exodus 12:13, 14.

**When Jesus came, He gave us another service to replace the Passover. Do you know what it is?** (Communion service) **We can thank God for giving us reminders and for rescuing us from sin. Let's say our message together:**



**WE PRAISE GOD FOR RESCUING US FROM SIN.**

#### You Need:

- Bibles



# 3

## Applying the Lesson

**You Need:**

- chalk/white board
- chalk/marker
- eraser with word "Jesus" on it
- *Sing for Joy*

### Rescued

Say: **God protected the Israelites from the angel of death by having them put the blood of the lamb on the doorposts of their house. Why did He instruct them to keep the Passover every year?** (To remind them that He had delivered them from the Egyptians and to remind them that Jesus would come to die for their sins.)

**What are some of the wrong things we do?** Encourage discussion and make a list where all can see.

**What can we do to get rid of these sins?** (Ask God to forgive us, to help us change our ways.)

**What happens then?** (Because Jesus died for us, God can erase our sins.) Give

each child the opportunity to come to the board and erase a sin while saying: "I praise God for rescuing me from sin."

### Debriefing

Ask: **How do you feel about God's plan for forgiving your sins?** (Happy, grateful, etc.)

**What does this plan tell you about God?**

**God loves us so much. Let's sing "His Banner Over Me Is Love"** (*Sing for Joy*, no. 25).

**God showed His love by rescuing the Israelites, and He sent Jesus to rescue us from sin. Let's say our message together:**



**WE PRAISE GOD FOR RESCUING US FROM SIN.**

## 4

## Sharing the Lesson

### God's Rescue Team

Distribute the art supplies. Cut out circles 2 inches (4.5 centimeters) in diameter and punch a hole near the top. Have the children draw a life preserver on the circle and write in the center "God's Rescue Team."

Pin the badges on the children by fastening the safety pin through the hole.

Ask: **What would have happened if Moses had not shared God's rescue plan with the Israelites?** (The firstborn in each family would have died.)

**What will happen if we do not share God's rescue plan for the world with others?** (They will not know about it. They will not be ready when Jesus comes.)

**We all can be part of God's Rescue Team and tell others about Him and His plan of salvation.** Divide the children into pairs and give them a chance to practice what they will say when people ask them what their badge means.

### Debriefing

Ask: **What will you say when someone asks what your badge means?** (God sent His Son, Jesus, to die for our sins.)

**Did Jesus come to rescue only certain people?** (No, Jesus came to rescue everyone.)

**Let's wear our badges all day today. When people ask about them, we can tell everyone that God wants to rescue them from sin. Let's say our message together:**



**WE PRAISE GOD FOR RESCUING US FROM SIN.**

### Closing

Have the children form a circle around the cross you used at prayer time. Pray that God will give them opportunities to tell others so He can rescue them from sin.

#### You Need:

- cardstock
- scissors
- safety pins
- crayons/  
markers
- hole punch



## Death Sentence

### References

Exodus 11; 12;  
Patriarchs and  
Prophets,  
pp. 273–280

### Memory Verse

“The angel of the  
LORD encamps  
around those who  
fear him, and he  
delivers them”  
(Psalm 34:7, NIV).

### The Message

We praise God  
for rescuing us  
from sin.

*Have you ever played that you were a prisoner or caught somewhere? Then did you pretend to be rescued or released? For the Israelites, it was not a game. They were caught in Egypt, but God had a plan to release them.*

God gave Moses a special job. Nine times he went to Pharaoh and asked him to let the Israelites go. Nine times Pharaoh said no. God sent terrible plagues on the land. Water turned to blood. Frogs, gnats, and flies covered the land. Cattle died. People suffered with ugly, hurting boils. A hailstorm destroyed most of the crops, and locusts ate what was left. During the ninth plague it was dark for three days. It was so dark that the Egyptians couldn't see to leave their homes or even see each other!

After all that, Pharaoh threatened to kill Moses if he ever saw him again. Then God told Moses about the last and most terrible plague.

God said, “There will be one last plague. After this Pharaoh will let you go. At midnight I will send an angel of death throughout Egypt. Every firstborn child will die. I will protect My people if they do as I command.”

Moses called the people together. “Israelites, come and listen to the instructions God has given us. Follow them closely, and you will be safe. Ignore them, and people will die.

“Each family must choose a per-

fect 1-year-old lamb. In four days' time, around sunset, the father in each family is to kill the lamb. Some of the blood is to be saved. Sprinkle this blood on the sides and top of your front doorframe. After this no one is to leave the house until morning.

“God will send an angel throughout the land of Egypt. The firstborn in every family will die. But no one will die in the houses with blood on the doorposts. The angel will pass over those homes.

“You must roast the lamb. Eat it with bitter herbs and unleavened bread. Wear your coat and shoes as you eat. If there is any of the lamb left, burn it in the fire. If your family is too small to eat a whole lamb, invite another family to share it. But both must put the blood on the doorposts of their houses.”

When the day came, Israelite families followed the instructions exactly. Everyone stayed in their houses until they heard the shouts: “The Lord's destroyer has gone through the land.” The firstborn of all the Egyptians from Pharaoh to the poorest servant had died.

Pharaoh finally agreed to do what God asked. He told the Israelites to leave the country. Everyone excitedly packed their belongings. Their Egyptian masters gave them gifts of gold and silver. The Israelites were excited. They laughed and shouted to each other. “We are free. At last we are free!”

This meal became known as the Passover. The Israelites celebrated it every year to remind them of how God rescued them from the Egyptians. Jewish people still celebrate it today. The Passover is also a reminder of the promise that Jesus will come and die for our sins. Just as the lamb's blood saved the firstborn at the first Passover, Jesus' death saves all of us from our sins. If we believe and love Jesus, we are free and can choose to live in heaven because of His death.

What a wonderful God!



## Daily Activities

### Sabbath

- The Israelites had to follow God's instructions exactly. God has given us some special instructions about Sabbath. Find them in Exodus 20:8–11 and share them with your family.
- Go for a walk with your family. Pretend you are an Israelite. Put on a coat or sweater and drink a glass of water. Why did God want the Israelites to eat and drink with their coats on? What was the Passover meal like?
- Sing praise songs, then thank God for His protection.

### Sunday

- Read and discuss Exodus 11 for family worship. What does *firstborn* mean? Who is the firstborn in your family? Who was the firstborn in your mom's family? your dad's?
- Draw an angel and write your memory verse on it. Use it to teach the verse to your family. Hang it where you can see it often.
- Spend time each day learning your memory verse.

### Monday

- With your family, read and discuss Exodus 12:1–7. Use an old box to create a doorframe. Use some twigs and red paint or ketchup to "paint" the doorframe.
- Look at the doorframes in your house. How high are they? Can anyone in your family reach the top of the door? If you had been an Israelite, what would you have done if you could not reach the top of the doorframe?
- Thank God for your home.

### Tuesday

- Read and discuss Exodus 12:8–13 with your family.
- Draw five lambs. Cover their bodies with cotton balls. Attach different lengths of thread to the lambs and tie them to a coat hanger to make a

sheep mobile.

- Ask your mother if you can taste three different herbs she uses in cooking. What is the difference between roasting, boiling, and eating food raw? Talk about favorite foods, then thank God for good things to eat.

### Wednesday

- Read and discuss Exodus 12:14–20 during family worship.
- If possible, add some yeast to some warm water. What happens?
- Ask your mother to help you make some unleavened bread. Mix together four ounces (100 grams) whole wheat flour, 3/4 teaspoon vegetable oil, and 1/2 teaspoon salt. Add two and a half ounces (75 milliliters) cold water. Knead for five minutes. Break into six equal lumps. Flatten each with your hand. Bake for five to seven minutes at 425°F (225°C). Share the unleavened bread with your family at worship time. Why is it unleavened?

### Thursday

- Read and discuss Exodus 12:31–36 with your family. Passover was a special meal. Help your family plan a special meal for Friday evening. Make family name cards and use them during that meal.
- Plan a visit to a museum to see some of your country's national treasures.
- Pray for people who do not have freedom to worship God.

### Friday

- Review the lesson story and act it out with your family for worship. Ask each person to think of something for which to praise God. Say your memory verse together.
- When the Israelites finally left, Egypt they praised God. Sing "Praise Him" (*Sing for Joy*, no. 15) or another praise song. Then praise God for His Sabbath day.