

Death Sentence

Exodus 11; 12; *Patriarchs and Prophets*, pp. 273-280

Have you ever played that you were a prisoner or caught somewhere? Then did you pretend to be rescued or released? For the Israelites, it was not a game. They were caught in Egypt, but God had a plan to release them.

God gave Moses a special job. Nine times he went to Pharaoh and asked him to let the Israelites go. Nine times Pharaoh said no. God



sent terrible plagues on the land. Water turned to blood. Frogs, gnats, and flies covered the land. Cattle died. People suffered with ugly, hurting boils. A hailstorm destroyed most of the crops, and locusts ate what was left. During the ninth plague it was dark for three days. It was so dark that the Egyptians couldn't see to leave their homes or even see each other!

After all that, Pharaoh threatened to kill Moses if he ever saw him again. Then God told Moses about the last and most terrible plague.

God said, "There will be one last plague. After this Pharaoh will let you go. At midnight I will send an angel of death throughout Egypt. Every firstborn child will die. I will protect My people if they do as I command."

Moses called the people together. "Israelites, come and listen to the instructions God has given us. Follow them closely, and you will be safe. Ignore them, and people will die.

"Each family must choose a perfect 1-year-old lamb. In four days' time, around sunset, the father in each family is to kill the lamb. Some of the blood is to be saved. Sprinkle this blood on the sides and top of your front doorframe. After this no one is to leave the house until morning.

"God will send an angel throughout the land of Egypt. The firstborn in every family will die. But no one will die in the houses with blood on the doorposts. The angel will pass over those homes.

"You must roast the lamb. Eat it with bitter herbs and unleavened bread. Wear your coat and shoes as you eat. If there

The Message

We praise God for rescuing us from sin.

Memory Verse

"The angel of the Lord encamps around those who fear him, and he delivers them"

(Psalm 34:7, NIV).

is any of the lamb left, burn it in the fire. If your family is too small to eat a whole lamb, invite another family to share it. But both must put the blood on the doorposts of their houses."

When the day came, Israelite families followed the instructions exactly. Everyone stayed in their houses until they heard the shouts: "The Lord's destroyer has gone through the land." The firstborn of all the Egyptians from Pharaoh to the poorest servant had died.



"We are free. At last we are free!" This meal became known as the Passover. The Israelites celebrated it every year to remind them of how God rescued them from the Egyptians. Jewish people still celebrate it today. The Passover is also a reminder of the promise that Jesus will come and die for our

Pharaoh finally agreed to do what God asked. He told the Israelites to leave the country. Everyone excitedly packed their belongings. Their Egyptian masters gave them gifts of gold and silver. The Israelites were excited. They laughed and shouted to each other.

sins. Just as the lamb's blood saved the firstborn at the first Passover, Jesus' death saves all of us from our sins. If we believe and love Jesus, we are free and can choose to live in heaven because of His death.

What a wonderful God!



S A B B A T H

READ The Israelites had to follow God's instructions exactly. God has given us some special instructions about Sabbath. Find them in Exodus 20:8-11 and share them with your family.

DO Go for a walk with your family. Pretend you are an Israelite. Put on a coat or sweater and drink a glass of water. Why did God want the Israelites to eat and drink with their coats on? What was the Passover meal like?

DO Sing praise songs, then thank God for His protection.

S U N D A Y

READ Read and discuss Exodus 11 for family worship. What does *firstborn* mean? Who is the firstborn in your family? Who was the firstborn in your mom's family? your dad's?

DRAW Draw an angel and write your memory verse on it. Use it to teach the verse to your family. Hang it where you can see it often.

PRAY Pray for the firstborn in your family.

DO Spend time each day learning your memory verse.

M O N D A Y

READ With your family, read and discuss Exodus 12:1-7. Use an old box to create a doorframe. Use some twigs and red paint or ketchup to "paint" the doorframe.

DO Look at the doorframes in your house. How high are they? Can anyone in your family reach the top of the door? If you had been an Israelite, what would you have done if you could not reach the top of the doorframe?

PRAY Thank God for your home.

In the Bible hyssop represents cleansing. Hyssop is probably the spice marjoram.



W E D N E S D A Y

READ Read and discuss Exodus 12:14-20 during family worship.

DO If possible, add some yeast to some warm water. What happens?

MAKE Ask your mother to help you make some unleavened bread. Mix together four ounces (100 grams) whole wheat flour, 3/4 teaspoon vegetable oil, and 1/2 teaspoon salt. Add two and a half ounces (75 milliliters) cold water. Knead for five minutes. Break into six equal lumps. Flatten each with your hand. Bake for five to seven minutes at 425°F (225°C). Share the unleavened bread with your family at worship time. Why is it unleavened?

T U E S D A Y

READ Read and discuss Exodus 12:8-13 with your family.

MAKE Draw five lambs. Cover their bodies with cotton balls. Attach different lengths of thread to the lambs and tie them to a coat hanger to make a sheep mobile.

DO Ask your mother if you can taste three different herbs she uses in cooking. What is the difference between roasting, boiling, and eating food raw? Talk about favorite foods, then thank God for good things to eat.



T H U R S D A Y

READ Read and discuss Exodus 12:31-36 with your family. Passover was a special meal. Help your family plan a special meal for Friday evening. Make family name cards and use them during that meal.

DO Plan a visit to a museum to see some of your country's national treasures.

PRAY Pray for people who do not have freedom to worship God.

F R I D A Y

DO Review the lesson story and act it out with your family for worship. Ask each person to think of something for which to praise God. Say your memory verse together.

DO When the Israelites finally left Egypt, they praised God. Sing "Praise Him" (*Sing for Joy*, no. 15) or another praise song. Then praise God for His Sabbath day.

Death Sentence

PUZZLE

Directions: Use the answer code to find a message of love from this week's lesson.



1	2	3	4	5
A	B	D	E	F
6	7	8	9	10
G	H	J	L	M
11	12	13	14	15
O	S	T	U	V

1-12 13-7-4 9-1-10-2 11-5 6-11-3

8-4-12-14-12 12-1-15-4-12 14-12




WORSHIP



GENESIS

GENESIS 1:1


1. Gather the materials:
dinner plate and saucer
two circles of cardboard
paper fastener 
crayons or markers or pencils
pencil
ruler

6. Ask an adult to help you cut out only ONE of the pie "wedges" on the SMALLER circle.




LUKE 19:8

2. Ask an adult to help you use the plate to trace a circle on one piece of cardboard. Then use the saucer (about one-third smaller than the larger plate) to trace another circle on the other piece of cardboard.



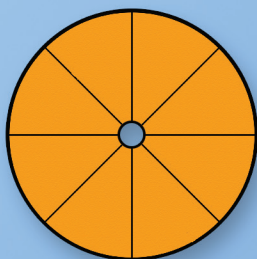
7. On the larger circle, copy one Bible verse from the list in the inner part of the wedge. Repeat on the next wedge using another verse. Repeat until all eight verses are written on the larger circle.

3. Ask an adult to help you punch a hole in the middle of both circles.



LUKE 18:16

4. Using the ruler, draw a line across each circle. Repeat until each circle looks like a pie cut into eight equal pieces.



8. Read each verse and choose one object that reminds you of that verse. Draw the object in the space at the outer edge of that verse's wedge. Repeat until all the verses have a colorful drawing at the outer edge.

5. Place the smaller circle on top of the larger circle and trace around the smaller circle.



PSALM 34:7



ISAIAH 55:1



MATTH

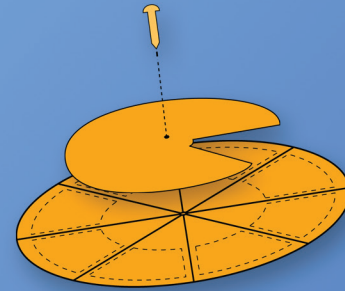
GENESIS 1:27 GENESIS 2:3 1 JOHN 1:19



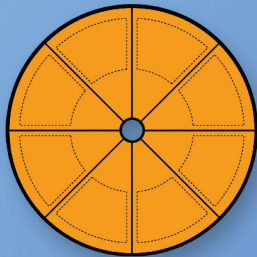
9. Label the top of the smaller circle with the words "Love letters to [YOUR NAME] from Jesus."

Love Letters...

10. Using the paper fastener, attach the smaller circle to the larger circle.



11. Holding the larger circle with one hand, use your other hand to turn the smaller circle to a picture that reminds you of the Bible verse you want to read.



12. Use this Bible verse finder during family worship or before bedtime prayers, or to tell a neighbor how Jesus loves you.

PSALM 150:6



EXODUS 3:5



PSALM 34:7

MATTHEW 4:19



MATTHEW 9:13

