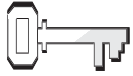


# Streams of Blessings



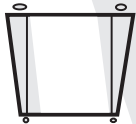
### References

Exodus 17:1–7;  
*Patriarchs and Prophets*,  
pp. 297, 298



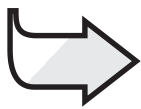
### Memory Verse

“Let anyone who  
is thirsty come  
to me and drink”  
(John 7:37, NIV).



### Objectives

The children will:  
**Know** that God  
can supply our needs.  
**Feel** confident in God’s  
willingness to  
supply our needs.  
**Respond** by praising  
God for His goodness.



### The Message

We praise God for  
supplying our needs.

### Monthly Theme

We tell God we love Him when we worship Him.

### The Bible Lesson at a Glance

The Israelites have experienced God’s protection from the plagues, deliverance from the pursuing Egyptians, and the gift of manna. Now another test of faith confronts them. There is no water. Instead of turning to God and presenting their need, they complain to Moses. God understands their weakness and still provides for all their needs.

### *This is a lesson about worship.*

God provided everything the Israelites needed. When difficulties came, they complained to Moses rather than bringing the problem to God. God was patient and met their needs. God longs for us to come to Him with our difficulties so He can pour out His blessings on us.

### Teacher Enrichment

“God cares for everything and sustains everything that He has created. He who upholds the unnumbered worlds throughout immensity, at the same time cares for the wants of the little brown sparrow that sings its humble song without fear. When men go forth to their daily toil, as when they engage in prayer; when they lie down at night, and when they rise in the morning; when the rich man feasts in his palace, or when the poor man gathers his children about the scanty board, each is tenderly watched by the heavenly Father. No tears are shed that God does not notice. There is no smile that He does not mark.

“If we would but fully believe this, all undue anxieties would be dismissed. Our lives would not be so filled with disappointment as now; for everything, whether great or small, would be left in the hands of God, who is not perplexed by the multiplicity of cares, or overwhelmed by their weight. We should then enjoy a rest of soul to which many have long been strangers” (*Steps to Christ*, p. 86).

### Room Decorations

See Lesson 5.

## Program Overview

Lesson Section	Minutes	Activities	Materials Needed
Welcome	ongoing	Greet students at door; hear pleased/troubled	none
<b>1</b> Readiness Activities	up to 10	A. <i>Waterless Lunch</i>  B. <i>Hole in a Rock</i>	two packets of presweetened fruit punch mix, packet of soup mix, paper bowls and cups, spoons, jug, water  stone with a smooth surface (for each child), markers
<b>Any Time</b> Prayer and Praise*	up to 10	Fellowship Songbook Mission Offering Prayer	none <i>Sing for Joy</i> <i>Children's Mission</i> offering container blue paper cut in water-drop shapes (see p. 143), pencils, basket
<b>2</b> Bible Lesson	up to 20	Experiencing the Story  Memory Verse Bible Study	Bible-times costumes, shepherd's staff, bedrolls/bundles for Israelites to carry  12 plastic cups Bibles
<b>3</b> Applying the Lesson	up to 15	<i>Daily Needs</i>	string, clothespins, scissors, paper, crayons/markers
<b>4</b> Sharing the Lesson	up to 15	A. <i>Quenching Our Thirst</i>  B. <i>Helping Hands</i>	plastic cups, crayons/markers, glue, fabric scraps paper, scissors, pencils

**\*Prayer and Praise me be used at any time during the program.**

# TEACHING THE LESSON

## Welcome

Welcome students at the door. Ask how their week has been—what they are pleased/troubled about. Encourage them to share any experiences from last week's lesson study. Have them begin the readiness activity of your choice.

1

## Readiness Activities

Select the activity most appropriate for your situation.

### You Need:

- two packets of presweetened fruit punch mix
- packet of soup mix
- paper bowls and cups
- spoons
- jug
- water

### A. Waterless Lunch

Say: **We are going to have a meal together today.** Distribute the bowls with a bit of dried soup in the bottom, and plastic cups with dried fruit punch. Ask: **Would you eat a lunch like this? Does it seem like something is wrong? What is missing?** (water) Say: **It would not be good to eat food like this. We need water to help make our food easier to eat.**

### Debriefing

Ask: **How would your life be different if you did not have much water? What have you used water for today?** (washing, cleaning teeth, breakfast, etc.) **What if you were in the desert without any water? How would you feel? What would you do? In our story today the Israelites have a problem like that. We will see how God supplies their needs. God will supply our needs too. And that's what our message is about:**



**WE PRAISE GOD FOR SUPPLYING OUR NEEDS.**

**Say that with me.**

(Adapted from *Amazing Stories From Exodus* (Group Publishing: Loveland, Colorado, 1994), p. 56.)

### You Need:

- stone with smooth surface for each child
- markers

### B. Hole in a Rock

Let each child choose a stone and draw a circle on the smooth part.

### Debriefing

Say: **Look at the circle that you drew on your rock. Can you make a hole where that circle is? How difficult would it be to make a hole in your rock?** (Very difficult—you would need a special drill.) **What would happen if you squeezed your stone?** (Nothing) **Do you think you could get water from your rock? In today's lesson we will learn how God used a rock to supply water for His people. God still supplies our needs. And that's what our message for today is about.**



**WE PRAISE GOD FOR SUPPLYING OUR NEEDS.**

**Say that with me.**

# Prayer and Praise **Any Time**



## Fellowship

Report the students' joys and sorrows (pleased and troubled) as reported to you at the door (as appropriate). Allow time for sharing experiences from last week's lesson study and review the memory verse. Acknowledge any birthdays, special events, or achievements. Give a special, warm greeting to all visitors.



## Suggested Songs

- "Come and Praise the Lord Our King" (*Sing for Joy*, no. 5)
- "Praise Him, Praise Him" (*Sing for Joy*, no. 12)
- "God Is So Good" (*Sing for Joy*, no. 13)
- "Come Into His Presence" (*Sing for Joy*, no. 14)
- "Alleluia" (*Sing for Joy*, no. 16)
- "Philippians 4:4" (*Sing for Joy*, no. 23)



## Mission

Share a story from *Children's Mission*. Emphasize worship in the story.



## Offering

Say: **God provides us with everything that we need, but not always everything that we want. One way of worshiping God is giving a little back to help to meet other people's needs.**

**You Need:**

- offering container



## Prayer

In advance, cut water-drop shapes, one for each child. (See page 143.) Say: **God gives us many wonderful gifts, including water. On your water-drop draw or write something for which you want to thank God.** Collect the droplets in a basket. Have the children stand around the basket. In your prayer thank God for supplying all our needs.

**You Need:**

- blue paper cut in water-drop shapes (see p. 143)
- pencils
- basket

# 2

## Bible Lesson

### You Need:

- Bible-times costumes
- shepherd's staff
- bedrolls/bundles (for Israelites to carry)

### Experiencing the Story

**Characters:** Moses, voice of God, Israelites

If possible, have the same person who helped with lessons 6 and 8 wear a Bible-times costume and play the role of Moses and read or tell the story. Prerecord the voice of God or have an adult read it.

Dress each child in a Bible-times costume and give each something to carry. Begin by having them pretend to take down their tents and pack up their bedrolls.

### Read or tell the story.

*(Moses leans on his staff.)* Remember me? Hi, I'm Moses. God helped me to lead the Israelites out of Egypt. Now we are journeying through the desert. God has told me that it is time for us to move again. *(Point to the children.)* The people are getting used to putting up and taking down their tents. Life in the desert is very different from life in Egypt. There they were slaves building palaces and temples for the Egyptians. Now we are like nomads, moving from place to place, following God's leading.

God has looked after us in so many different ways. He protected us during the plagues in Egypt. When Pharaoh chased us, God opened an escape route through the sea. A few weeks ago we had no bread; now God provides manna for us every day. If you look up, you can be sure that we are going in the right direction. The big cloud leads us, and it is a sign of God's presence. At night it looks

like a pillar of fire. It keeps wild animals away and keeps us warm. Desert nights can be very cool.

*(Moses leads the children around the room as they carry their bundles.)*

The desert is an unfriendly place. It gets so hot during the day that you can almost cook on the stones without lighting a fire. *(Moses wipes sweat off his forehead.)* At nighttime the temperature is cold. *(Shiver.)* You need to wrap up to keep warm.

Here is our new camp, Rephidim. *(Have the children pretend to put up tents.)* Everyone is tired, thirsty, and dusty after the long walk. The cows are mooing *(Moo like a cow.)*, demanding water. The sheep and the goats are bleating for water. *(Bleat like a sheep.)* The donkeys are braying and stamping their feet for water. *(Bray like a donkey.)* Only the camels do not seem to mind that there is no water. They can go without it for a long time.

*(Have the children begin to search for water, then go to Moses and shake their fists.)* Everyone is looking, but there does not seem to be any water. I guess they will expect me to find water. Let me ask what they want me to do. *(Moses looks at the "Israelites.")* "Can I help you?"

*(Children of Israel:)* "Give us water to drink. We are thirsty. Our families are thirsty. Our animals are thirsty. We must have water."

*(Moses:)* "God will provide all our needs. After all the things you have seen God do, surely you know that if God has brought us here, He will provide water. Why are you quarreling with me? Why are you putting God to the test?"

*(Children of Israel:)* "Why did you bring us out of Egypt? We are all going to die."

*(Moses turns away and prays.)* "O Lord, what should I do with these people? They are almost ready to stone me."

(God's voice:) "Walk on ahead and take some of the leaders with you. Bring the staff you used when I turned the waters of the river Nile into blood. I will go before you and stand by a rock at Horeb. Strike the rock, and water will come out of it."

(Moses beckons to the people.) "Come, follow me and see what God will do for you." (Moses pretends to hit the rock, then jumps back.) "Water. God has given you water. Enough water for everyone. Once again God has supplied all our needs. Praise be to God."

God supplied the Israelites' needs all through their travels for many years. And God supplies our needs too.

### Debriefing

Ask: **What would happen at your house if you had no water?**

**What would you have said and done if you had been one of the Israelites? How would you have acted before Moses struck the rock? After?**

**Why do you think the Israelites complained? What should have helped them believe that God would provide?** (The miracles God had performed to protect them and provide for them)

**Does God supply our needs today? How do we know? Let's thank Him as we say our message for today:**



**WE PRAISE GOD FOR SUPPLYING OUR NEEDS.**

### Memory Verse

In advance, print a different word of the memory verse on the bottom of each plastic cup. Don't forget the reference. Place the cups so that the words are in the proper order. Say: **A cool glass of water is always good on a hot day. Let's discover what the Bible says about being thirsty.**

**You Need:**  
• 12 plastic cups

Allow one child at a time to come and turn over a plastic cup and discover the word underneath, then read the word aloud.

After all the cups have been turned over, have the class read and repeat the memory verse several times. Then turn the cups back over, scramble them, and allow the children to put the cups in the right order again. Repeat until the children know the verse. The memory verse is: **"Let anyone who is thirsty come to me and drink" (John 7:37).**

### Bible Study

Form four small groups. Assign one of the following texts to each group and ask them to be prepared to summarize the text message for the class. Adults assist as needed.

Luke 12:6, 7

Matthew 6:25–27

Luke 12:27–31

Matthew 7:7–11

### Debriefing

Ask: **Do we have any reason to worry about what we need? Why? How do you know? What does Jesus say about worry?** Read aloud Matthew 6:25. (Worry is pointless.)

**What does God promise?** (To supply all our needs) **What do the flowers and birds remind us of?** (God's care. God looks after them. We are of more value than they are; God looks after us too.)

**Why does God give us so many good gifts?** (He loves us and wants us to be happy.) **Let's say our message together:**



**WE PRAISE GOD FOR SUPPLYING OUR NEEDS.**

#### You Need:

- Bibles

# 3

## Applying the Lesson

**You Need:**

- string
- clothespins
- scissors
- paper
- crayons/markers

### Daily Needs

In advance, tie the string across the room at a level the children can reach. Give each child a piece of paper. Say: **Draw something that we need every day. Cut it out and hang it on the line with a clothespin.** Save the clothesline for use in Sharing the Lesson.

### Debriefing

Look at the things on the clothesline. Ask: **Why did you choose that?**

**What are the most important things that we need?** Discuss together and make sure to distinguish between wants and needs.

**Why did the Israelites complain?** (They forgot about all the things God had done for them.)

**How can we make sure that we do not forget what God has done for us?** (Remind ourselves of things that God has done; get in the habit of thanking Him for them, etc.)

**Let's say today's message together:**



**WE PRAISE GOD FOR SUPPLYING OUR NEEDS.**

## Sharing the Lesson

### A. Quenching Our Thirst

Have the children decorate a cup.

Say: **God provided the Israelites with water when they needed it.**

**Plan to share your cup with someone and tell them how God supplied water for His people.** Form pairs and have the children practice telling the story.

#### Debriefing

Ask: **With whom are you going to share your cup? What are you going to tell them?**

**Why is it important to remind ourselves of how God has provided for our needs?** (It gives us confidence that He will supply them.)

**Telling others is one way of praising God for taking care of our needs. Let's say our message together:**



**WE PRAISE GOD FOR SUPPLYING OUR NEEDS.**

#### You Need:

- plastic cups
- crayons/ markers
- glue
- fabric scraps

### B. Helping Hands

Have the children trace around their hand and cut out the shape.

Say: **Sometimes God performs a miracle to meet people's needs, but many times He works through other people. Let's think of ways we can help meet other people's needs.** Call attention to the clothesline from Applying the Lesson.

**Form small groups and decide what you would like to do to meet someone's needs. When you have decided, write on your paper hand:**

**This helping hand entitles you to (insert help).**

#### Debriefing

Ask: **What did you decide to do to help someone?**

**Why did you choose that deed and that person?**

**What can you say to encourage them to believe that God supplies all their needs?** (Tell them today's story. Share the texts from today's Bible study.)

**God loves us and meets all our needs. Let's say our message together:**



**WE PRAISE GOD FOR SUPPLYING OUR NEEDS.**

#### You Need:

- paper
- scissors
- pencils

#### Closing

Pray, thanking God for supplying all our needs.



## Streams of Blessings

### References

Exodus 17:1–7;  
Patriarchs and  
Prophets,  
pp. 297, 298

### Memory Verse

“Let anyone who  
is thirsty come to  
me and drink”  
(John 7:37, NIV).

### The Message

We praise God  
for supplying  
our needs.

*Have you ever been really thirsty and not been able to find anything to drink? That is how the Israelites felt when they reached their new camp and found no water.*

*It happened something like this . . .*

It was time to move again. The Israelites were getting used to making camp. They could put up and take down their tents quickly now. Life in the desert was very different from life in Egypt. In Egypt they had worked as slaves building palaces and temples. Now they were going from place to place, following God’s leading.

God had looked after them in so many different ways. He had protected them when all the plagues came to Egypt. When Pharaoh chased them, God had opened an escape route through the sea. As they continued their journey, God had provided manna; food for them. They could see God’s presence in a large cloud in the daytime and a cloud of fire by night.

The desert was an unfriendly place. It became so hot during the day that you could almost cook on the hot stones. At nighttime the temperature was cold. You needed to wrap up to keep warm.

They had arrived at Rephidim, their new camp.

Everyone was tired, thirsty, and dusty after the long walk. The cattle’s cries demanded water. The sheep and the goats

echoed that call. The donkeys brayed and stamped their feet, adding to the plea. Only the camels did not seem to mind that there was no water. They could go without it for some time.

Everyone looked around, but there was no water. People began to ask each other if they had found any water. The answer was always the same: “No.”

Soon the people began to look for Moses. When they found him, they began to complain. “Give us water to drink. We are thirsty. Our families are thirsty. Our animals are thirsty. We must have water, or we will die.”

Moses looked sad. He knew that God would provide all their needs. They had seen God do so many things for them. Surely they must understand that God had brought them here. And He would provide water. Moses answered: “Why are you quarreling with me? Why are you putting God to the test?”

The people did not listen, they just complained. “Why did you bring us out of Egypt? We are all going to die.”

Moses did not know what to do. He turned to God in prayer. “What should I do with these people?” he asked. “They are almost ready to stone me.”

God answered Moses, “Walk on ahead and take some of the leaders with you. Bring the staff you used when I turned the waters of the river Nile into blood. I will go before you and stand by a rock at Horeb. Strike the rock, and water will come out of it.”

So Moses called the leaders and walked ahead. He found the rock and struck it, just as God had said. Water came gushing out! Enough water for everyone! More than enough to water all the animals too!

Once again God supplied all their needs. God never changes. He still supplies our needs today. What a wonderful God!



## Daily Activities

### Sabbath

- If possible, go with your family for a walk near some water. When you get back home, hold up a glass of water. Look through the glass. Do things become bigger or smaller? Give a glass of cool water to each person. Then thank God for clean water.

### Sunday

- Read and discuss Exodus 17:1–7 during family worship. Find a flat rock and write your memory verse on it. Use it to teach the verse to your family. Then put it where you will see it often. What kinds of rocks are found where you live?
- List and count the times you do something involved with water today.
- Pray for people where there is a drought (where there is little water).

### Monday

- During family worship, read Psalm 23. What does this tell us about God meeting our needs?
- Read Exodus 17:7 together. What did Moses call that place? Why? If possible, find out about the name of your town.
- Find out how much of the earth is covered with water. (Hint: Use an encyclopedia or the internet.)
- Sing some praise songs. Then praise God for meeting your needs.

### Tuesday

- Put some crumbs out to attract birds to your yard today. Make a list and count the different birds. Save the list for worship.
- Read and discuss Luke 12:6, 7 during family worship. Ask each person to tell one way God has met their needs today. Share your bird list with your family. Who helped God take care of the birds today?

- Sing “Father, We Thank Thee” (*Sing for Joy*, no. 100). Then thank God for the birds.

### Wednesday

- Read Luke 12:22–31 for worship. How can you seek God’s kingdom rather than riches? Make a list of the things Luke says we should not worry about.
- Find a picture of a king. Look at a flower. Which does God say is finer? What do you think? Why?
- Ask if you can help water the plants.
- Sing songs of praise. Then thank God for taking care of all our needs and worries.

### Thursday

- Read and discuss Matthew 7:7–11 with your family. Work together to make a poster or collage to show how God meets your family’s needs.
- Review your memory verse together. Tell your family what it means to you.
- How can your family be God’s hands and feet today to help meet someone’s needs? Make a plan, then do it.
- Thank God that He is always willing to listen to our requests.

### Friday

- Help your family get ready for Sabbath. What chores can you do? What food can you help prepare?
- During evening worship, act out the lesson story with your family. Say the memory verse together. Ask each person to tell what they learned from the lesson this week.
- Sing favorite worship songs. Then ask God to bless your family on the Sabbath.