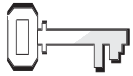


Gone Fishing!



References

Matthew 4:18–22;
Luke 5:1–11; *The
Desire of Ages*,
pp. 244–251



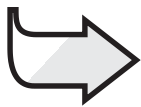
Memory Verse

“Come, follow me, . . .
and I will send you out
to fish for people”
(Matthew 4:19, NIV).



Objectives

The children will:
Know that Jesus
calls us to follow Him.
Feel happy that they can
be part of God’s family.
Respond by accepting
Jesus’ invitation to follow Him.



The Message

I help others learn
about Jesus when
I follow His example.

Monthly Theme

Jesus shows us how to love one another.

The Bible Lesson at a Glance

At the beginning of Jesus’ ministry He calls Peter, Andrew, James, and John to leave their fishing nets and follow Him. They listen to His call, respond immediately, leave everything, including the biggest catch they have ever made, to follow Him.

This is a lesson about community.

Jesus still calls people to follow Him. When we choose to follow Him, we become living demonstrations of His love and can help others to learn to know Him.

Teacher Enrichment

“God takes men as they are, and educates them for His service, if they will yield themselves to Him. The Spirit of God, received into the soul, will quicken all its faculties. Under the guidance of the Holy Spirit, the mind that is devoted unreservedly to God develops harmoniously, and is strengthened to comprehend and fulfill the requirements of God. The weak, vacillating character becomes changed to one of strength and steadfastness. Continual devotion establishes so close a relation between Jesus and His disciple that the Christian becomes like Him in mind and character. Through a connection with Christ he will have clearer and broader views. His discernment will be more penetrative, his judgment better balanced. He who longs to be of service to Christ is so quickened by the life-giving power of the Sun of Righteousness that he is enabled to bear much fruit to the glory of God” (*The Desire of Ages*, p. 251).

Room Decorations

Create an outdoor scene. Use blue material to make a river/lake. Add some plants or branches and some rocks.

Bulletin Board Ideas

Going Fishing. Fishy facts about Galilee—kinds of fish that are found in the lake. Fish found where you live. How fish live and breathe, et cetera. Hang a fishing net on the wall. Add fishy facts to it each week.

Money. Have some information on Bible-times money and your local currency. Many Bibles have information on coinage in Bible times.

Program Overview

Lesson Section	Minutes	Activities	Materials Needed
Welcome	ongoing	Greet students at door; hear pleased/troubled	none
1 Readiness Activities	up to 10	A. <i>Follow the Leader</i> B. <i>Do This, Do That</i> C. <i>Build a Boat</i>	none none large cardboard boxes, stapler, tape, scissors/craft knife, markers
Any Time Prayer and Praise*	up to 10	Fellowship Songbook Mission Offering Prayer	none <i>Sing for Joy</i> <i>Children's Mission</i> container paper fish shapes (see p. 143), pencils, fishnet
2 Bible Lesson	up to 20	Experiencing the Story Memory Verse Bible Study	Bible-times costumes, cardboard boat, nets none Bibles, paper fish shapes (see p. 143)
3 Applying the Lesson	up to 15	<i>Body Parts</i>	copies of hands, feet, eyes, ears, mouth (see p. 144)
4 Sharing the Lesson	up to 15	A. <i>Sharing the Good News</i> B. <i>Sharing God's Love</i>	paper, scissors, glue, art supplies, cotton or cotton balls paper, pencils, crayons/markers, coupons (see p. 106)

*Prayer and Praise may be used at any time during the program.

TEACHING THE LESSON

Welcome

Welcome students at the door. Ask how their week has been—what they are pleased/troubled about. Encourage them to share any experiences from last week's lesson study. Have them begin the readiness activity of your choice.

1

Readiness Activities

Select the activity most appropriate for your situation.

A. Follow the Leader

Seat the children in a circle. Ask for a volunteer to leave the room. Choose a leader and say: **Everyone follows what (name) does. For example: clap hands, stamp feet, scratch eyebrow. Do not make it obvious who you are looking at.** The leader should change the activity about every 30 seconds. Bring the volunteer back and have them stand in the center of the group. Explain that the children are following a secret leader, and it is up to the volunteer to identify that person. Repeat with other volunteers. Change the leader each time.

Debriefing

Ask: **How easy was it to spot the leader? Why? How easy was it to follow without appearing to look at the leader? Who do you think is the best leader of all time? Why should we follow Him? Jesus is still the greatest leader. When we follow His example, we help others learn about Him. And that's what our message is about:**



I HELP OTHERS LEARN ABOUT JESUS WHEN I FOLLOW HIS EXAMPLE.

Say that with me.

B. Do This, Do That

Have the children stand in a line. Say: **When I say "Do this," you are to do what I do. When I say "Do that," you should not do what I do. If you follow me when I say "Do that," you are to sit down.** Have someone help you watch for the children who make a mistake.

Debriefing

Ask: **Why did you follow me when I said "Do that"?** (Lost concentration for a time) **Who are some of the people we follow every day?** (Friends, teachers, parents, TV actors, etc.) **Should we be following these people?** (Sometimes it is OK, but often it is not.) **How hard is it to go against the crowd?** (Very hard. No one wants to feel left out.) **Who is our best example?** (Jesus) **When we follow His example, we can help others know Him. And that's what today's message is about:**



I HELP OTHERS LEARN ABOUT JESUS WHEN I FOLLOW HIS EXAMPLE.

Say that with me.

C. Build a Boat

Say: **I want to build a boat. Who will help me?** Using the materials listed, make a cardboard boat big enough for several children to sit in. Save the boat for later use.

Debriefing

Have several children sit in the boat. Say: **In our story today Jesus borrowed a fishing boat. Jesus made new friends that day, friends who would help others know about Him. When we follow Jesus' example, we help others know about Him too. Today's message is:**



I HELP OTHERS LEARN ABOUT JESUS WHEN I FOLLOW HIS EXAMPLE.

Say that with me.

You Need:

- large cardboard boxes
- stapler
- tape
- scissors/craft knife
- markers

Prayer and Praise **Any Time**



Fellowship

Report the students' joys and sorrows (pleased and troubled) as reported to you at the door (as appropriate). Allow time for sharing experiences from last week's lesson study and review the memory verse. Acknowledge any birthdays, special events, or achievements. Give a special, warm greeting to all visitors.



Suggested Songs

- "O, How He Loves You and Me" (*Sing for Joy*, no. 28)
- "I Have Heard Good News Today" (*Sing for Joy*, no. 33)
- "Jesus Loves Children" (*Sing for Joy*, no. 37)
- "Praise Him, Praise Him" (*Sing for Joy*, no. 12)
- "I Will Make You Fishers of Men" (*Sing for Joy*, no. 135)
- "Anywhere With Jesus" (*Sing for Joy*, no. 45)



Mission

Share a story from *Children's Mission*. Emphasize community in the story.



Offering

Say: **When we share what God has given us, we help others learn about Him. One way of sharing is giving our offerings.**

You Need:

- container



Prayer

In advance, make copies of fish shapes, one for each child. (See page 143.) Say: **Jesus called His disciples to be fishers of men, to teach others about Him. Think of someone you know who does not come to church. Write their name on your fish and put it in the net.** Pray for the names in the net and that the children will be good examples.

You Need:

- paper fish shapes for each child (see p. 143)
- pencils
- fishnet

2

Bible Lesson

You Need:

- Bible-times costumes
- cardboard boat
- nets

Experiencing the Story

Characters: Jesus, Simon Peter, James, John, and crowd

Use your outdoor scene. If you did not make the boat during a readiness activity, mark out a boat shape on the floor with tape, or create the side of a boat using a cardboard box.

Read or tell the story.

A cool night breeze blew over the waters of Lake Gennesaret. *(Simon Peter is sitting in the boat. James and John are sitting a little bit away from him, casting out their nets.)* Simon Peter was fishing with his partners, James and John. He tossed his big fishing net out over the water with a swishing sound and then a splat as it fell onto the lake and sank silently beneath the surface of the water. Simon Peter checked the position of the moon and stars to tell the time. *(Look up at the sky.)* Soon the sun would be rising. And still, he had caught no fish. James and John, in their own boat, weren't catching anything either. *(They shake their heads.)*

In a few minutes, Simon Peter began to haul in the net, hand over hand, hoping to see the glimmer of fish in the moonlight. *(Haul in the nets.)* But there was nothing. He piled the dripping net in the back of the boat and began to pull on the oars and head back to shore.

As the sky began to change from black to pink, Simon Peter laid out his net and began to clean it. *(Jesus comes, followed by a crowd.)* Jesus was standing near the shore surrounded by a crowd of people. Jesus was telling them how much God loved them. Jesus stepped into

Simon Peter's boat and continued to talk to the people. *(Jesus steps into the boat with Peter and sits down. The crowd sits on the ground nearby.)* Simon Peter was happy to share his boat with Jesus. Jesus taught the people how to care for each other, as He cared for them.

When Jesus finished, He said to Simon Peter *(Jesus looks at Simon Peter),* "Take your boat out into the deep water, Simon Peter, and cast your nets."

(Simon Peter jumps up.) "Oh, Master," Simon Peter replied. "I've been out on this lake all night long with James and John, and we didn't catch a single fish." He paused and thought for a minute. "But if you say so, I will try again." *(Simon Peter rows out and throws out the net.)* With a swishing sound the net flew up into the air and landed with a splat on the water, then sank silently underneath the silver surface.

(Peter begins to pull on the net.) In a few minutes, Simon Peter began to pull up the net. He could not believe it. The net was full of glimmering, writhing fish! It was so full that Simon Peter's net almost broke. *(Beckon to James and John. All three strain to pull in the net.)* He called to James and John in their boat to come and help him. The floors of both boats were soon covered with the silvery fish. The piles reached up the sides of the boats and threatened to sink them!

(Simon Peter gets down on his knees.) When Simon Peter saw all the fish, he knelt before Jesus and said, "Leave me. I am a sinful man."

(Jesus takes Simon Peter's hand and helps him up.) But Jesus said, "Don't be afraid. From now on you will be a fisher of men."

Simon Peter, James, and John dragged their loaded boats up onto the sand and left them to follow Jesus. They

left the biggest fish catch they had ever made to follow Jesus, to become His disciples.

Debriefing

Ask: **How do you think Peter felt after working all night and catching nothing?** (Tired, ready to give up)

Why did people follow Jesus?

(They wanted to learn more about God.)

How did Peter react when he saw all the fish? (He fell on his knees before Jesus.) **Why?** (He recognized that Jesus had performed a miracle, that Jesus made it possible for him to catch so many fish.)

What did Jesus ask Peter, James, and John to do? (Follow Him.) **Jesus wants us to follow Him too. How can we do that? Our message tells us. Let's say it together:**



I HELP OTHERS LEARN ABOUT JESUS WHEN I FOLLOW HIS EXAMPLE.

Memory Verse

Use the following actions to teach the memory verse. Repeat them until the children can say it without help.

Come, follow me, ... Beckon with hands.

and I will Point to self.

send you out to fish for people. Point to children. Pretend to cast out a fishing line.

Matthew 4:19 Palms together, then open.

Bible Study

In advance, write the questions and texts on a fish shape. (See page 143.) Form four groups. Give each a text. Have them read the text and answer the question. Adults assist as needed.

1. What did Jesus tell His disciples to do? John 13:15. (Follow His example.)

2. Can we be an example to others, even when we are young? 1 Timothy 4:12. (Even though we may be young, we still can witness.)

3. What does following Jesus' example mean? 1 Peter 2:21, 22. (Living a pure life. Doing what is right.)

4. Jesus summed up what it means to follow His example in Luke 6:31. What did He say? (Do to others as you want them to do to you.)

Have the children report and discuss their findings with the group.

Debriefing

Ask: **Can we still be a positive example even though we are young?** (Yes, people of any age can follow Jesus' example.)

What does it mean to follow Jesus? (To treat people as He treated them. To be honest, etc.)

What happens when we follow Jesus' example? (Others will want to know more about Jesus.)

Read 1 Corinthians 10:31 aloud.

Ask: **Can we follow Jesus in just some things?** (No. We need to follow Him in everything.) **Let's say today's message together:**



I HELP OTHERS LEARN ABOUT JESUS WHEN I FOLLOW HIS EXAMPLE.

You Need:

- Bibles
- paper fish shapes (see p. 143)

3

Applying the Lesson

You Need:

- paper copies of the following body parts: hands, feet, eyes, ears, mouth (see p. 144)

Body Parts

Form five groups. Give each group a paper body part. (See page 144.) Say: **In your group discuss how this part of your body can be an example to others. Think of a way to act it out for the rest of the group.** Allow time for each group to act out their ideas.

(Large group: provide more sets of copies.)

Debriefing

After each group has acted out their

ideas, ask: **Can you think of any other ways our (insert body part) can be an example to others?**

When each group has shared their ideas, ask: **Is it always easy to follow Jesus' example? Why? Jesus has promised to help us by sending the Holy Spirit.**

Read John 14:26 aloud. Be sure the children understand the text.

Remember ...



I HELP OTHERS LEARN ABOUT JESUS WHEN I FOLLOW HIS EXAMPLE.

For Lesson 10, page 107. Sharing the Lesson.

I _____ want to be
Name

a good helper. I want to

on _____
Date

_____ Date _____ Signed

Sharing the Lesson

A. Sharing the Good News

Give each child a sheet of paper. Have them fold it in half and draw the outline of a fish.

Have the children decorate their fish using the art supplies. Cut the fish shape out of both halves of the paper. Insert some cotton or cotton balls between the two halves and glue the halves together.

Encourage the children to show their fish and tell someone the lesson story this week.

Debriefing

Allow for response time as you ask:
How does your paper fish remind you of today's lesson story?

Think of someone with whom you want to share today's Bible story. Will it be someone at home? Mom or Dad or a brother or sister? an aunt or uncle? a friend at school or a neighbor? How will you begin?

What will you share? While you are planning, remember our message. Let's say it together:



I HELP OTHERS LEARN ABOUT JESUS WHEN I FOLLOW HIS EXAMPLE.

You Need:

- paper
- scissors
- glue
- art supplies
- cotton or cotton balls

B. Sharing God's Love

To encourage the children to be a good example, discuss ways they can help at home, school, and at church.

They can:

- help in the yard
- clean their room
- carry out the trash
- put things away
- be quiet when their brother or sister is doing their homework

Give them several coupons (see p. 106) that they can fill out and give to people in their community.

Debriefing

Allow response time as you say:
Think of someone to share your coupon with. Someone in your family? A friend at school or a neighbor? How will you give it to them?

As you help them, tell them about Peter's big catch and how he and James and John became "fishers of men." While you are planning, remember our message. Let's say it together:



I HELP OTHERS LEARN ABOUT JESUS WHEN I FOLLOW HIS EXAMPLE.

Closing

Gather around the fishing net used in prayer time and pray again for the people whose names are on the fish. Pray that the children will be a good example.

You Need:

- paper
- pencils
- crayons/ markers
- coupons (see p. 106)

Gone Fishing!

References

Matthew 4:18–22;
Luke 5:1–11; *The
Desire of Ages*,
pp. 244–251

Memory Verse

“Come, follow
me, . . . and I
will send you out
to fish for people”
(Matthew 4:19,
NIV).

The Message

I help others learn
about Jesus when I
follow His example.

Have you ever watched people fish? They usually sit very still and wait. Simon Peter had been sitting in his boat all night and had not caught a thing. When Jesus told him to try again, he caught many fish! This is how it may have happened.

A cool night breeze blew over the waters of Lake Gennesaret. Simon Peter was fishing with his partners, James and John. He tossed his big fishing net out over the water. He heard a swishing sound and then a splat as it fell. Slowly, slowly, it sank beneath the surface of the water. Simon Peter checked the position of the moon and stars to tell the time. Soon the sun would be rising. And still he had not caught a single fish. James and John, in their own boat, weren't catching anything either.

In a few minutes Simon Peter began to haul in the net hand over hand. He hoped to see the glimmer of fish in the moonlight. But there was nothing. He piled the dripping net into the back of the boat. Then he began to pull on the oars and head back to shore.

The sky began to change from black to pink. Simon Peter laid out his net and began to clean it. Jesus was standing on the shore surrounded by a crowd of people. He was telling them how much God loved them. The people really wanted to hear. They crowded so close to Jesus that He stepped into Simon Peter's boat and continued to talk to the people. Simon

Peter, no doubt, was happy to share his boat with Jesus.

After Jesus finished speaking to the people, He said to Simon Peter, “Take your boat out into the deep water, Simon Peter, and let down your nets.”

“Oh, Master,” Simon Peter replied. “I've been on this lake all night long with James and John. And we didn't catch one fish!” He paused and thought for a minute. “But if You say so, I will try again.”

With a swishing sound the net flew up into the air. It landed with a splat on the water, then sank silently.


In a few minutes Simon Peter began to pull in the net. He could not believe it. The net was full of glimmering, writhing fish! It was so full that the net almost broke. Simon Peter called to James and John, “Bring your boat and help me!”

Soon the floors of both boats were covered with the silvery fish. Piles of fish reached up the sides of the boats and threatened to sink them!

When Simon Peter saw all the fish, he knelt before Jesus and said, “Leave me. I am a sinful man.”

But Jesus said, “Don't be afraid. Follow Me, and you will be a fisher of men.”

Simon Peter, James, and John dragged their loaded boats up onto the sand and left them there. They turned away from the biggest catch of their lives and left all behind to follow Jesus. They would serve Him as long as they lived. And many people would learn of Jesus because of their work. They truly were fishers of men.



Daily Activities

Sabbath

- Together with your family, visit a place where you can see boats and people fishing. Discuss together what Peter's fishing boat may have looked like. How does it compare with the boats you see today?
- Pray for fishers and those who work at sea.

Sunday

- For worship today, read and discuss Matthew 4:18–22. Find the Sea of Galilee on a Bible map. Compare its size to a body of water in your country. Where is the nearest fishing place?
- Make a paper boat and write your memory verse on it. Use it to teach the verse to your family. Then put it where you will see it often.
- Pray that God will help you listen to the right voices calling you.

Monday

- Read and discuss Luke 5:1–11 during family worship. What does it mean to be a fisher of men? Sing "I Will Make You Fishers of Men" (*Sing for Joy*, no. 135) before prayer. Pray that you will be a good example to others.
- When your mother calls you, see if you can go as quickly as Peter, Andrew, James, and John went when Jesus called them.
- What type of nets do fishers use today?
- Remember to review your memory verse each day.

Tuesday

- Read and discuss John 1:35–42 for family worship. What did Andrew do when he heard about Jesus? What can your family do to tell others about Jesus?
- If you have a fish tank, look at the fish swim.

Find out how they breathe. If you don't have a tank, visit an aquarium or pet shop to look at the fish.

- Make five small boats from different household materials (aluminum foil, cork, paper, etc.). Which floats the best?
- Thank God for all the wonderful creatures He has made.

Wednesday

- For family worship, read and discuss Mark 1:14–20. Ask an adult to tell about someone who is a role model for them.
- Look in the newspaper and cut out pictures of leaders who are role models. As your family helps you make a collage, talk about how the leaders differ from Jesus. Pray for the leaders of your country.
- Thank God for good role models. Ask Him to help you to be a good role model too.

Thursday

- With your family, read and compare Luke 5:1–11; Matthew 4:18–22; and Mark 1:14–20. They all tell the same story in a slightly different way. How are they alike? How are they different?
- If possible, play Follow the Leader or Simon Says with some friends.
- Thank God for your friends.

Friday

- Without being prompted, help your family get ready for Sabbath.
- For worship today, review Luke 5:1–11 and act it out with your family. Say your memory verse together. Sing "I Will Make You Fishers of Men" (*Sing for Joy*, no. 135) and other favorite songs. Then ask God to be with you on His holy Sabbath day.