



Worship

We praise God for His great love.

POWER TEXT

"God is spirit, and his worshipers must worship in the Spirit and in truth" (John 4:24).

KEY REFERENCES

- John 4:5-42
- *The Desire of Ages*, chap. 19, pp. 183-190
- *The Bible Story* (1994), vol. 7, pp. 145-150
- Student story on page 62 of this guide

OUR BELIEFS

- No. 5, The Holy Spirit
- No. 10, The Experience of Salvation
- No. 4, The Son

OBJECTIVES

The students will:

- **Know** that the spirit of worship is more important than the place.
- **Feel** that they can worship God wherever they are.
- **Respond** by choosing to worship God.



Wherever we
are, we can
worship God
in the Spirit
and in truth
in response to
His love.

The Bible Lesson at a Glance

When Jesus meets the Samaritan woman at the well and talks to her about worship, He shows her that worship can take place anywhere and under any circumstances. God is bigger than any specific worship place. Jesus' answers to the Samaritan woman's questions show her that she needs a Savior and that the act of worshiping is more important than the place of worship.

This is a lesson about worship.

Wherever we are, we can respond to God's love. He cherishes the spirit of our worship. Where we worship and the ceremonies we observe are not meaningful without the right spirit. Christ is "thirsty" for our recognition of what He has done for us.

Teacher Enrichment

"Our Redeemer thirsts for recognition. He hungers for the sympathy and love of those whom He has purchased with His own blood. He longs with inexpressible desire that they should come to Him and have life. As the mother watches for the smile of recognition from her little child, which tells of the dawning of intelligence, so does Christ watch for the expression of grateful love, which shows that spiritual life is begun in the soul" (*The Desire of Ages*, p. 191).

"God is spirit, and his worshipers must worship in the Spirit and in truth" (John 4:24, NIV).

"A 'worshiper,' in the biblical sense, is what we'd call a believer, disciple, or Christian. Thus, these two balancing principles are not just about what happens on Sabbath morning. Worship, in Scripture, is a way of life—the life of one who worships the God of creation and redemption. We all worship twenty-four hours a day. The question is not if, but who! The worshipers of the God of Heaven are to worship (live their lives for and with God) 'in spirit and in truth'" (Jack Calkins, *Leading the Learning Church* [Lincoln, Nebr.: AdventSource, 1998], p. 1).

How do I worship? What difference does it make in my life? In what ways do I respond to His love?

Welcome



Welcome students at the door and direct them to their seats. Ask them how their week has been. Encourage learners to study their Sabbath School lesson regularly, and use several minutes to debrief students on the previous week’s lesson. Ask:

What was the most interesting part of the Bible story? What activity did you find the most helpful? Which activity was the most fun?
Invite students to share their experiences and/or the handiworks they created for Sabbath School during

the week. (The leader should be familiar with the previous lesson to be able to direct the discussion.) This is also a good time to have students recite the power text.
Have students begin the readiness activity of your choice.



Program notes

LESSON SECTION	MINUTES	ACTIVITIES	MATERIALS NEEDED
Welcome	Ongoing	Greet students at the door. Ask about their week.	
1	10-15	A. <i>Water Guess</i>	slips of paper, tape or sticky notes
		B. <i>Thirst for Water</i>	*salty treat, cold water, paper cups
 Prayer and Praise	15-20	See page 57. Prayer and Praise may be used at any time during the program.	songbooks, world map, pushpins, offering plate/basket, water jug, water, cups
2	15-20	Introducing the Bible Story	five copies of <i>Net Kids</i> script (p. 151)
		Experiencing the Story	material for mock well
		Exploring the Bible	Bibles
3	10-15	<i>Thirsty for God</i>	index cards, paper, or small water cups, pencil/pen
4	10-15	<i>Water of Life</i>	water bottles, sticky labels
 Closing		Prayer and Closing Comments Reminder to Parents Coming Up Next Week	

*Be aware of any food allergies and adjust accordingly.

LESSON 5

1

READINESS ACTIVITIES

Select the activity or activities that are most appropriate for your situation.

A

YOU NEED:

☐ paper and tape or sticky notes

Water Guess

Write the names of familiar bodies of water on paper that can be attached to students’ backs (so only others can read it). Use names such as Atlantic Ocean, Pacific Ocean, Indian Ocean, Mediterranean Sea, Red Sea, Sea of Galilee, Black Sea, Nile, Thames, Snowy River, Victoria Falls, etc. Repeat your list if necessary.

Instruct students to work in pairs, asking their partner yes-and-no questions only. When they have guessed their body of water, they are to write its name in a place you choose.


Debriefing

Ask: **How easy was it to discover the name of the body of water on your back? How much of the earth’s surface is covered with water?** (70 percent) **What percentage of your body is made up of water?** (60 percent) **Did you know that 75 percent of all headaches are caused by a lack of water? Let’s turn to John 4:14 and read it together. What does it mean when Jesus is called the Water of Life?** (We can’t live without Him; He quenches our thirst for God; He makes us clean.)

Say: **Today we are going to talk about how to worship God for all He is to us. Let’s say together our power text, John 4:24.**

“God is spirit, and his worshipers must worship in the Spirit and in truth” (John 4:24).

Our power point reminds us that

 **Wherever we are, we can worship God in the Spirit and in truth in response to His love.**

B

YOU NEED:

☐ *salty treat
☐ cold water
☐ paper cups

Thirst for Water

Note: This activity involves serving to the students some food items. *Make sure that none of the students will experience allergic reactions to the food items you plan to give to them.

Give each student a small, salty treat. Also, bring two gallons of water in a container to show as you talk. Then say: **In hot weather you need about two gallons (approximately 7½ liters) of water a day to control your temperature, to digest your food, to filter the air, to manufacture cells, and to get rid of waste. Your body is actually made of 60 percent water.**

Ask: **How is God like water to those who are spiritually thirsty?** (Encourage students to explore ideas.) Say: **We will discuss this some more when we have our Bible study.**


Ask: **Are you thirsty now, after the salty food you ate?**

Give each student a small cup of the best-tasting water you can provide.

Say: **Today we are going to talk about how to worship God wherever we are. Let’s say the power text, John 4:24:**

“God is spirit, and his worshipers must worship in the Spirit and in truth” (John 4:24).

Our power point reminds us that

 **Wherever we are, we can worship God in the Spirit and in truth in response to His love.**



Prayer and Praise

Notes

Fellowship

Report the students' joys and sorrows (pleased and troubled) as reported to you at the door (as appropriate). If they have given you permission, share one or two special items from students' Bible study during the week. Acknowledge any birthdays, special events, or achievements. Give a special, warm greeting to all visitors.

Suggested Songs

Ask the students for their favorite worship songs—specifically those that are about our response to God's great love.

Mission

Use *Adventist Mission* for youth and adults (go to www.juniorpowerpoints.org and click on MISSION) or another mission

report available to you. Using a world map, have the students identify and mark with pushpins the location where the mission story is taking place.

YOU NEED:

- ☐ world map
- ☐ pushpins

Offering

Giving is a form of worship. Once again, have students select a worship song to sing while you worship with your offering.

YOU NEED:

- ☐ offering plate/basket

Prayer

Bring in a jug filled with water.

Fill up some cups and offer them to students who are thirsty and wish to have a drink. Have each student in the circle share a word

YOU NEED:

- ☐ water jug
- ☐ water
- ☐ cups

or sentence that describes what to them is the meaning of the "Water of Life." Offer a prayer of thanksgiving to Jesus, the Water of Life. Close by praying for the students' joys and sorrows, for the birthday and other special event celebrants, as well as for the visitors.

LESSON 5

2

BIBLE LESSON

Introducing the Bible Story

The Net Kids

(Refer to Lesson 2 for background and setup information.) Make five copies of the *Net Kids* script found on page 151 of this guide. Distribute to the students you have selected as early as possible. Allow practice time before using this activity. Present the skit.

Debriefing

Ask: **What do you think? How would you respond to Emiko? Hebrews 10:25 tells us that we should meet together to worship God. What are some ways of worshipping God that might not be considered appropriate for your church? What are some ways other people worship God that are different from the way you worship? Where are some places, besides church, that you feel you can worship God? How do you worship Him there? What do you think worship will be like in heaven?**

YOU NEED:

- five scripts (p. 151)

Experiencing the Story

If possible, create a mock well in the middle of your room. (If appropriate, give the students the cloth rectangle headaddresses that you used last week.) Have girls sit around the well on one side, and boys around the well on the other. Have all students look up John 4:5-26.

Say: **I am going to be the narrator. Those on my left will read all the things that the Samaritan woman said. Those on my right will read all the things that Jesus said.** (If possible, have a teacher/facilitator read with each group to help with unity.)

Debriefing

Ask: **When do you think that Jesus got His drink of water?** (Encourage students to look further in John 4 to try to find the answer.)

Read the following quote to the students: **“Our Redeemer thirsts for recognition. He hungers for the sympathy and love of those whom He has purchased with His own blood. He longs with inexpressible desire that they should come to Him and have life. As the mother watches for the smile of recognition from her little child, which tells of the dawning of intelligence, so does Christ watch for the expression of grateful love, which shows that spiritual life is begun in the soul”** (*The Desire of Ages*, p. 191).

Ask: **What kind of thirst was satisfied for Jesus that day?**

YOU NEED:

- bricks or cardboard boxes to “build” a well

Exploring the Bible

YOU NEED:

☐ Bibles

Say: **Let's look at some other places in which Jesus says that He is the Water of Life.** Have different students look up and read aloud John 7:37-39; Revelation 21:6; and Revelation 22:17.

Ask: **What were the facts about water that we talked about earlier? Why do you think that Jesus decided to use "the Water of Life" as a way to help us understand Him better?** (Encourage many answers. Possibilities: We need it so much. We can't live without it. It makes things grow. It helps our bodies work right.)

Let's say together our power text, John 4:24:

"God is spirit, and his worshipers must worship in the Spirit and in truth" (John 4:24).

Our power point reminds us that

 *Wherever we are, we can worship God in the Spirit and in truth in response to His love.*

Thirsty for God

YOU NEED:

☐ index cards, paper, OR
small water cups

☐ pencil/pen

Make cards or slips of paper (or small water cups) with the following texts printed on them: Psalm 63:1; Psalm 42:1, 2. Make enough for each student to have one. (Or just assign each student a text.) Have everyone look up their text. And then say: **I would like you, in groups of two or three, to think of and discuss ways that in your daily life you could show you were thirsty for God.** After they have had a few minutes to discuss in small groups, have them face you again (or turn to their facilitator/teacher) and ask for volunteers to share what they discussed. (Wanting to spend time with Him, to read the Bible, to pray, to listen to Christian music, to spend time in nature, etc.) This might be a good time to discuss with the students how to make a plan for personal Bible reading for spiritual growth.

LESSON 5

4


SHARING THE LESSON

Water of Life

Invite students to share with the class if they had the opportunity last week to “taste” the Water of Life that Jesus offers. Ask: **Who is the Water of Life? Did any of you ask God to give you this Water? What did you do to let someone know that Jesus offered Himself to us freely?** Say: **If we receive Jesus, the true Water of Life, into our hearts we will not thirst again.**

Purchase in advance a large quantity of water bottles, along with sticky-back printable labels. Prior to Sabbath School class write and print on the labels the following text: “Jesus is YOUR water of life. The Junior Sabbath School of (name of church).” Ask the students to attach the labels to the water bottles and then invite them to join you either between Sabbath School and the church service, or following the church service to distribute the bottles to other church members as they leave for home. Alternatively, ask students to deliver the water bottles to non-Adventist neighbors and/or friends.

Remind the students that we are encouraging others to worship God when we share our faith, even by distributing water bottles!

 **Wherever we are, we can worship God in the Spirit and in truth in response to His love.**

YOU NEED:

- ☐ water bottles
- ☐ preprinted sticky labels



Closing

Prayer and closing comments:

Ask the Lord to be with the plans of your class, as the students reach out to church members and visitors.

Reminder to parents:

Say: **Check out the student Bible study guide to find Parents’ Pages for your use in family worship, or however you wish to use them to spiritually guide your children. You may listen to the podcast of the lesson online at www.juniorpowerpoints.org/podcast.php?channel=1.**

Coming up next week:

Say: **Jesus restores sight to a blind man. Believing and acknowledging Jesus as the Son of God is an act of worship.**

Notes

LESSON 5

Student lesson

When Jesus Got Thirsty

Have you ever run out of water to drink? Or have you ever been really thirsty? This story is about being thirsty for water, and for much, much more. Imagine the heat.

Dust puffed up in little clouds around the feet of the group of Jewish men walking in the noontime sun toward the beautiful valley of Shechem. At the opening of the valley was Jacob's well. Jesus gladly sat there to rest while the disciples went into the Samaritan town to get some food.

After a little while a woman came down the path to the well. She had her own pitcher, her own rope. She let the pitcher down, down, down, and Jesus could hear it splash as it reached the water. He was silent. She was silent. She acted as if she didn't know anyone else was anywhere near. The Jews and the Samaritans who lived in the area tried not to have anything to do with each other.

As she turned to leave with her full pitcher on her shoulder, Jesus spoke. "Will you give me a drink?" (John 4:7).

That was a request she couldn't refuse. A proper Jewish man would never ask a Samaritan woman for anything, but no one in that dry desert region would think of refusing a request for water.

"Why are you asking me for a drink, since you are a Jew?" she blurted out bluntly.

"If you knew the gift of God and who it is that asks you for a drink," said Jesus, "you would have asked him and he would have given you living water" (verse 10). Jesus loved to make people think.

The woman wasn't sure what Jesus

meant, but it sounded important. She didn't feel quite sure of herself. But all she could see was a tired Jewish traveler. "Are you greater than our father Jacob, who gave us the well and drank from it himself?" she asked.

Jesus didn't answer her question directly. As usual He said something that she would have to think about. "Everyone who drinks this water will be thirsty again, but whoever drinks the water I give them will never thirst" (verses 13, 14).

She knew that very well. She didn't like having to come here every day.

Jesus continued. "Indeed, the water I give them will become in them a spring of water welling up to eternal life" (verse 14).

The woman still wasn't sure exactly what Jesus was talking about, but she knew that it sounded like something she wanted. "Sir, give me this water so that I won't get thirsty and have to keep coming here to draw water," she said simply.

"Go, call your husband," He said, "and come back."

"I have no husband," she said, and started to lift her pitcher to her shoulder again.

"You are right when you say you have no husband," He calmly replied. "The fact is," He continued, "you have had five husbands, and the man you now have is not your husband" (verses 16-18). She lowered her pitcher again and stared at Him in shock.

The woman was quiet. How could this man read all the secrets of her life? She knew that this must be what it would feel like to stand before God. She knew that her life was a mess. But she really didn't want to talk about it.

"Sir, I can see that you are a prophet," she said, really meaning it. But she also wanted to change the subject. She wasn't ready to deal with her problems. "Our ancestors worshiped on this mountain," she went on, "but you Jews claim that the place where we must worship is in Jerusalem" (verses 19, 20).

Jesus talked to her calmly and without prejudice. He was interested in her soul more than in her understanding of forms and ceremonies. She responded to His gentle but convincing words.

"A time is coming and has now come," He said, "when the true worshipers will worship the Father in the Spirit and in truth, for they are the kind of worshipers the Father seeks" (verse 23).

"I know that Messiah is coming," she said at last. "When he comes, he will explain everything to us." Jesus smiled, forgetting His tiredness, His hunger, and His thirst. He could see that she believed in the coming of the Messiah. Wanting to help her recognize who He was, He added, "I, the one speaking to you—I am he" (verses 25, 26).

The woman started to understand the meaning of Jesus' words. She recognized in Him the Messiah, whose hope-filled message of grace spoken to an outcast Samaritan woman like herself was indeed "the water of life." Leaving her water pitcher by the well, she hurried toward the village to call her neighbors to come and hear what she had heard.

Jesus hadn't had a drink of water yet. The woman hadn't even remembered to give Jesus a drink of water nor did she take time to have a drink of water herself. Yet both Jesus and the Samaritan woman felt refreshed.

KEY REFERENCES


- John 4:5-42
- *The Desire of Ages*, chap. 19, pp. 183-190
- *The Bible Story* (1994), vol. 7, pp. 145-150
- Our Beliefs nos. 5, 10, 4

POWER TEXT

“God is spirit, and his worshipers must worship in the Spirit and in truth” (John 4:24).

POWER POINT

Wherever we are, we can worship God in the Spirit and in truth in response to His love.



Sabbath

DO Do the activity on page 46.

Sunday

READ Read John 7:37 and this week's lesson, “When Jesus Got Thirsty.”

DRAW Draw your idea of worshiping in Spirit and in truth and add to your drawing the power text, John 4:24.

PRAY Ask God to help you take time daily for your personal devotions.

Monday

READ Read John 7:38, 39 and Revelation 21:6 and 22:17.

SURVEY Ask some adults what “water of life” means.

WRITE In your Bible study journal, record the responses you get and be ready to share them in Sabbath School.

REVIEW Review the power text.

PRAY Ask Jesus to give you the “water of life” each day.

Tuesday

READ Read John 4:4-12.

THINK How do you think the woman felt about Jesus asking her for a drink? How would you feel if a strange person asked you for something?

REVIEW Review the power text.

Wednesday

PRAY Ask Jesus to help you be generous to others.

READ Read John 4:13-15; Psalm 63:1; and 42:1, 2.

THINK What is another name for the living water Jesus was offering the woman?

HELP Find someone who has a specific need and find ways to help that person.

REVIEW Review the power text.

PRAY Ask Jesus to help you accept what He offers you.

Thursday

READ Read John 4:16-20.

THINK How do you think the woman felt when Jesus told her about her husbands? What are some hidden areas of your life that you need to surrender to Jesus?

REVIEW Review the power text.

PRAY Pray for wisdom to surrender your life to God.

Friday

READ Read John 4:21-26, 39-42.

THINK What do you think Jesus meant when He said, “True worshipers will worship the Father in Spirit and truth.” How can you worship God in Spirit and in truth?

LIST In your Bible study journal, make a list of people with whom you could share your love for Jesus. Beside each name, write how you will do that.

REPEAT Say your power text by memory.

PRAY Pray that you may honor God by sharing your knowledge of Him with others.