

# LESSON



## Pillars of Cloud and Fire

### WORSHIP

We thank God for being with us.

### References

Exodus 13:21, 22; 14:19, 20; *Patriarchs and Prophets*, pp. 282-287.

### Memory Verse

"I am with you and will watch over you wherever you go" (Genesis 28:15, NIV).

### Objectives

#### The children will:

**Know** that God is with us day and night and provides for all our needs.

**Feel** confident that God is with us always and will supply all our needs.

**Respond** by thanking God for His care and protection.

### The Message



We thank God for taking good care of us.

## Getting Ready to Teach

### The Bible Lesson at a Glance

Moses is now grown and has been called by God to lead the Israelites out of Egypt. God rescues the Israelites from the Egyptians and tells Moses to lead them away from Egypt toward the Promised Land. God is with them by day in the pillar of cloud, and by night in a pillar of fire. The pillar is always with them to protect them and lead them. The Israelites are grateful for the cloud. By day it provides shade (the daytime desert is *hot*) and moisture in the dry desert; by night the pillar of fire keeps them warm (the

night desert is cold), gives light and reassurance of God's presence, and keeps the wild animals away. The Israelites praise God for His care.

### ***This is a lesson about worship.***

Praising God for caring for and leading us is a part of worshipping Him. We too have much for which to be thankful. When we say thanks to God for all He does for us, we are worshipping Him.

### Teacher Enrichment

"The standard of their invisible

# TEN

Program Outline			
LESSON SECTION	MINUTES	ACTIVITIES	MATERIALS NEEDED
<b>Welcome</b>	ongoing	Greet students at door; hear pleased/troubled	none
<b>1 Readiness Activities</b>	up to 10	A. <i>Follow the Leader</i> B. <i>Thank-You Paper Chain</i>  C. <i>Treasure Hunt</i>	flashlight strips of different-colored paper, crayons or markers, tape or stapler small pieces of paper, pencil
<b>* Prayer and Praise*</b>	up to 10	See page 103. <b>*Prayer and Praise</b> may be used at any time during the program.	
<b>2 Bible Lesson</b>	up to 20	Experiencing the Story	white paper, orange or yellow paper, yardstick or meter stick, scissors, glue or tape, flashlight
		Bible Study	Bible
		Memory Verse	Bible
<b>3 Applying the Lesson</b>	up to 15	A. <i>Where God Leads</i> B. <i>Trust Walk</i>	none chairs and boxes, blindfolds
<b>4 Sharing the Lesson</b>	up to 15	<i>Cloud and Fire Pillars</i>	Cloud pattern (see p. 150); white construction paper or thin card stock; scissors; drinking straws, thin twigs, or craft sticks; red and yellow crayons (glow-in-the-dark, if possible); cotton balls; glue; tape

Leader was ever with them. By day the cloud directed their journeyings or spread as a canopy above the host. It served as a protection from the burning heat, and by its coolness and moisture afforded grateful refreshment in the parched, thirsty desert. By night it became a pillar of fire, illuminating their encampment and constantly assuring them of the divine presence" (*Patriarchs and Prophets*, p. 282).

"Ever He watches over His children with a care that is measureless"

(*Prophets and Kings*, p. 59).

How has God led you in the past?  
How have you experienced His care?

## Room Decorations

See Lesson 5. Remove from the river Moses' basket and the plants along the edge. The river will now be the Red Sea. Have a desert backdrop made from one yard/meter of brown fabric. Set up a small tent or make a tent with a sheet. Make pillars of cloud and fire (see Experiencing the Story).

# Teaching the Lesson

## Welcome

Welcome children at the door. Ask how their week has been—what they are pleased/troubled about. Encourage them to share any experiences from last week's lesson study. Have them begin the readiness activity of your choice.



## Readiness Activities

Select the activity most appropriate for your situation.

### A. Follow the Leader

#### You Need:

- ☐ flashlight

If possible, darken the room. Select one child to hold up the flashlight and lead the children around the room. When the child with the flashlight stops, everyone stops.

#### Debriefing

Allow response time as you ask: **Are you ever afraid of the dark?** (no, yes, probably) **What do you do when you are scared?** (Find Mommy or Daddy, hide, pray, cry, etc.) **Do you know that God is always with you and takes care of you? Our Bible story is about God's leading the Israelites in a special way. God was always with them, caring for them. God is always with us too. Today's message is:**



We thank God for taking good care of us.

Say that with me.

### B. Thank-You Paper Chain

#### You Need:

- ☐ strips of different-colored paper
- ☐ crayons or markers
- ☐ tape or stapler

Distribute the supplies. Ask the children to draw (or help them write) on their paper strip something for which they want to thank God. Then have them tape or staple the strips together to make a paper chain. Hang the chain where all may see.

#### Debriefing

Allow response time as you ask: **What did you thank God for? He does so many things for us. Our Bible story is about the Israelites being thankful that God led them in a special way. God was always with them. God is always with us too. Today's message is:**



We thank God for taking good care of us.

Say that with me.

### C. Treasure Hunt

In advance, plan a simple treasure hunt in the room with clues written or drawn on small pieces of paper. Use clues such as "Look on the thing that makes music" (piano, smart phone, mp3 player, or CD player, etc.). And then have another clue in that place that leads them to "look where the sun comes in" (window), etc. Provide at least five clues, then have the last clue direct them to "the chair you sit in for Sabbath School."

#### You Need:

- ☐ small pieces of paper
- ☐ pencil

#### Debriefing

Allow response time as you ask: **Was it easy or hard to follow the clues? Was it important to pay close attention to the clues? Where did the clues lead you? Our Bible story is about God's leading the Israelites in a special way. God was always with them. God is always with us too. Today's message is:**



We thank God for taking good care of us.

**Say that with me.**

## PRAYER AND PRAISE



### Fellowship

Report the students' joys and sorrows (pleased and troubled) as reported to you at the door (as appropriate). Allow time for sharing experiences from last week's lesson study and review the memory verse. Acknowledge any birthdays, special events, or achievements. Give a special, warm greeting to all visitors.

### Suggested Songs

"God Takes Care of Me" (*Little Voices Praise Him*, no. 90)

"Jesus Loves Me" (*Little Voices Praise Him*, no. 103)

"All Night, All Day" (*Little Voices Praise Him*, no. 119)

"Come Praise the Lord" (*Little Voices Praise Him*, no. 211)

### Mission

Use a story from *Children's Mission*.

### Offering

Say: **We worship God when we give Him our offerings.**

### Prayer

Say: **Let's pray together. Please repeat after me. Thank You, Jesus, for taking care of us. We love You. Amen.**

\*Prayer and Praise may be used at any time during the program.

2

## Bible Lesson

### Experiencing the Story

#### You Need:

- ☐ white paper
- ☐ orange or yellow paper
- ☐ yardstick or meter stick
- ☐ scissors
- ☐ glue or tape
- ☐ flashlight

*In advance, cut a large white cloud outline from white paper and glue it to the top of the yardstick or meter stick. Then cut out a pillar of fire from the orange or yellow paper and glue that to the other side of the yardstick. You will carry the stick above you as you lead the children during the story. (SAVE THIS CLOUD FOR USE IN LESSONS 11 AND 13.)*  
 Say: **Children, I want you to join in the story today by pretending**

**you are the Israelites and following me. I'll pretend I am Moses.**

#### Read or tell the story.

Many years had passed since Pharaoh's daughter had found Moses in the basket by the edge of the river. While Moses lived with his family, his parents taught him to know and love God. When he was about 12 years old, he went to live with Pharaoh's daughter in the king's palace. Moses had grown to be a wise man, and God had chosen him to lead the Israelites away from Egypt to a better land.

When the Israelites left Egypt, they crossed the Red Sea *[have children cross the Red Sea with you]* and soon found themselves out in the desert *[have children walk with you around the room]*. What is a desert like? Yes, it's hot and dry and full of sand. The desert was very hot during the day and very cold at night. Wild animals lived there. And even Moses wasn't sure which way they were to go.

But God had a special plan to keep them safe and to make sure they wouldn't get lost. During the daytime the Israelites could see above them a huge cloud rising up like a pillar into

the sky. *[Hold the cloud above your head so the children can see it.]* The cloud moved forward slowly, and they moved with it, for it was God leading them. *[Walk around the room.]* But the cloud did more than just show them where to go. During the day when it was hot, the cloud also gave them shade to keep them cool. It protected them from the burning sun. *[Say with relief "aaaah."]*

But at night when it was cold and dark, a cloud wasn't much good. *[Turn off lights, walk around.]* Then the Israelites needed light and warmth. *[Pretend to be unable to see; shiver.]* And that was when the huge cloud would turn into a pillar of fire. *[Turn the cloud around so the children can see the pillar of fire. Shine the flashlight on it.]* The fire gave them light at night. *[Look around as if now being able to see.]* It helped to keep them warm in the cold desert. *[Rub your arms in comfort.]* And it scared away the wild animals that might try to hurt them.

God had the perfect way to protect and lead His people. Day or night the Israelites could always see that God was leading them and keeping them safe. They knew He was protecting them, and they praised Him for His care.

God protects us, too. He takes care of us wherever we are. Let's remember to thank Him for His care.

#### Debriefing

Allow response time as you ask: **How do you think the Israelites felt when they left Egypt and went into the desert?** (unsure, scared, confused, etc.) **What guided the Israelites in the daytime? What guided them at night? How do you think they felt about the way God cared for them?** (thankful, happy, etc.)

## Bible Study

### You Need:

☐ Bible

Open your Bible to Exodus 13:21, 22; and 14:19, 20. Point to the verses and say: **This is where today's story is found in the Bible.** Read the verses aloud, paraphrasing as necessary.

### Debriefing

Allow response time as you ask:  
**Where did the pillar of cloud or fire normally stay when the Israelites were being led?** (in front of the people) **During one night, where did the pillar go?** (between them and the Egyptians) **What did the Israelites see?** (light) **What did the Egyptians see?** (darkness)

**Does God still take care of people today? Does He take care of you and your family? Do you remember today's message? Let's say it together:**



We thank God for taking good care of us.

## Memory Verse






Turn to Genesis 28:15 and say: **This is where we find our memory verse in God's Word, the Bible.** Read the verse aloud.

**"I am with you and will watch over you wherever you go."** Ask: **Who is with us? Who watches over us?**

Then proceed to teach the memory verse as outlined.

### You Need:

☐ Bible

<b>I</b>	Point upward.	
<b>am with you</b>	Point to self.	
<b>and will watch over you</b>	Hand above eyes. Point to others.	
<b>wherever you go.</b>	Walk in place.	
<b>Genesis 28:15</b>	Palms together; then open as if opening a book.	

## 3

## Applying the Lesson

### A. Where God Leads

Say: **God led the Israelites through a desert. God doesn't use a cloud or fire to lead us today, but He still cares for us and leads us. Sometimes He uses our parents to lead us. Sometimes He uses our teachers or pastors. I'm going to ask you if you think God is leading after each little story I read to you.**

1. It is starting to rain, and you hear thunder. Your mother calls for you to come inside. Did God use your mom to help lead you inside to safety? (yes)

2. You are with your dad at the grocery store, and you see toys on one shelf. You stop to look. Then you realize your dad isn't with you anymore. You're lost and scared, so you pray. A store worker finds your dad. Did God lead the worker to help? (yes)

3. Your mom asks you to play with your little brother while she cooks supper. You look for him and find him in the bathroom about to drink some poisonous cleaning fluid. You stop him and call for your mom to come. Did God lead you to help your brother stay safe? (yes)

4. Your Sabbath School teacher

teaches you about Jesus, and you learn to love Jesus more. Did God use your teacher to help lead you to Him? (yes)

Say: **Let's do a finger play together called "God's Care Finger Play."** Repeat the finger play several times with the children.



**God sends angels from above** Point upward.



**To keep us safe, to show His love.** Cross hands over heart.



**An angel left,** Tap your left shoulder.



**An angel right,** Tap your right shoulder.



**God keeps us safe all through the night.** Close eyes and snore.



**And when we wake up to the day,** Rub eyes and stretch arms.



**Then angels watch us as we play.** Wave.

Adapted from Beth Rowland Wolf and Jan Kershner, *Let's Play! Group Games for Preschoolers* (Loveland, Colo.: Group Publishing, Inc., 1996), p. 115. Used by permission.

## Debriefing

Allow response time as you ask: **Where does God watch over you?** (at home, school, church, at the playground) **When does God watch over you?** (In the daytime, at nighttime, when it's raining, when it's sunny, when I'm traveling, all the time.) **Let's always remember to thank God for taking care of us. We worship God when**

**we thank Him. Let's say our message together again:**



We thank God for taking good care of us.

## B. Trust Walk

### You Need:

- ☐ chairs and boxes
- ☐ blindfolds

Set up an obstacle course with chairs and boxes. Say: **Stand next to a friend you trust.** One pair at a time, blindfold

one child and have the other lead them through the obstacle course. Let the children take turns. If a child does not want to take part, ask them to watch carefully as the other children lead their partner.

## Debriefing

Allow response time as you ask: **How did it feel to move forward without being able to see where you were going? Was it hard to believe that your friend wouldn't let you bump into something and hurt yourself? How did you feel when you finished? If your partner was really helpful to you, praise them by clapping your hands.**

Say: **The Israelites praised God for leading them safely too. Who is with us and leads us safely all the time? Where does He watch over you?** (at home, school, church, play) **Let's always remember to thank God for taking good care of us and leading us. We worship God when we thank Him. Let's say our message together again:**



We thank God for taking good care of us.

## 4

## Sharing the Lesson

## Cloud and Fire Pillars

## You Need:

- ☐ Cloud pattern (see p. 150)
- ☐ white construction paper or thin card stock
- ☐ scissors
- ☐ drinking straws or thin twigs or craft sticks
- ☐ red and yellow crayons (glow-in-the-dark, if possible)
- ☐ cotton balls
- ☐ glue
- ☐ tape

In advance, prepare a copy of the Cloud pattern (see p. 150) for each child and cut them out. The children will color one side of the cloud red in the middle and yellow on the edges for the cloud of fire. On the other side of the paper the children will glue on cotton balls for the pillar of cloud. Teachers will help the children attach the straws with tape to the cotton ball cloud side.

Adapted from Karyn Henley and Lois Keffer, *Crafts and More for Children's Ministry* (Loveland, Colo.: Group Publishing Co., 1993), p. 26. Used by permission.

## Debriefing

Allow response time as you ask:

**When do you like to see clouds in the sky?** (when the weather is very hot)  
**When do you like to see a bright light?** (at night) **Does it make you feel safer?** (yes)

Say: **Take your cloud home with you and share it with someone. Tell them about God's leading the Israelites night and day. And remember to tell them who takes care of you day and night. Let's say our message together one last time:**



We thank God for taking good care of us.

## Closing

Sing "Good-bye Prayer" (*Little Voices Praise Him*, no. 44). Say a prayer similar to the following: **Thank You, Jesus, that You care for us and lead us. We love You. Amen.**



## STUDENT LESSON

# Pillars of Cloud and Fire

## References

Exodus 13:21, 22; 14:19, 20; Patriarchs and Prophets, pp. 282-287

## Memory Verse

"I am with you and will watch over you wherever you go" (Genesis 28:15, NIV).

## The Message

We thank God for taking good care of us.

*Have you ever been lost? The Israelites didn't get lost, because they had two things to lead them.*

Many years had passed since Pharaoh's daughter had found Moses in the basket by the edge of the river. While Moses lived with his family, his parents taught him to know and love God. When he was about 12 years old, he went to live with Pharaoh's daughter in the king's palace. Moses had grown to be a wise man, and God had chosen him to lead the Israelites away from the cruel Pharaoh in Egypt to a better land.

When the Israelites left Egypt, they crossed the Red Sea and soon found themselves in the desert. What is a desert like? It's very hot and dry and full of sand. During the day it is very hot, and at night it is very cold.

Wild animals lived there. But God had a special plan to keep them safe and to make sure they wouldn't get lost. God led them in a wonderful way.

During the daytime the Israelites could see above them a huge cloud rising up like a pillar into the sky. The cloud moved forward slowly, and they moved with it, for God was in the

cloud leading them. But the cloud did more than just show them where to go. During the heat of the day, the cloud gave them shade to keep them cool. It protected them from the burning sun.

At night, when it was cold and dark, the Israelites didn't need a cloud.

The Israelites needed light and warmth. And that was when the huge cloud became a pillar of fire. The fire gave them light at night. It helped to keep them warm in the cold desert. And it probably scared away any wild animals.

God had come up with the perfect way to protect and lead His people. Day or night the Israelites could always see that God was lead-

ing them and keeping them safe. They knew He was protecting them, and they praised Him for His care.

We can thank God for taking care of us too. He watches over us and leads us every day. We don't see a cloud or fire, but we know that God still protects us. Let's remember to thank Him for taking good care of us.



# Do and Say

## Sabbath

Each day this week, read the lesson story together and review the memory verse:

**I** . . . . . Point upward.

**am with you** . . . . . Point to self.

**and will watch** . . . . Hand above eyes.

**over you** . . . . . Point to others.

**wherever you go.** . . Walk in place.

**Genesis 28:15** . . . . Palms together; then open as if opening a book.

## Sunday

Encourage your child to share the cloud and fire pillars they made in Sabbath School with someone and tell them about the cloud and pillar of fire that led the Israelites.

## Monday

The Israelites left Egypt in such a hurry that they made bread with no yeast. They didn't have time to wait for the yeast to make the dough rise. Have your child help you make some unleavened bread, or buy some flatbread and eat it for lunch.

When you pray, thank God for caring for your family as He did for the Israelites.

## Tuesday

Play follow the leader with your child. Take turns being the leader and the follower. Talk about how God led Moses, and how He leads your family.

## Wednesday

Together, read Exodus 13:21, 22. Ask: How did God lead the Israelites in the daytime? at nighttime? Whom does God use to lead you places? (Mommy, Daddy, teacher, etc.) Thank God for leading us.

With your child, look online or find a book about the desert.

Ask: What kind of plants grow in a desert? What is the temperature like? If possible, let your child play with sand. Ask: How does it feel to walk on sand?



## Thursday

Look at a map with your child. Discuss its purpose and how to use it. Show your child on the map a trip your family has taken or will take. Ask: Did the Israelites have a map? (No, they had something better—God led them using pillars of cloud and fire.)

## Friday

Act out the story with your family for evening worship. Use a flashlight for the pillar of fire as you "travel" around the house or yard.

Have each family member tell one way that God has cared for them this week. Sing songs about God's care, then thank Him for it.

