

# 5 Lesson

## The Make-Believe Christian

Acts 8:5-25; *The Great Controversy*, p. 516; *Christ's Object Lessons*, p. 253

**P**ierre and Marie caught a creepy, crawly caterpillar and put it in a big glass jar. Marie added a little stick for it to crawl on.

Each day Pierre and Marie brought in leaves to feed it. One day they watched the caterpillar wrap itself in silky threads. After a while it was all covered up and hanging from the stick. Mother told them that the caterpillar was in a cocoon. After many days Pierre and Marie saw something very special. The cocoon opened, and out came a beautiful butterfly! What a change from the creepy, crawly caterpillar!

Our Bible story today tells about people—some people who changed, but one man who did not.

**P**hilip took a deep breath of the fresh early-morning air. It was good to be alive! It was good to be working for the Lord! He looked around. The merchants were setting up their stalls in the marketplace. Soon the women

would begin shopping for the day.

Men and women smiled at Philip and greeted him as they passed. He smiled back. The city was a different place now. The people had listened carefully to the message Philip had preached. They had listened, believed, and were baptized. They had seen miracles done in the name of Jesus. Many, many evil spirits had been driven out of people. And many weak and crippled people had been healed. The



# The Message

Knowing, trusting and obeying  
God changes my life.

## Memory Verse

*"If anyone is in Christ,  
the new creation  
has come: The old  
has gone, the new is  
here!"*

*(2 Corinthians 5:17).*

town was different, all right. People now had hope, and joy, and a reason for living!

Philip glanced up and saw Simon approaching. Simon had lived in the city for a long time. He had been a magician, amazing the people of Samaria with his tricks. If Samaria had had television, Simon would have been a star.

Simon had joined the crowds listening to Philip. He had seen the miracles. He wanted to be a part of this too. So Simon was baptized and stayed close to Philip. He was amazed at the great wonders and miracles that Philip did in Jesus' name.

One day Peter and John arrived from Jerusalem. Philip greeted them with big hugs. It was so good to see his brothers in the Lord! Peter and John joined Philip in his work. Together they asked the Holy Spirit to come to the new believers just as He had the believers in Jerusalem. Then Peter and John laid their hands on the believers. And the Holy Spirit came upon everyone—except Simon.

Simon thought this was the neatest trick he had ever seen! He wanted to lay his hands on people like that! He pulled Peter and John aside and showed them his fat purse. He whispered, "I can pay. Give this power to me too."

"You have no part or share in this ministry," Peter exclaimed. "Your heart is not right before God. Repent of this wickedness and pray to the Lord. Perhaps He will forgive you for having such a thought."

The Bible does not tell us what Simon did. But we know that Simon did not understand the gift of the Holy Spirit. He did not want the

Holy Spirit to help him know God. He wanted the Holy Spirit so that he could have power over other people. That is why he wasn't changed.

Knowing God changes  
lives!



## S A B B A T H

**DO** Go for a nature walk with your family. Look for things that have changed—leaves changing color, rivers higher or lower, caterpillars becoming butterflies, etc. Make a list of what you find.

**READ** Find a quiet place and read your lesson together. Then read 2 Corinthians 5:17 together. What does it mean to you?

## M O N D A Y

**DO** Find out about the life cycle of a butterfly. Tell your family about it during worship.

**READ** Read the lesson story in Acts 8:5-25 together. Ask your family to tell about someone who was changed by the Holy Spirit.

**PRAY** Pray for the Holy Spirit to be in you and your family. Then say your memory verse together.

## T U E S D A Y

**READ** In family worship, read Galatians 5:22-26 together. Then discuss: What would these people be like if God's Spirit filled their lives?

a complainer    a liar

a thief    a tattletale

**ASK** What happens to water when it boils? when it freezes? What happens when God changes lives?

## S U N D A Y

**READ** For worship today, read Psalm 40:1-3 together.

**DO** Draw a person on each of two pieces of paper. Cut them out. On one, write "If anyone is in Christ, the new creation has come." On the other, write "The old has gone," then crumple this paper and throw it away. On the first cutout, add "the new is here!"

**PRAY** Pray for God's Spirit to change you according to His will.

Simon thought you could buy everything—even the power of the Holy Spirit.



## W E D N E S D A Y

**READ** For family worship, read and discuss Acts 8:18-23.

**DO** Ask a family member to help you gather a few things that need minor repairs. (Find things that you can fix. Avoid sharp things.) Try to fix them. Can the broken things fix themselves? God will "fix" you and make all things new, if you want to know Him.

**PRAY** Thank God that He is always willing to "fix" us.



## THURSDAY

**READ**

With your family, read Acts 8:14-17. How did people in Samaria receive power to change and live for Jesus?

**DO**

How many sources of power can you find in your house? Are they the same as God's power? Why?

**THINK**

When Jesus was arrested in the garden, Peter ran away. Later he cursed and said he did not know Jesus. How had Peter changed when he went to Samaria? Who do you think changed Peter's life? (Read John 21:15.)

**DO**

Say your memory verse while standing in front of a mirror.

## FRIDAY

**DO**

For family worship, tell your Bible lesson story in your own words.

**SHARE**

Think of someone to whom you have been unkind. Talk about it with your family. What can you do to make things right? Ask Jesus for courage to do it.

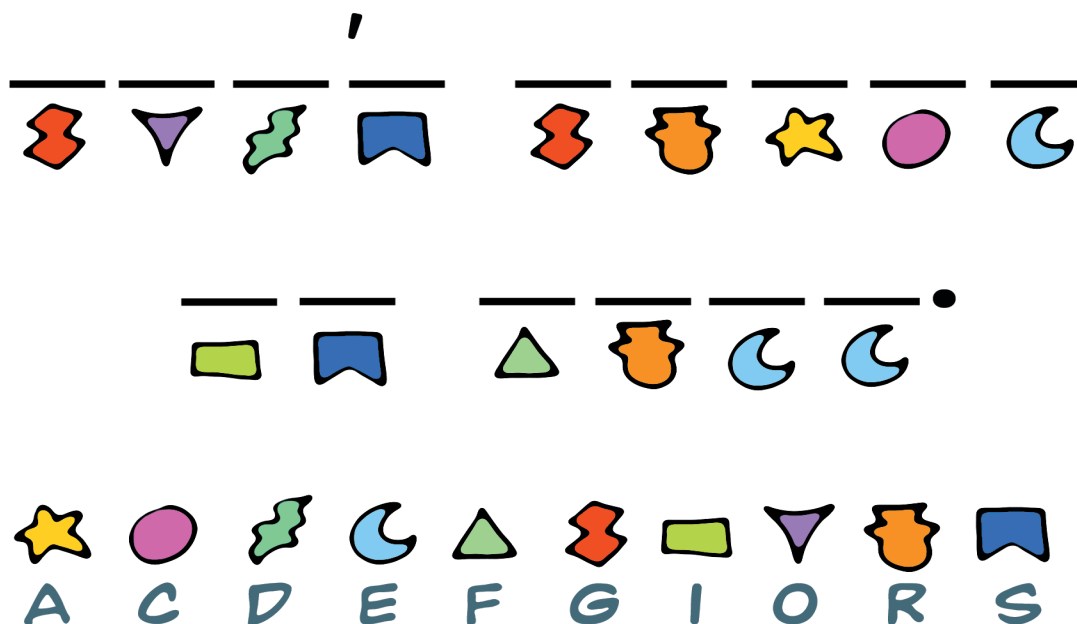
**SING**

Sing a prayer song together, then make your memory verse into a prayer.

## The Price of Salvation

## PUZZLE

Directions: Not everyone understood what Philip, Peter, and John were teaching. To find out the real lesson, write a letter above each symbol.



# SHOW YOUR NEIGHBORS

Sometimes people talk about community as a place. Today, we are looking at the way people show they care about their neighbors.

The early believers did many things together, such as eating, studying, and sharing the good news of the gospel. They had hope, joy, and a reason for living.

## Project:

flower cones

## Supplies:

construction paper  
scissors  
glue or stapler  
paper clips  
hole punch

flowers (fresh or dried)  
notepaper  
pen or color markers  
ribbon (20 inches per cone)

## Optional:

paper doilies  
lace  
glitter  
other decorative items

**1** Decide how many flower cones you'll make. Count the number of neighbors who live near you. Include others that you want to cheer up, such as an elderly shut-in or someone who is sad and lonely.

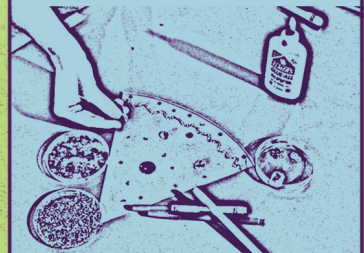
**2** Use the pattern to cut the construction paper for each cone.



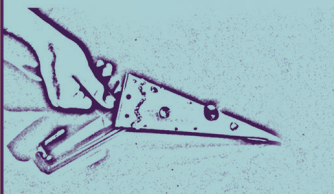
**3** Punch holes around the top edge of the cone as shown on the pattern.



**4** You may choose to decorate the outside of the paper now while it is flat.



**5** Fold the paper so that one end narrows to a point and the other end of the cone is wide. Staple or glue the cone. Use paper clips if necessary.



**6** Trim the stems of the flowers to fit into the cone.



**7** If you are using a paper doily or lace, insert it into the cone first. Adjust it so that it is at the top edge.



**8** Thread ribbon or string through the holes around the top edge of the cone.



**9** Insert enough flowers to fill the cone comfortably.




**10** Write a message on the notepaper. For instance, "Jesus loves you, and so do I." You might want to include a favorite Bible verse.



**11** Attach the card to the flower cone.



**12** Deliver the flower cones by hanging them on door handles.



# 3 ORS THAT YOU CARE

