

Healing in the Streets

Monthly Theme

We look for ways to help others.

The Bible Lesson at a Glance

Jesus has risen to heaven and Peter and John have healed a man born crippled. The excitement in Jerusalem is running high. People run to bring their sick friends to the disciples for healing. Some are healed when Peter's and John's shadow passes over them. The disciples remember that as Jesus was going up into heaven He told them that all power would be given them.

This is a lesson about service.

Children can serve in healing ministries in many ways. When someone gets a scraped knee, children can help by washing the knee and applying a bandage. They can also help heal hearts by offering love and forgiveness that comes from Jesus. They can heal loneliness by being a friend and by helping others know Jesus. They also help healing take place when they pray. God always provides the healing, but we can help.

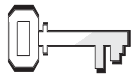
Teacher Enrichment

"The early church was born, even as Christ's ministry was conducted, in the setting of the miraculous. . . . The whole amazing work of healing was carried on in the most public fashion possible. Not only throughout the city of Jerusalem, but also to the surrounding towns (Acts 5:16) did the news of the extraordinary activities of the apostles and their fellow believers spread, and great was the harvest of souls. . . .

"How extraordinary it must have been to see whole families, and possibly whole communities, free from sickness. The fame of the church and its leaders spread far and wide" (*The SDA Bible Commentary*, vol. 6, pp. 179, 180).

Room Decorations

See Lesson 5.



References

Acts 5:12-16; *The Acts of the Apostles*, pp. 77, 78



Memory Verse

"Always give yourselves fully to the work of the Lord" (1 Corinthians 15:58).

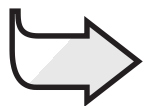


Objectives

The children will:
Know that God needs our service for there is much work to do.

Feel a desire to bring others to God for healing.

Respond by finding ways to bring healing to people.



The Message

I serve when
I bring healing
to others.

Program Overview

Lesson Section	Minutes	Activities	Materials Needed
Welcome	ongoing	Greet students at door; hear pleased/troubled	none
1 Readiness Options	up to 10	<i>A. Nurse for a Day</i> <i>B. Broken Hearts</i>	guest health professional with stethoscope, thermometer, etc. Bible, red construction paper, heart pattern (p. 77), scissors
Any Time Prayer and Praise*	up to 10	Fellowship Songbook Mission Offering Prayer	none <i>Sing for Joy</i> <i>Children's Mission</i> container used last week none
2 Bible Lesson	up to 20	Experiencing the Story Memory Verse Bible Study	paper, pen, rolls of toilet paper, Bible-times costumes, sheet Bibles Bibles
3 Applying the Lesson	up to 15	<i>Healing Hands</i>	self-sticking bandages, "illness" slips (see activity)
4 Sharing the Lesson	up to 15	<i>Helpful Healers</i>	heart pattern, body pattern (p. 77) OR red and various shades of brown construction paper, crayons or markers

***Prayer and Praise may be used at any time during the program.**

TEACHING THE LESSON

Welcome

Welcome students at the door. Ask how their week has been—what they are pleased/troubled about. Follow up on last week's service project. Give directions for the Readiness Activity of your choice.



Readiness Activities

Select the activity that is most appropriate for your situation.

You Need:

- guest health professional with thermometer, blood pressure cuff, stethoscope, etc.

A. Nurse for a Day

Invite a nurse, doctor, or other health care professional to bring in a “black bag” of equipment such as a thermometer, blood pressure cuff, stethoscope, etc., and let the children take turns listening to their heart beat, etc. Ask your visitor to explain normal/abnormal results and to talk about how she or he helps to heal people, and why she or he chose that profession.

Debriefing

Ask: **How does God bring healing to people?** (Sometimes He works a miracle and healing is immediate; sometimes He works through other people and healing is slow.) **Does God need us to help heal others?** (yes, sometimes, not sure) **Our story today is about healing. And our message for today is:**



I SERVE WHEN I BRING HEALING TO OTHERS.

Say that with me.

You Need:

- Bible
- red construction paper
- heart pattern
- scissors

B. Broken Hearts

Before class, draw on red construction paper half as many hearts as you have children in class. Cut each heart into two pieces, using an irregular zigzagging line down the middle. Pass the halves out in random order and ask the children to find the person who has the other half of their heart.

Debriefing

Ask: **Do hearts ever break?** (yes/no) **What does a broken heart feel like?** (bad, lonely, it hurts) Read Proverbs 17:22. **Why is helpful to have a cheerful heart?** (It is good medicine.) **How can we help someone have a cheerful heart?** (by listening, by sharing, by encouraging, by serving)

Let's think about our message for today. Say the message, then ask the children to say it with you.



I SERVE WHEN I BRING HEALING TO OTHERS.

Prayer and Praise

Any
Time



Fellowship

Report the students' joys and sorrows (pleased and troubled) as reported to you at the door (as appropriate). Review last week's memory verse and allow time for sharing thoughts from that lesson. Acknowledge any birthdays, special events, or achievements. Give a special, warm greeting to all visitors. Allow time for reporting on last week's service project.



Songs

"This Little Light of Mine" (*Sing for Joy*, no. 134)

"We Are His Hands" (*Sing for Joy*, no. 129)

"Be Like Jesus" (*Sing for Joy*, no. 115)

"Anywhere With Jesus" (*Sing for Joy*, no. 45)

"Give Me Oil in My Lamp" (*Sing for Joy*, no. 132)



Mission

Share a story from *Children's Mission*. Help the children identify someone who assisted with healing.



Offering

Say: **Our offering goes to help others learn of Jesus, who can heal any kind of hurt.**

You Need:

- offering container used last week



Prayer

Ask God to help us be ready to assist with healing wherever it needs to happen.

Bible Lesson

You Need:

- paper, pen
- Bible-times costumes
- rolls of toilet paper
- sheet

Experiencing the Story

Characters: a blind person, a lame person, a deaf person (large church: choose more than one of each); two to six family members (optional) to surround each handicapped person; Peter and John

Props: Give each sick person a paper describing the ailment to be portrayed and a roll of toilet paper; provide Bible-times costumes for Peter and John.

Setting: Solomon's Porch at the Temple. Drape a sheet overhead to look like the porch awning.

Before the story starts, get the "families" to wrap the affected body part in toilet paper so it will be obvious what is wrong, and decide how to get that sick person to the apostles.

Prompt the students to act out their part during the story.

Read or tell the story.

Many sick people came to Jerusalem, helped by their families, hoping that Jesus would heal them. People who were blind were led through the streets looking for Jesus. *(Blind people push through the class.)*

"Where is Jesus, the Great Healer?" they called. But people just shook their heads, because Jesus had been crucified.

Many lame people with bad legs leaned on their friends. *(The lame press toward the front, leaning on "friends" or "family members.")*

"Let's find Jesus!" they said. "Where is He?" But people just shook their heads, because He had been crucified.

Deaf people also came looking for Jesus. *(Deaf people come forward with friends and family.)* Some could not make any sound. Others who were old and stooped shouted loudly, because they

could not hear their own voices. "Where can we find Jesus?" they asked.

But nobody could help. The people just shook their heads. So those who were blind and lame and deaf kept looking for help, and their families kept asking, "Where is Jesus?"

Then the Holy Spirit, working through Peter and John, healed the beggar at the Beautiful Gate. *(Motion for the apostles to come up near the front of the room.)* Word of this miracle soon reached the ears of the sick people.

"Let's find the apostles!" their families said. So the families set out to find the apostles. *(They all move toward the "porch" area where "Peter" and "John" stand.)* They hurried to Solomon's Porch at the Temple, where every day more and more people came to hear about Jesus. The families brought the sick people to be healed. And the apostles gladly healed them. *(The apostles remove the bandages and touch the places to be healed on the first person. The healed person waves arms and the family hurries back to their seats.)*

But the crowds could not all squeeze into Solomon's Porch, so they lined up on the streets, hoping that the apostles would pass by. *(The apostles move away from the porch and "heal" as they go.)*

Everyone who came was healed. And every day more and more people believed in Jesus. The good news about Jesus was spreading like wildfire. The apostles served by bringing healing to all.

Debriefing

Ask: **What do you think it would be like to need healing or to bring someone who needed healing to the apostles?** (good, OK, scary, happy) **How do you think it would feel to be healed or to watch someone else be healed?** (exciting, OK, great)

In whose name did the apostles

heal? (Jesus' name) **How did these miracles help to spread the good news of Jesus?** (People began to ask questions; were more open to hearing about Jesus.)

What would you have done if you had been healed by the apostles? (Praised God, been happy and grateful, told everyone about it, etc.)

What do you think it was like to live in Jerusalem during this time? (exciting, wonderful, interesting, etc.) **Let's think about our message and what it means to us today.** Say the message, then ask the children to repeat it.



I SERVE WHEN I BRING HEALING TO OTHERS.

Memory Verse

Say: **Take your Bibles and find**

1 Corinthians 15:58. (Adult helpers assist as needed.) **Let's read the text together.**

Be sure the children know that the memory text is in the Bible. Form two groups. The first group is to read (say) the first part of the text. The second group says the last part. Have the verse said three times, then reverse the group assignments. Finally, have the entire verse said by all the children.

If you are using the New International Version, you might like to sing the memory verse to the tune of "Mary Had a Little Lamb."

Always give yourselves fully,
Selves fully, selves fully.
Always give yourselves fully
To the work of the Lord.
(1 Corinthians 15:58)

Bible Study

Have the children find Acts 5:12-16. (Adult helpers assist as needed.) Select someone to read the text aloud. Then ask the following questions:

Ask: **When did you hear about this before?** (just heard it, just acted it out) **Why**

do you think this record is in the Bible?

(So people will know that God can heal people; so people can learn about God, etc.)

If you have time, read from Scripture about other instances of healing. Be sure children understand that God did the healing; that the apostles were used by Him to do so; and that God still uses people to help heal others today. Three examples are:

Acts 9:32-42

Acts 14:8-10

Acts 16:16-18

Ask: **How can we be sure that God gave the apostles the power to heal others?** (The Bible says so.) Read aloud

Mark 16:15-18. Note: Mark 16:15-18 mentions picking up snakes and drinking poison. Jesus probably said that to assure His followers that if evil people tried to do things to harm them, then his power would keep these things from harming them. It is **NOT** an instruction to do these things. Ask: **What directions did Jesus give the disciples?** (Heal the sick, drive out demons, etc.) **Does Jesus want us to help heal others? How can we do so?** Allow discussion time.

Debriefing

Ask: **Do you think God still uses miracles to heal people today? Does He still use people to help with His miracles?**

(Encourage discussion and assure the children that God does perform miracles today.)

Do you know of someone who has been healed by a miracle? Accept all answers. Encourage belief in miracles. Offer an example of your own, if possible.

What part can we have in God's healing others? (We can pray for them; encourage them to believe in God; help them take medicine by giving them some water; etc.) **Let's remember our message:**



I SERVE WHEN I BRING HEALING TO OTHERS.

You Need:

• Bibles

Applying the Lesson

You Need:

- “illness” strips
- self-sticking bandages

Healing Hands

Divide the class into two groups. Distribute “illness” slips to half the children and several small self-sticking bandages to the other half. (The illnesses listed below describe emotional, physical, and spiritual conditions. You may add or substitute others.)

A child with an illness will hold the affected body part and act ill. A child with bandages will find a child with an illness and help that child decide how to heal his or her illness. Once an appropriate “healing” is determined, the child can place a bandage on the “sick” child and find another child with a different illness. Adult helpers may need to circulate and

help children to determine appropriate cures. After several minutes you may wish to have the children switch roles.

Debriefing

Ask: **How did it feel to help or to have someone help you find a cure for your illness?** (good, helpful, glad, happy, OK, etc.) **How do you think Jesus feels about these “cures”?** (OK, happy, wants me to help)

Do you know anyone with any of these or similar “illnesses”? What can you do to help heal that person? Allow discussion. **Let’s remember our message for today.** Say the message and ask the children to repeat it.



I SERVE GOD WHEN I BRING HEALING TO OTHERS.

“Illnesses”	Cures
Heart hurts because a loved one is sick	Share encouragement; listen; pray for comfort
Tongue hurts because it told a lie	Confess; pray for forgiveness
Chest hurts because the person is lonely and feels empty inside	Be a friend
Arm hurts because it hit someone	Apologize; ask/pray for forgiveness
Mouth hurts because it said unkind words to or about someone	Apologize; ask/pray for forgiveness
Stomach hurts because there’s unhappiness at home	Share encouragement; listen; suggest adults who might be able to help
Hand hurts because it stole something	Confess; ask/pray for forgiveness
Head hurts because school is hard	Help with homework or studying; pray for reassurance and help

4

Sharing the Lesson

Helpful Healers

Give each child a heart pattern and a body pattern. Ask them to decorate it. Then they should cut or tear it in two and then tape it back together again.

Debriefing

Ask: **What does a torn heart represent? a torn body?** (a broken heart, a broken body or sickness) **Who can heal a broken heart and a broken body?** (Jesus) **Give your put-back-together**

heart and body to a friend and tell that person that Jesus can fix them if they are broken. Let's remember today's message:





I SERVE GOD WHEN I BRING HEALING TO OTHERS.

Closing

Gather the children in a circle. Ask them to think of someone who is sad or hurting and to pray silently for that person. Then close by asking God to bless the children and help them to help others.

You Need:

- heart pattern, body pattern (see below)
OR red and various shades of brown construction paper, crayons or markers



Healing in the Streets

References

Acts 5:12-16; *The Acts of the Apostles*, pp. 77, 78

Memory Verse

"Always give yourselves fully to the work of the Lord" (1 Corinthians 15:58).

The Message

I serve when I bring healing to others.

"I don't feel well," announced Katie. "My stomach hurts."

"My stomach hurts too," said her little brother Willie.

"I'm not feeling well either," added Mother with a sigh. "I think we all have a slight fever. Maybe we should go to see the doctor." They hurried to Dr. Cato's office. The waiting room was full. But Dr. Cato would help them all. And she did. In a few days Katie, Willie, and their mother were just fine.

Peter and the other apostles helped a lot of sick people too. But they weren't doctors. They had a special kind of healing power. The Holy Spirit used them in a special way.

It was such an exciting time! The apostles were busy from early morning to night. "It's just like Jesus said it would be!" Peter exclaimed. He raised his long, strong arms in praise to the Lord.

"Remember what Jesus told us just

before He went up into heaven? He said that we who believe on Him would touch the sick. And the sick would be healed!"

The other apostles nodded their heads in agreement. They had seen Jesus perform so many miracles. And they had heard Him promise to give power to His followers to do the same. Now it was happening. They were filled with the Holy Spirit. And the Holy Spirit was using each of them in a mighty way! They were performing signs and wonders! They were healing the sick! They were helping people in trouble!

The apostles and the new believers often met together on Solomon's Porch at the Temple. They never tired of sharing the good news about Jesus with each other. And they often prayed together there. Each day more and more people believed in the Lord. Large numbers of men and women joined the group of believers.

Every day was a new adventure. (Every day is always an adventure when a person is being used by the Lord.) Life was full of miraculous moments. Sick people were brought out into the dusty streets. They lay there on their beds or mats in the hope that Peter's shadow would fall on them. They believed they would be healed if it did.

Crowds of people came. Pushing, hurrying crowds. Not only from all over the city, but also from the towns and villages around Jerusalem. Cripples limped in from the countryside. Blind men and women were led into Jerusalem. People with evil spirits in them were brought. Anyone with sick relatives or friends looked for a way to carry them to the apostles. And the Bible says that everyone who came was healed! The good news about Jesus was spreading like wildfire!



Daily Activities

Sabbath

- With your family, visit someone who is sick. Share your Bible lesson with them and pray that God will bless them. Read together Acts 5:12-16 and tell the sick person that God loves them.
- On your way home, sing together "This Little Light of Mine" (*Sing for Joy*, no. 134).

Sunday

- During family worship today, talk about someone who is ill. Think of at least three ways your family can help them. Then make a plan to do so this week. Be sure to tell what and when.
- Draw pictures to show how you will help. Put the pictures where your family will see them every day.
- Write your memory verse on a self-sticking bandage and put the bandage on a stuffed toy, doll, or action figure. Leave it there until you can say the memory verse without help.

Monday

- With your family, read the lesson story from Acts 5:12-16. Talk about your town. Where do people go who need healing? Who helps them? What kind of healing do they get? Where would you go if you had a sore throat? a broken leg? a high fever? a toothache?
- Find out what to do if you are the first to arrive at an accident. Make a poster that tells and show it to your family.
- Teach your memory verse to your family.

Tuesday

- During worship, review Acts 5:12-16. After each verse, tell what you might see on those streets that day. Name the kind of healing a crippled child needs. A deaf person. An unhappy family. A homeless man. A child who has no friends.

- Decide on a person you will help today. A family member? Your teacher? Someone who is sick? How will you help? Make a plan and do it.
- Sing together "Give Me Oil in My Lamp" (*Sing for Joy*, no. 132). Be sure to sing the fourth verse ("Give me love in my heart, keep me serving").

Wednesday

- During family worship today, talk about healing at home and how your family can be ready when someone is sick or discouraged. Make a list of medical supplies you need. If necessary make a shopping list and plan to get what you need.
- What do you need to help someone who is discouraged? tired? hungry?
- What can you do to treat a burn? a cut finger?
- Say your memory verse together, then pray that God will help you always to be ready to help others.

Thursday

- During worship, read John 13:34, 35 together. What directions did Jesus give His disciples? What does He want us to do today? How can we be Jesus' disciples? Pray that God will lead you as you help others.
- Put a self-sticking bandage in a small plastic bag. Take it with you today and use it, if you have a chance, to help someone.
- Stand in front of a mirror and say your memory verse. Then thank God for His healing power.

Friday

- At worship time, act out the Bible story. Then take turns telling how each person helped someone this week. How did the person who was helped respond? How did you feel about helping them?
- Read together Isaiah 6:8. Talk about where God wants your family to be. Does He have a special place for you? Say your memory verse together.
- Sing "God Made Our Hands" (*Sing for Joy*, no. 57).