

References

Acts 9:32-42; *The Acts of the Apostles*, pp. 131, 132



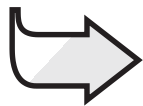
Memory Verse

"I am not ashamed of the gospel, because it is the power of God that brings salvation to everyone who believes" (Romans 1:16).



Objectives

The children will:
Know that they show Jesus to others by being helpful.
Feel a desire to be helpful to others.
Respond by doing something helpful for someone in the coming week.



The Message

We serve when we help others.

Alive Again!

Monthly Theme

We look for ways to help others.

The Bible Lesson at a Glance

Dorcas, from Joppa, is a loving believer in Jesus. Her life is filled with acts of kindness. She freely ministers to the poor, making clothing for them and giving sympathy. Dorcas becomes sick and dies. The sorrowing church sends for Peter, who prays for Dorcas and tells her to arise. She comes back to life. Many people believe in the Lord because of this miracle.

This is a lesson about service.

Lovingly helping others shows the Word lived out in the helper's life and accomplishes greater good than preaching or talking. Dorcas' "skillful fingers were more active than her tongue" (*The Acts of the Apostles*, p. 131). Meeting people's everyday needs prepares the soil of their heart so that God's Word will take root.

Teacher Enrichment

"In the case of Dorcas, the church may have delayed burial in the hope of divine intervention. Peter had just healed Aeneas, and devout souls may well have hoped that he would restore Dorcas to life" (*The SDA Bible Commentary*, vol. 6, p. 242).

Room Decorations

See Lesson 5.

Program Overview

Lesson Section	Minutes	Activities	Materials Needed
Welcome	ongoing	Greet students at door; hear pleased/troubled	none
1 Readiness Options	up to 10	<i>A. Helping Hats</i> <i>B. Footprints</i>	newspaper; tape; optional materials such as stapler, pins, construction paper, foil, yarn or ribbons sheets of paper, markers, pens or pencils, scissors
Any Time Prayer and Praise*	up to 10	Fellowship Songbook Mission Offering Prayer	none <i>Sing for Joy</i> <i>Children's Mission</i> offering container used last week prayer diary, pencil, star stickers (optional)
2 Bible Lesson	up to 20	Experiencing the Story Memory Verse Bible Study	Bible-times costumes; paper, pen, basket or bowl; clothing; glass of water; damp cloth; paper fan Bible, white/chalkboard, chalk or marker Bibles
3 Applying the Lesson	up to 15	<i>A. Dorcas Hunt</i> <i>B. Sammie's Service</i>	Bible, copies of local newspaper none
4 Sharing the Lesson	up to 15	<i>Sharing Jesus</i>	shoebox; paper; stickers; crayons, markers; stapler; yarn

***Prayer and Praise may be used at any time during the program.**

TEACHING THE LESSON

Welcome

Welcome students at the door. Ask how their week has been—what they are pleased/troubled about. Encourage them to share an experience from last week's lesson study. Have them begin the readiness activity of your choice.



Readiness Activities

Select the activity most appropriate for your situation.

You Need:

- newspaper
- tape
- optional: stapler, pins, construction paper, foil, yarn or ribbons

A. Helping Hats

As the children and adults arrive, group them in twos and threes or allow them to work alone to create a hat that is worn by helpers in the community. (Helper hats might be for a traffic officer, chef, farmer, sports coach, messenger, soldier, runner, miner, etc.) The hats should fit the child's head.

When the hats are finished, the children model them and tell what a person wearing this hat does to help in the community. (Small church: The children might talk about other hats they could have made, or they could make more than one hat.)

Debriefing

Say: **Think about all the hats and helpers we saw.** (pause) **Everyone needs help once in a while, right? God meant for everyone to be helpers and to serve others. What kind of helper do you best like to be?** (Wait for responses.) **Today's message is:**



WE SERVE WHEN WE HELP OTHERS.

Say that with me.

You Need:

- paper
- markers
- pens or pencils
- scissors

B. Footprints

Ask the children to draw around their foot (or shoe), cut out the footprint, and write their name on it. When all have finished, have them show their footprint. Compare them to see who has the biggest, smallest, same size.

Debriefing

Allow time as you ask: **How can we use our feet to help others? Do our feet sometimes take us away from helping others? Why?**

God wants us to be helpers. Today we will learn about someone who used their feet and talents to help others. Today's message says:



WE SERVE WHEN WE HELP OTHERS.

Say that with me.

Prayer and Praise

Any
Time



Fellowship

Report the students' joys and sorrows (pleased and troubled) as reported to you at the door (as appropriate). Review the memory verse and allow time for sharing experiences from last week's lesson study. Acknowledge any birthdays, special events, or achievements. Give a special, warm greeting to all visitors.



Suggested Songs

- "We Are His Hands" (*Sing For Joy*, no. 129)
- "I Want to Be" (*Sing for Joy*, no. 124)
- "Jesus Bids Us Shine" (*Sing for Joy*, no. 133)
- "This Little Light of Mine" (*Sing for Joy*, no. 134)



Mission

Share a story from *Children's Mission* in which someone's service helped another learn about Jesus.



Offering

Say: **Giving offerings to help others learn about Jesus is another way we can serve.**

You Need:

- offering container used last week



Prayer

Ask the children for names to add to the list in the prayer diary. Form prayer groups of three or four (with an adult, if possible) and pray sentence prayers for all on the list. Ask God to show the children how to be helpful to them.

You Need:

- prayer diary from last week
- pencil
- star stickers (optional)

Bible Lesson

You Need:

- Bible-times costumes
- clothing
- glass of water
- damp cloth
- paper fan
- paper/pen
- basket or bowl

Experiencing the Story

Dramatize the Bible story and involve everyone in its telling. Children this age can play a role if you prompt them to speak and act.

Characters: Dorcas, Peter, two messengers. Other children act as believers and mourners

Costumes: Bible-times costumes

Props: Articles of clothing; chairs placed close together to form a “bed” for Dorcas

When they hear Heartbroken, crying

They do Wipe their eyes as if wiping away tears.

Read or tell the story.

[Position Peter either at the back of the room or just outside the door. Dorcas sits up front and to one side folding clothes.]

Dorcas lived in the town of Joppa. She was a good woman who loved Jesus. She loved Jesus so much that she wanted everyone to share in His love. So she did kind things for them, especially for those who were poor. When she made clothes, she gave them to people who needed them. *[Dorcas gets up and gives away the clothes.]*

One day Dorcas became sick. *[Dorcas lies on a bed made of several chairs that have been set close together up front.]* Her friends tried to help her. *[Three children come to help. One offers water; another wipes her forehead, a third fans her.]* But soon Dorcas died. *[Dorcas lies very still with her eyes closed.]* The church people were **heart-broken** *[wipe eyes]*.

Then someone remembered that Peter was nearby in a town called Lydda. Two men from Joppa went to Lydda to get Peter. *[Two messengers hurry to get Peter.]* “Please, come quickly,” they said, taking Peter by the arm.

So Peter went with them to Joppa. *[The messengers lead Peter to Dorcas.]* When he got there, the believers were **crying** *[wipe eyes]*. Peter found Dorcas’s body laid out for burial. Many of the people whom Dorcas had helped stood around, holding the clothes she had made for them and **crying** *[wipe eyes]*. They told Peter what a kind woman she had been, and showed him the clothes she had made for them. *[The children with the clothes show them to Peter.]* They crowded around Dorcas’s bed.

Peter sent all the **crying** *[wipe eyes]* people out of the room. *(The mourners back away from Dorcas.)* Peter got down on his knees and prayed. Then he took Dorcas by the hand and said, “Dorcas, get up.”

Immediately Dorcas opened her eyes and sat up. Peter took her by the hand and helped her to her feet. Then he called all the other believers and presented Dorcas to them. *[The other children hug Dorcas and tell her how happy they are to have her back.]*

News of this miracle spread all over Joppa. Many people wanted to know about Jesus because of the wonderful miracle Peter had performed in Jesus’ name.

Like Dorcas . . .



WE SERVE WHEN WE HELP OTHERS.

Debriefing

Ahead of time, write the questions that follow on small slips of paper and put them in a basket or bowl. Have

children take turns taking a question from the container and answering the question or asking another child to answer it.

1. Why were the other believers sad when Dorcas died? (Because they loved her; because she loved and helped them.)

2. What did the believers do when Peter arrived? (They showed the clothes Dorcas made for them.)

3. What did Peter ask them to do? (Leave the room.)

4. What did Peter do when he was alone? (He prayed to Jesus, then told Dorcas to get up.)

5. How did this miracle spread the news about Jesus? (It made people want to know more about Jesus.)

6. How do you feel when someone helps you with kindness like that of Dorcas? (grateful, gives me a warm feeling toward that person, want to know that person better, etc.)

Memory Verse

Before class, write the memory verse in phrases where all can see. Include the words in parentheses at the end of each phrase.

Say: **Today's memory verse adds the last part to the text learned last week. Let's say the entire text together.**


Allow time, then divide the class into two groups. Have the first group read aloud, pausing after each phrase so the second group can call out the words in parentheses. Repeat three times. Then have the second group read the text aloud and have the first group call out words in parentheses, repeating three times. Then have everyone say the text together, omitting the words in parentheses.

You Need:

- Bible
- white/chalk-board
- chalk or marker

I am not ashamed of the gospel,
(Why?)
because it is the power of God (For what?)
that brings salvation (Of whom?)
to everyone who believes. (You and me!)

Romans 1:16 (Do a high five.)



You Need:
• Bibles

Bible Study

Have the children open their Bibles to Acts 9 and take turns reading one verse at a time from verse 36 to verse 42. Ask two boys to read what the two men said in verse 38 (in quotations). Ask another boy to read what Peter said in verse 40.

Debriefing

Ask: **If you had been one of the people in that city, how would you have felt when Dorcas died? What would you have done?** (not sure, felt bad, cried, gone to her home)

What does the Bible call Dorcas? (Jesus' disciple. Acts 9:36. *The SDA Bible Commentary* says she was a "female disciple" [see vol. 6, p. 242, on Acts 9:36]).

Why was Dorcas so important in the community? (She helped people, she was kind, people liked her, etc.) **Why did the people send for Peter?** (Maybe they thought he could do something to help them. Maybe they needed someone to help them remember that God still cared for them. Neither the Bible nor the Spirit of Prophecy say the people believed Dorcas would be resurrected.)

How would you have felt when Dorcas came back to life? Allow response time. **Why?**

At the end of the activity, say the message together:



WE SERVE WHEN WE HELP OTHERS.

Applying the Lesson

You Need:

- Bible
- copies of a local newspaper

A. Dorcas Hunt

Divide the class into groups of two or three children. Ahead of time, find three stories about people with needs either from your local news station or community organization or the internet. Either print or cut them out of the newspaper. Give the stories to three different groups. After they read the stories have them ask themselves, "What would Dorcas do?"

After five or six minutes ask the groups to take turns reporting on the story they chose and telling what Dorcas would do. Then ask, **What can we do to help one of these persons?** Allow discussion time, then lead the class into making a plan. Follow through by assisting the class to put their plan into action. See "Sharing the Lesson" for ideas.

Debriefing

Read aloud Romans 1:16. Say: **One way we share the gospel is by sharing Scripture. Another way to share the good news about Jesus is by serving—by helping others. Jesus needs you and me to serve too. How does it make you feel to know that Jesus needs you? Let's say our message for today:**



WE SERVE WHEN WE HELP OTHERS.

B. Sammie's Service (Optional Story)

"Can I help?" Sammie asked the neighbor as she pushed her wheelbarrow full of bricks up her long driveway.

The neighbor looked down at Sammie and saw a little 5-year-old with smiling eyes looking earnestly up at her. He was not strong enough to make much dif-

ference with the load of bricks. But how could she refuse? So she let him push on one handle.

Sammie was a great help lifting the bricks and stacking them in a pile in the backyard. He worked quickly and carefully. And all the while he talked to the woman.

"We are new here," he told her. "My daddy is a pastor. We read the Bible every day. Do you know what we read today?"

Soon Sammie was telling the woman a Bible story as they pushed the wheelbarrow back and forth and stacked the bricks.

"Is that from the Bible?" the woman asked, as Sammie finished his second story. Sammie's mouth dropped open. How could she not know that the story of Joseph was in the Bible?

"Don't you read your Bible?" Sammie asked. When the woman replied that she did not have a Bible, Sammie ran back to his house, grabbed his mother's Bible, tucked it under his arm, and ran back across the street.

Sammie's mother saw the boy running off with her Bible, so she followed him. At her neighbor's house, she saw Sammie showing the woman the Bible. Soon Sammie's mother was offering to bring Sammie back every day to tell the woman a new Bible story.

One day Sammie invited his new friend to church. "Don't be afraid," he told her. "You can sit by me." She smiled and took his hand as he led her to a seat.

And so the woman began to attend church. Soon she was baptized—all because a little boy was willing to be a helper and talk about Jesus.

Debriefing

Ask: **Why do you think the neighbor woman was willing to listen to Sammie talk to her about Jesus?**

(Because he helped her first.)

How do you feel about a person who helps you when you need help?

(I like that person, I feel grateful, etc.)

Do you know someone whom you can help? How would you share

Jesus with someone who wants to know more? Let's say our message together:



WE SERVE WHEN WE HELP OTHERS.

4

Sharing the Lesson

Sharing Jesus

Plan an activity to share Jesus with someone whose story of need was in the newspaper and was shared by someone in the class.

Suggestions:

1. Make a giant greeting/condolence card. Cut a hole in the top of a shoebox. Give each child a piece of paper and stickers, crayons, markers, etc., to write a note or make a card of condolence. Staple each card to a length of yarn. Put the yarn with all the notes inside the box, with one end sticking out. When the recipient pulls on the yarn, the messages pop out in a long stream.

2. Make coupons that are good for services the children can perform (raking leaves, picking up trash, helping to prepare or delivering a meal). The children have their parents help them give out the coupons and go with them to per-

form the service.

3. Donate clothing and/or toys for Community Services or for someone in need that they read of in the newspaper.

4. Donate coats/blankets for the homeless.

5. Have your parents contact Community Services or a local relief agency about other needs. (Toiletry items such as soap, toothbrushes, toothpaste, razors, etc., are generally in short supply.)

Debriefing

Ask: **How do you feel about helping others in this way? How does this share Jesus? Let's say today's message together:**



WE SERVE WHEN WE HELP OTHERS.

Closing

Sing "We Are His Hands" (*Sing for Joy*, no. 129). Ask a child to pray for the people your class read about in the newspaper.

You Need:

- shoebox
- piece of paper for each child
- stickers
- crayons, markers, etc.
- stapler
- yarn

Alive Again!

References

Acts 9:32-42; *The Acts of the Apostles*, pp. 131, 132

Memory Verse

"I am not ashamed of the gospel, because it is the power of God that brings salvation to everyone who believes" (Romans 1:16).

The Message

We serve when we help others.


Mary and her mother had little to live on. They needed food. Their clothes were old and patched. One day someone told Mary's mother that the Seventh-day Adventist Community Services center in her town could help her. So Mary and her mother went there for help. Soon they received some food and good, clean clothes.

Seventh-day Adventist Community Services can be found all around the world. Perhaps there is one near you. Sometimes Community Services are called the "Dorcas Society." Why? Because Dorcas, one of Jesus' friends, helped many people in the village where she lived. Here is her story:

"We're all worried about our dear friend Dorcas," Elizabeth began. "She is so sick, and she doesn't seem to be getting any better."

"I know," responded Sarah. "Dorcas is such a precious woman! I love to go to her house. I like to listen to her talk about Jesus. Her big, brown eyes sparkle and shine when she talks about Him. And I love to hear her laugh. It's

wonderful to watch her hands. They are always busy sewing. I do believe she is the best seamstress in the city! Even if the shirt or coat she is making is a simple one, it is always elegant.



And then she gives it away to some poor widow in need."

The two women turned back to their work. There was much to be done that day. But first they would pray for Dorcas.

Several days passed. Then early one morning the news spread through the town. "Dorcas has died."

People hurried to her house to see if it were really true. They could hardly believe it! Some of the women were already washing her body, tears running down their faces. Then they gently carried her to a room upstairs.

Suddenly, amid all the crying and chaos, somebody remembered that Peter was visiting the believers in Lydda, about 10 miles away. "Let's send for Peter!" they exclaimed. So two men set off for Lydda to find him.

Finally Peter came. It was quite a scene that he walked in on! Crying, and wailing, and mourning. A whole household of friends in distress. Someone led Peter to the upstairs room. Many widows crowded around him, sobbing. They held the coats and robes that Dorcas had made for them.

Peter sent everyone out of the room. Then he quietly knelt down beside the bed and prayed. As he stood up, he turned to Dorcas, lying so still. "Dorcas, get up!" he called.

Immediately Dorcas opened her eyes and sat up! Peter took her by the hand and helped her out of bed. He smiled at her. Then he called the people back into the room so they could see her too.

How the believers rejoiced and praised God! "Our God is so good!" they shouted. Dorcas herself was amazed at what had happened.

Of course the wonderful news spread quickly. Everywhere in Joppa people heard about the miracle. And because of that, many of them believed in the Lord.

Daily Activities

Sabbath

- Put these things in a basket or box: a toy, a Bible, a piece of clothing, food, a dust cloth. For worship, ask your family to take turns holding up one thing, then tell how they could use it to tell others about Jesus.
- Read your lesson story together. Do you know anyone who reminds you of Dorcas? What does that person do to help others?
- What was Dorcas's other name? Find out the second name of everyone your family.
- Read Romans 1:16 together. Then ask God to show you ways you can help others.

Sunday

- With an adult, visit a soup kitchen that feeds homeless people, or visit a Community Services center. (Or some other organization that helps the needy.) Learn all you can about what they do. How can you help them help others?
- During family worship, read Acts 9:36-42 together. Why does the Bible say that Dorcas was a disciple? What did Jesus' disciples do? Read Matthew 25:40 together.
- Ask God to bless those who work with homeless people.

Monday

- With your family, look at a newspaper. Circle two stories or pictures of people that you and your family could help. (Or ask your pastor or church Community Services director for names.)
- Draw pictures or write a story about what you found. Help your family make a plan, then do it.
- Say your memory verse to someone in your family.

Tuesday

- Retell the story from Acts 9:36-42 to your family. What might you have seen and heard had you been there? What does *salvation* mean? Whose power saves? According to the memory verse, who gets saved? *Gospel* means "good news." Whom is the good news about?

- Lydda and Joppa were 10 miles apart. What place is 10 miles from your town? Joppa was a port city. What does that mean? What port is closest to your town? Today Joppa is called Jaffa and is part of the city of Tel Aviv in Israel. Try to find it on a modern map.

Wednesday

- With your family, read and discuss Galatians 6:2. Then check the things below that you could joyfully do to serve others:

- ___ Pick up trash lying on the street.
- ___ Help your neighbors rake their yard or sweep their walk.
- ___ Help your parents before they ask.
- ___ Refuse to take money for helping someone.

- Say your memory verse to your family. Tell what it means to you.

Thursday

- When someone says nice things about your help, what do you say? Act out the following with your family:

- "What a great help you are!" (Thank you. God helps me. I want to pass it on.)
- "You don't have to do that." (But I want to help so you will know that Jesus loves you.)
- "Don't you want to play now?" (Maybe later. Now I'm having fun helping you.)

- Call a friend and say your memory verse to him or her.

Friday

- During worship, sing your favorite song about service for Jesus.
- Make a diorama to tell the story of Dorcas. (Use a shoebox or other small box for the setting. Make cutouts of story characters. Add clothes made from cloth scraps.) Then tell the story to your family. Ask a family member to read Acts 9:40-42 to end your story.
- Talk about the people your family chose to help. Have you helped them yet?
- Say the memory verse like you are proud to serve.