

God Is Number One!

Monthly Theme

We worship God every day.

The Bible Lesson at a Glance

It is almost time for the Israelites to go into the Promised Land—a land with houses they did not build and vineyards they did not plant. They will be tempted to forget that they need to depend on God. Moses pleads with them to worship only God and not idols, and to love the Lord with all their heart, soul, and strength. God's commandments are to be upon their hearts. Moses advises family worship and practicing the presence of God all day.

This is a lesson about worship.

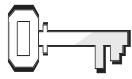
On the border of the Promised Land Israel faced a major issue: whom and how they will worship. On the border of the heavenly Promised Land God's people still face this same issue. As Israel of old, God's people today are tempted to forget to put God first. Only God should take first place in our lives. He alone is worthy.

Teacher Enrichment

"The duty to worship God is based upon the fact that He is the Creator and that to Him all other beings owe their existence. And wherever, in the Bible, His claim to reverence and worship, above the gods of the heathen, is presented, there is cited the evidence of His creative power" (*The Great Controversy*, pp. 436, 437).

Room Decorations

If available, place colorful posters around the room that have messages about praising and worshiping the Lord. If none are available, make some or help the children make some that can be displayed, adding a new one each week. See Psalms 146–150 for ideas.



References

Deuteronomy 6;
Patriarchs and Prophets,
pp. 462-468



Memory Verse

"You are worthy,
our Lord and God,
to receive glory and
honor and power, for
you created all things"
(Revelation 4:11).



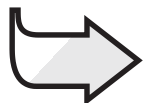
Objectives

The children will:

Know that only
God is worthy of
our worship.

Feel a desire to
always worship Jesus.

Respond by
putting God first
in their lives.



The Message

God is worthy of
our worship.

Program Overview

Lesson Section	Minutes	Activities	Materials Needed
Welcome	ongoing	Greet students at door; hear pleased/troubled	none
1 Readiness Options	up to 10	A. <i>Memory</i> B. <i>Paper Cup Pyramid</i>	Bible, 40 index cards, religious-theme stickers or pictures and glue 10 paper cups (or more), permanent marker or self-adhesive stickers
Any Time Prayer and Praise*	up to 10	Fellowship Songbook Mission Offering Prayer	none <i>Sing for Joy</i> <i>Children's Mission</i> offering container with these words attached: "With this gift I worship God," <i>Sing for Joy</i> none
2 Bible Lesson	up to 20	Experiencing the Story Memory Verse Bible Study	none Bible Bibles
3 Applying the Lesson	up to 15	<i>Worship Moments</i>	none
4 Sharing the Lesson	up to 15	<i>Time Out</i>	heavy paper or poster board; markers, crayons, etc.

***Prayer and Praise may be used at any time during the program.**

TEACHING THE LESSON

Welcome

Welcome students at the door. Ask how their week has been—what they are pleased/troubled about. Encourage them to share an experience from last week's lesson study. Have them begin the readiness activity of your choice.



Readiness Activities

Select the activity most appropriate for your situation.

You Need:

- Bible
- 40 index cards
- religious stickers, or other religious-theme pictures and glue

A. Memory

Create a game like Memory by gluing religious stickers, or any other religious-theme pictures to identical index cards. Create 20 pairs of identical cards. In class you will shuffle the cards and lay them facedown. Each child will take turns lifting two cards at a time. When a pair is uncovered, that child will remove the pair and take another turn. Continue in this way until all the pairs have been found. Large class: form groups of five or less and supply a game set for each group.

Debriefing

Ask: **Why is this game called “memory”?** (Because you have to remember where the pictures are.) **What is the most important thing to remember in your life?** (Take answers.) Read aloud Revelation 4:11. **God wants you to remember Him above all else. He wants to be the most important thing in your life. When you do that, you are worshipping Him. And that brings us to our message for today. I'll say it, then you say it with me:**



GOD IS WORTHY OF OUR WORSHIP.

You Need:

- 10 paper cups (or more)
- permanent marker or self-adhesive stickers

B. Paper Cup Pyramid

Before Sabbath School, label the paper cups by writing on them with a permanent marker or writing on a self-adhesive sticker, the following:

TV
homework
praying
videos

playing with friends
reading the Bible
healthy habits

computer games
swimming
chores

In class, ask the children to arrange the cups in a pyramid to show the priority they give to each thing by placing the least important at the bottom and the most important at the top. (You may want to give each child a set of cups or repeat this several times with different children to see how they arrange their priorities.)

Debriefing

Ask: **Where do we put God in our list of priorities: Is He at the top, somewhere in the middle, or at the bottom?** (at the top) **If you made a pyramid of your friend's names, where would you put your best friend?** (at the top) **God wants**

to be your friend, and He is waiting for you to spend time with Him every day.
Remember . . .



GOD IS WORTHY OF OUR WORSHIP.

Say that with me.

Prayer and Praise

Any
Time



Fellowship

Report the students' joys and sorrows (pleased and troubled) as reported to you at the door (if appropriate). Review the memory verse and allow time for sharing experiences from last week's lesson. Acknowledge any birthdays, special events, or achievements. Give a special, warm greeting to all visitors.



Suggested Songs

"Psalm 66" (*Sing for Joy*, no. 11)

"Joyful, Joyful, We Adore Thee" (*Sing for Joy*, no. 1)

"Sing Praises to the Lord" (*Sing for Joy*, no. 2)

"Holy, Holy, Holy" (*Sing for Joy*, no. 7)



Mission

Share a story from *Children's Mission*. Help the children identify someone who made God the priority in their life and worshiped Him.



Offering

Say: **Bringing our offering so others can learn about God is one way we praise Him for His goodness and worship Him.** Sing "God Is So Good" (*Sing for Joy*, no. 13) while you collect the offering.

You Need:

- offering container with words: "With this gift I worship God."
- *Sing for Joy* songbook



Prayer

Do a popcorn prayer. Form a circle. Ask the children to close their eyes and say one praise statement to God (You are my Creator, You are my Savior, You are my Friend, You are the Greatest, You are a Giant of a God, You are worthy, etc.). Have them do this like popcorn popping—speaking out from anywhere in the circle at any time. In closing, pray that the children will put Him first in their lives every day.

Bible Lesson

Experiencing the Story

There are several places in the story that mention specific things God had done or would do for Israel. Ask the children to listen for these things, and raise their hands when they hear them. When they hear something that does not praise God, they should do a thumbs down.

Read or tell the story.

It was dawn, and Moses stood high on a hill looking out over the camp of the Israelites. It was almost time for the Israelites to cross the Jordan River and go into the land God had promised them.

God had used Moses to lead these people for 40 years. *[Hands up.]* God had blessed Moses and performed wonderful miracles through him. *[Hands up.]* When Moses held up his rod, the Red Sea had parted to let the people go across. *[Hands up.]* And when all were safely on the other side, the Red Sea waters had returned just in time to keep the Egyptian army from hurting the Israelites. *[Hands up.]* When the children of Israel were thirsty in the wilderness, God had shown Moses a rock to strike with his rod, and water had come gushing out. *[Hands up.]*

But once, Moses had been angry. *[Thumbs down.]* God had told him to speak to the rock this time to get water for the people, but instead Moses had struck the rock with his rod. *[Thumbs down.]* Pure, clean water had poured out, *[hands up]*, but Moses regretted hitting the rock. For his disobedience Moses had to say goodbye to the people on this side of the Jordan. He would not cross over into the new land. *[Thumbs down.]*

Moses stood watching the tents of Israel where his beloved people were

waking up. He was happy that they were about to cross over into the Promised Land, but he knew the temptations they would face in their new home.

He knew that the Lord was about to give them cities already built. *[Hands up.]* God was going to give them houses full of good things which they had not bought. *[Hands up.]* The Lord would provide wells of water for them which they had not dug *[hands up]*, and vineyards and olive trees they had not planted. *[Hands up.]*

Surrounded by all those good things, Moses knew it would be easy for the Israelites to forget that their blessings come from God. *[Thumbs down.]* Tears began to well up in his eyes. "Remember to love the Lord with all your heart and soul and strength," he wanted to shout. If they would only do that, all would be well. *[Hands up.]*

Then God's loving whisper showed Moses what to do. He must write a book—the fifth book of the Bible, which we call Deuteronomy. *[Have the children find Deuteronomy in their Bibles.]* In this book he would write the story of God's miracles and love and leading. *[Hands up.]* He would include the Ten Commandments and give some additional advice to help the people stay true to their Forever Friend.

"Write it down," God whispered. "Write everything we want them to remember." Moses knew it was true. The people would remember God and the children would grow up to know Him if they would keep telling God's story. Over and over they must tell it. They must talk about the Lord and praise Him every day!

They must tell God's story when they were at home and when they were traveling. They must retell it when they were working and when they were resting.

That was the key. And it was so simple. Remember God. Keep loving Him. Keep telling His story. *[Hands up.]*

And so it was that Moses wrote the Bible book that we know as Deuteronomy, just as God told him to.

Debriefing

Quickly ask the following questions to the class. Keep it moving.

1. Name one of the miracles God performed through Moses.

2. Why was Moses not crossing into the Promised Land? (He disobeyed; On one occasion, he acted as if he was performing the miracle instead of God.)

3. What made Moses happy? (Remembering what God did for them.)

4. When you think of what God has been doing for you, how do you feel?

5. What made Moses sad? (He knew the people would forget God.)

6. What was the most important thing for the Israelites to remember? (God provided everything for them.)

7. What did Moses do to help them remember? (He wrote a book that is in our Bible today; he wrote Deuteronomy.)

Say the message together.



GOD IS WORTHY OF OUR WORSHIP.

Memory Verse

Form four groups. Give each group two minutes to memorize one phrase of the memory verse, as follows:

1. "You are worthy, our Lord and God,
2. to receive glory and honor and power,
3. for you created all things"
4. Revelation 4:11.

Have the children repeat their part when you signal their group, so the memory verse sounds like a voice choir. Do this twice and then encourage each group to learn the part of one other group and finally to say the whole verse.

Bible Study

Say: **Our Bibles have many texts that tell us God is worthy to be worshiped and praised. Let's read some of them. Look for the text in your Bible. When you find it, stand up and read it out loud.** Adults assist as needed. Do as many texts as time permits.

2 Samuel 22:4	Psalms 99:9
Psalms 86:8, 9	Luke 4:8
Revelation 14:7	Revelation 15:4
Psalms 29:2	Psalms 95:6
Psalms 66:4	Revelation 5:12, 13

Debriefing

Say: **Moses wrote songs of praise to worship God. What other ways can we praise and worship God? Why do we want to worship Him? Remember our message ...**



GOD IS WORTHY OF OUR WORSHIP.

Say that with me.

You Need:

- Bible

You Need:

- Bibles

Applying the Lesson

Worship Moments

Read the following situations to the children:

Situation 1. **While visiting at a friend's house, you notice that the chairs in one room all face in one direction. "This sure looks like a place of worship," you say to yourself. Then you notice that the chairs are facing the television set.**

What could you suggest that the family might do to be sure that God is worshipped there? (Show Bible videos; limit TV viewing; take time to read Bible stories and pray; pray that God will help you worship only Him.)

(Note: Challenge the children to turn off the TV at home this whole month. Begin by turning it off one day the first week; two days the second week, etc. This message will need to be shared with families. Make suggestions for how to use the time.)

Situation 2. **You want to create a family worship moment at your house. So you make everyone promise to be home on Friday night at sunset. You ask a family member to help**

you plan and cook some great food. You get someone else to help you set the table so everyone can sit down together.

Now you are ready to plan a special worship time while you are all at the table. What might you do? (Sing songs about God; say favorite verses from memory; pray together; talk about God's blessings during the week; complete primary lesson Friday activities, etc.)

Debriefing

Remind the children that worship can be enjoyable when we take time to plan it.

Ask: **How many want to help your family to worship God together every day?** (Ask for a show of hands.)

One way to find good ideas to do this is to follow your primary daily activities.

What are things that make it hard for you to worship God together with your family each day? (TV, busy with friends, activities, don't plan for worship, different schedules, etc.)

When you have a hard time choosing to worship God with your family, remember our message for today:



GOD IS WORTHY OF OUR WORSHIP.

Say that with me.

Sharing the Lesson

Time Out

Have the children create TV-shaped buttons or posters on which they write “Time Out for God.” (See drawing below.)

As they create their buttons or posters, talk about what they can do with their creations. For instance: They can wear the buttons; they can tape their poster to the TV screen at home. When someone asks them about their “Time Out” message, the children can say **GOD IS WORTHY OF OUR WORSHIP.**

Ask: **What if you don’t have a TV? Chances are there is something that you like to do a lot—something you do instead of having worship. Plan with your family to take a time out from any activity that you spend a lot of time on—computer games, talking on the telephone, playing with a favorite toy, reading, etc.**

Debriefing

When the buttons are done, ask the children to clean up and put away the materials. Then have them show what they created.

Call someone up front to role-play with you. You may need to prompt the child, as follows:

TEACHER: What is that you have, (name)?

CHILD: What is what, Teacher?

TEACHER: The button on your collar (shirt).

CHILD: Oh, that’s my “time out” button.

TEACHER: Time out? Have you been in trouble?

CHILD: No. This will remind me to take time for God. To worship Him.

TEACHER: Great! Is there any special reason you want to worship?

CHILD: Because **GOD IS WORTHY OF OUR WORSHIP!**

Ask: **To whom can you show your button (or poster)? What will you say to them? Will you remember to share today’s message? Let’s say it together again.**



GOD IS WORTHY OF OUR WORSHIP.

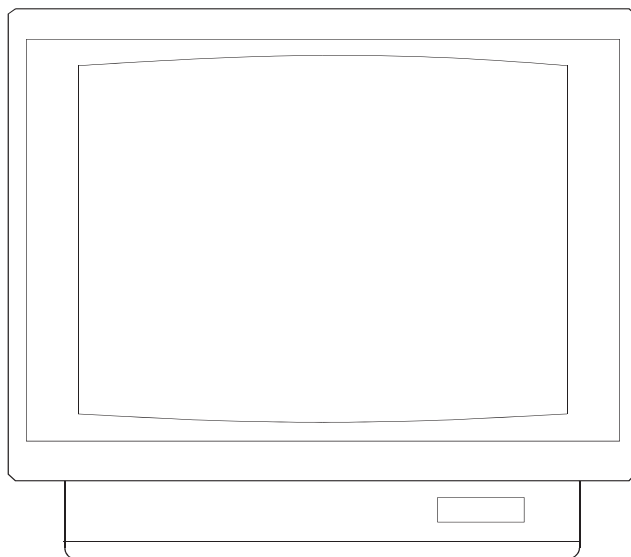
Closing

Say: **Another place that we worship God is at church. How can we show God that we believe He is worthy when we attend the church worship service?** (By being quiet, taking part in the service, by thinking about God and how much we love Him, etc.)

If available, pick a worship response from *The Seventh-day Adventist Hymnal* to sing together before the children leave. Examples are “Glory Be to the Father” (no. 660), “Holy, Holy, Holy” (no. 661), etc. Close by praying that everyone will truly worship God during the church service.

You Need:

- heavy paper or posterboard
- markers, crayons, etc.



God Is Number One!

References

Deuteronomy 6;
Patriarchs and Prophets,
pp. 462-468

Memory Verse

"You are worthy,
our Lord and God,
to receive glory and
honor and power, for
you created all things"
(Revelation 4:11).

The Message

God is worthy of
our worship.

*Have you ever moved to a new town
or a new school? Before you got there, what
questions did you have? Were you dreaming
about your new room?*

*In this story, the Israelite people have
spent a lifetime living in tents. But now they
are at the border of the Promised Land, wait-
ing for the order to pack up and move in.
Moses wishes he was going too.*

Moses stood there, tall and motion-
less. The early-morning breeze began to
play gently with the edges of his robe, but
he didn't notice. His eyes were fastened
on the camp—the huge camp of the chil-
dren of Israel spread out on the plain.

For 40 years God had used Moses
to lead these people. He had led them
through all kinds of dangers. God had
blessed Moses and performed wonderful
miracles through him. The Red Sea had
parted to let the people go across. And
the waters had returned just in time to
save them from the Egyptian army.

Once, in anger, Moses used his rod
to strike a rock, and pure drinking water
had poured out. Moses regretted striking
that rock. He knew that God had said that
speaking would be enough. Because he

had dis-
obeyed, Moses
would
not
cross
over
into
the new
land.
He
must say
goodbye
to the
people
this side



of the Jordan.

At first Moses pleaded with God.
"Sovereign Lord," "Let me go over and see
the good land." But God spoke plainly.
"That is enough. Do not speak to me any-
more about this matter" (Deuteronomy
3:24-26).

Moses accepted what God wanted.
Then God made an offer to ease the old
man's disappointment. "Go up to the top
of Pisgah and" "look at the land. . .," God
said, "since you are not going to cross this
Jordan" (Deuteronomy 3:27).

Sadly, Moses stood watching the tents
of Israel. His beloved people were just wak-
ing up. Many of them were wildly excited
about crossing the Jordan River, but some
were afraid. Moses shook his head, and a
little smile grew on his lips. This had to be
the most stubborn group of people in the
world. And he loved them—every one!

Then God's loving whisper showed
Moses what to do. He must write a book.
That book has become the fifth book of
the Bible, which we call Deuteronomy.
In this book he would write about God's
miracles and love and leading. He would
include the Ten Commandments. And he
would give a message to help the people
stay true to their Forever Friend.

Moses knew that the Lord was about
to give them cities already built. He was
going to give them houses full of good
things. The Lord would provide wells of
water for them that they had not dug.
And vineyards and olive trees they had
not planted. All the Lord asked was that
they love Him. But the children of Israel
could easily forget where these blessings
had come from, Moses knew.

"Remember to love the Lord with all
your heart and soul and strength," he
wanted to shout. If they would only do
that! If only they would tell others, the
people could remember God. The children
would grow up to know Him—if they would
keep telling God's story. Over and over they
must tell it. They must talk about the Lord

and praise Him every day! At home. At work. When they were traveling. And when they were resting. That was the key. And it was so simple. Keep loving God; keep telling His story.

And that is what God asks of us today. Keep loving Him and keep telling others about our wonderful God.

Daily Activities

Sabbath

- With your family, take a walk and explore what God has made. Then sit down somewhere and share what you discovered. Read Revelation 4:11 together, then read your lesson story.
- Sing together a favorite praise song to God.
- Pray a prayer of praise together.
- When you get home, write your memory verse. Decorate it with pictures of things God created.

Sunday

- With your family, read Deuteronomy 6:1-9. After each verse, tell what you think it means. What do these verses tell families to do? Dip your finger in water and write “love” on your doors. Or make a mezuzah. A mezuzah is a box that Jewish families decorated and put on their doorposts. It had Scripture verses in it.
- *Worthy* means “good enough.” Only one Person is good enough for our worship. Who is that Person? Make a poster that says: “God, You are worthy of my worship. You are number 1!” Decorate it and put it where everyone can see it.
- Teach your memory verse to your family.

Monday

- With your family, read 1 John 5:21. What is an idol? Talk about it together.
- In a bag, collect some things you use every day or make a list. Examples: video games, TV remote, storybooks, computer games, smartphone, clothing, toys. Take turns with your family pulling something from the bag and saying how each object could become an idol.
- Show that God alone is worthy of your worship. Encourage your family to turn off the TV and worship together instead. Ask God to help you.
- Ask each person to tell about their favorite way to worship God.

Tuesday

- Together with your family, read Deuteronomy

6:10-12. Find three reasons Moses said the people should worship God. What are your reasons for worshipping God? Talk about it with your family.

- Sing “Fill Your Hearts With Joy” (*Sing for Joy*, no. 8), then pray a prayer of praise. Ask God to help you make the right choices.
- Look in a mirror while you say your memory verse.

Wednesday

- During family worship, read Deuteronomy 5:6-21. How many commandments did you find? True or False: Deuteronomy 6:4-6 shows that God’s commandments are really about love. Praise God for His love.
- Read verse 8. Take a strip of paper or cloth and write on it, “God is love.” Then wrap it around your wrist or your head. Talk with your family about what verse 8 really means.
- Try to set your memory verse to music.

Thursday

- During worship today, look in the newspaper or a news magazine. Circle pictures or names of people who are given special honor. Glory and honor are shown when we show someone special respect or want to be like them. Showing glory and honor to God can also be a way of worshipping.
- Whom alone do we worship? Read Deuteronomy 6:13, 14. (*Fear* means “respect,” “worship.”) Tell Him when you pray.
- Say your memory verse to an adult.

Friday

- During family worship, read together 1 Chronicles 16:11, 12. Take turns telling why you want to give God special honor and worship. Share what He has done for you this week. When you pray, praise Him for His loving care.
- Have a praise songfest for worship. One family member starts a praise song, and when it is finished, someone else starts another. See how long you can go before running out of song ideas.