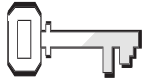


Escape From Jericho



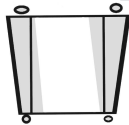
References

Joshua 2;
Patriarchs and Prophets,
pp. 481-483, 491



Memory Verse

“Seek first his kingdom
and his righteousness,
and all these things
will be given to you as well”
(Matthew 6:33).

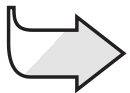


Objectives

The children will:
Know that at church
we listen and learn what
is important in life.

Feel a desire to know
what is most important.

Respond by choosing
to follow God
as Rahab did.



The Message

With our church family
we listen and learn
what is important.

Monthly Theme

We encourage one another to follow Jesus.

The Bible Lesson at a Glance

After 40 years of wandering, Israel is again on the edge of the Promised Land. Joshua sends out two spies to look over the land, especially Jericho. Rahab of Jericho takes them in and hides them. She recognizes the power of their God. She furnishes a red rope to help them escape by climbing down a wall. Before they go, she asks the spies to promise to save her and her family when Jericho is conquered. The spies agree to do so and tell her to hang the same red rope from her window. They escape and return safely to the Israelite camp.

This is a lesson about community.

God’s community of believers are caretakers of a most important, precious treasure—a knowledge of God and His way of life. This treasure is dispensed freely from God’s Word to individuals in His church. The children of Israel exhibited this in the way they lived and responded to those around them. The Holy Spirit makes the Word clear and causes it to transform the lives of individuals in the community. The church supplies support and training to help prepare the way for this experience.

Teacher Enrichment

“As the light of the true God dawned upon Rahab’s heart, she repented and cast her lot with God’s people. To her was granted the honor of becoming a progenitor of Christ (Matthew 1:5). . . . There had not been time for her to get much information from the two spies. Her chief knowledge had no doubt come from the reports of how Jehovah, the God of Israel, was working for them” (*The SDA Bible Commentary*, vol. 2, pp. 182, 183).

Room Decorations

See Lesson 1.

Program Overview

Lesson Section	Minutes	Activities	Materials Needed
Welcome	ongoing	Greet students at door; hear pleased/troubled	none
1 Readiness Options	up to 10	A. <i>Red Cords</i> B. <i>Choices, Choices</i>	Bible, red yarn, scissors, comb (optional and also used in lesson 7) Bible, a variety of small items, such as stickers, marbles, coins, balls, etc.; plate or platter
Any Time Prayer and Praise*	up to 10	Fellowship Songbook Mission Offering Prayer	<i>Sing for Joy</i> <i>Children's Mission</i> offering container with a picture of Jesus and the words "He's most important" for each child: a cutout in the shape of the numeral one large enough to hold a small picture of Jesus; pens or pencils; small pictures of Jesus or Jesus stickers, glue
2 Bible Lesson	up to 20	Experiencing the Story Memory verse Bible Study	Bible-times costumes, several chairs draped with a sheet or blanket, a blanket, a red cord or ribbon, paper, red yarn <i>Sing for Joy</i> songbook Bibles
3 Applying the Lesson	up to 15	A. <i>The Important Things Quilt</i> B. <i>Putting Jesus in the Center</i>	Bible, markers/pens, sheets of colored paper or cloth that are all the same size, tape or pins, large picture of Jesus white and yellow paper, glue, markers, Jesus stickers or small pictures, white/chalkboard, markers/chalk
4 Sharing the Lesson	up to 15	<i>Encouragement Factory</i>	paper, markers, crayons, scissors

*Prayer and Praise may be used at any time during the program.

TEACHING THE LESSON

Welcome

Welcome students at the door. Ask how their week has been—what they are pleased/troubled about. Ask if they have anything to share from last week's studies. Have them begin the Readiness Activity of your choice.



Readiness Activities

Select the activity most appropriate for your situation.

You Need:

- Bible
- red yarn
- scissors
- comb (optional)

A. Red Cords

Have the children make red cords to take home as a reminder that Jesus is the most important thing in life. For each child, cut a piece of red yarn two to three yards (meters) long. Help the children tie the two ends together so it forms a circle. In pairs they loop the yarn over their hands and stand far enough apart so the yarn is taut. They then twist the yarn by rotating their hands in opposite directions. When the yarn is twisted tightly, they take hold of the middle and, keeping the yarn taut, bring both ends together to be held in one person's hand. Gradually move what was the center of the yarn to release the tautness. The two halves should wind together to make a thick cord. Finish by binding both ends of the cord to keep it from uncurling. Optional: Make a tassel at one or both ends. Cut the tips off at the very end. Comb the cord from below the bound portion to the tip, and you will have a tassel. Practice this before class.

Debriefing

Our story today is about a woman who knew that following God was the most important thing in life. She put a red cord in her window to show her choice. You can take your red cord and hang it in your window or over your doorknob to show that you know what is important too. Read aloud Matthew 6:33. **How can you seek God's kingdom?** (Make God the King and Lord of my life.) **As we study together at church, we learn that following Jesus is the most important thing. Is He the most important person in your life all week long? Today's message is:**



WITH OUR CHURCH FAMILY WE LISTEN AND LEARN WHAT IS IMPORTANT.

Say that with me.

You Need:

- Bible
- a plate or platter
- variety of small items (stickers, marbles, coins, etc.)

B. Choices, Choices

Arrange a variety of items on a plate or platter, enough so there will be two for each child plus some leftovers. You may have duplicates. One at a time, allow the children to come up and choose one, then sit back down. After everyone has chosen, allow them to come and choose again.

Debriefing

Ask: **Why did you choose what you did first? second? How did you decide?**

Sometimes it's hard to choose between what's good and what's best, isn't it? But there's one choice we can always make that is always important. Read aloud Matthew 6:33. **Giving God first place in our life is the most important choice we can make. Our message for today tells us:**



WITH OUR CHURCH FAMILY WE LISTEN AND LEARN WHAT IS IMPORTANT.

Say that with me.

Prayer and Praise



Fellowship

Report the students' joys and sorrows (pleased and troubled) as reported to you at the door (as appropriate). Review the memory verse and allow time for sharing experiences from last week's lesson study. Acknowledge any birthdays, special events, or achievements. Give a special, warm greeting to all visitors.



Suggested Songs

- "Seek Ye First" (*Sing for Joy*, no. 67)
- "Turn Your Eyes Upon Jesus" (*Sing for Joy*, no. 90)
- "Give Your Heart to Jesus" (*Sing for Joy*, no. 118)
- "I Have Decided to Follow Jesus" (*Sing for Joy*, no. 119)



Mission

Share a story from *Children's Mission*. Ask: **Who made a choice to put Jesus first in their life?**



Offering

Say: **Our offering goes to help others learn that following Jesus is the most important thing in our lives.**

You Need:

- offering container with picture of Jesus, labeled: "He's most important."



Prayer

Distribute the cutouts. Have the children paste or glue a picture of Jesus to their cutout. (Or use stickers.) Invite the children to write the name of someone for whom they would like to pray, someone who has not chosen Jesus to be first in their lives. Then ask them to write their own name on the cutout if they want Jesus to be first in their lives. Allow time for the children to pray silently. Close with a general prayer of commitment.

You Need:

- for each child:
- a cutout in the shape of the numeral one
- small pictures of Jesus (or stickers)
- pen or pencil
- paste or glue

Bible Lesson

Experiencing the Story

To involve the children in an interactive Bible story, dress them in Bible-times costumes.

You Need:

- Bible-times costumes
- several chairs draped with a sheet or blanket
- a blanket
- a red cord or ribbon
- red yarn
- paper

Characters: Joshua, two spies, Rahab, two soldiers

Props: Several chairs draped with a sheet or blanket to form a wall; a blanket to cover the spies, a red cord or ribbon

Have your “actors” say their lines after you say them first and prompt them to follow. Involve the rest of the class by having them respond to certain words in the story, as follows:

When you say:
hid, crept, slipped

They:
*Lower head and fold arms across the top (hiding position).
Point up.*

God, the Lord

Read or tell the story.

Forty years went by after the 10 spies brought back their discouraging report. Once again, the children of Israel were on the edge of the Promised Land. Joshua (*bring Joshua to the front*), the young spy who joined Caleb in bringing a good report about the Promised Land so many years earlier, was now Israel’s leader. And he was still looking for ways to encourage people.

Just as Moses had done years before, Joshua chose some men for a secret mission. (*Bring the two spies up front.*) “Go and spy out the land,” Joshua told them, “especially Jericho.” (*Prompt Joshua. He can then sit down.*)

So the men **slipped** [*hiding position*] into the mighty city of Jericho. (*Position*

Rahab inside the “wall.” The two spies walk inside the wall.) They went to a house built right into the city wall, where a woman named Rahab lived. She knew by their clothes that they were Israelites, yet she invited them inside. (*Rahab motions the men inside.*)

Now everyone in Jericho, including Rahab, knew about the Israelites. Everyone knew about their **God**. [*Point up.*] And that scared the king and the army. Instead of calling the soldiers, Rahab **hid** [*hiding position*] the two Israelites on her roof under some stalks of flax. (*The two spies lie down; Rahab covers them with a blanket.*)

Several people saw the spies go into Rahab’s house. So the king sent soldiers to Rahab. (*Bring up the soldiers.*) “Bring out the men you have in your house,” they said. “They have come to spy out our land.” (*Prompt the messengers.*)

Rahab said, “Yes, two men were here. They went that way.” (*Prompt Rahab.*)

The soldiers dashed away looking for the spies. (*Prompt the soldiers to leave the city. They sit down.*) Soon after that, the gates of Jericho clanked shut. The city settled down to sleep.

When all was quiet, Rahab **crept** [*hiding position*] up onto the roof. (*Rahab uncovers the two spies, and they sit up.*) “I know that **the Lord** [*point up*] has given this land to your people,” Rahab said. (*Prompt Rahab.*) “We have heard how He dried up the Red Sea for you. Everyone is afraid; our courage has melted. So now I have shown kindness to you. Give me a sign that you will show kindness to my family.”

“We will!” the men promised. (*Prompt the two spies.*) “Our lives for your lives. You don’t tell what we are doing, and you will be safe when **the Lord** [*point up*] gives us the land.”

So Rahab took a red rope to let the spies down from her window. "Tie this rope in your window," the spies told her. (*Prompt the spies.*) "When we return, if this rope is in your window, we will save you and the family members inside the house with you. Remember, the rope must be there." (*The spies climb down with Rahab's help and return to their seats.*)

Rahab watched as the men climbed down the rope and hurried away. (*Help her secure the cord to the wall.*) She carefully tied the cord in the window. Deep in her heart she knew that she had discovered something important. The God of Israel would be her God too. From that day on, GOD would be the most important person in her life.

Debriefing

Write the following questions on small slips of paper and tie a piece of red yarn to each. Hide the papers around the classroom or pin them to the board. Children take turns selecting questions. They may invite someone to help them answer.

1. How do you think Rahab felt when the Israelite spies came to her house? How would you feel?
2. How did Rahab know the spies were Israelites?
3. How do you think Rahab knew about their God?
4. Do you think Rahab was brave? What did she do that makes you think so?
5. What was the most important thing to Rahab? What is the most important thing to you?
6. Where can you learn about what is most important in life? (Say the message for today.)

 **WITH OUR CHURCH FAMILY WE LISTEN AND LEARN WHAT IS IMPORTANT.**

Memory Verse

Sing "Seek Ye First" (*Sing for Joy*, no. 67), changing the words to fit the NIV, as follows:

Seek first his kingdom and his righteousness,

And all these things will be given to you as* well.

Seek first his kingdom and his righteousness,

And all these things will be given to you as* well.

Spoken: Matthew 6:33.

*Sing the words *given to you as* on the second-to-last note of the song. They will be sung quickly so as to sing *well* on the last note.

(Option: Learn this verse in the KJV.)

Bible Study

Have the class open their Bibles to Joshua 2 and begin reading at verse 8. Read about the agreement Rahab of Jericho made with the two spies. Ask the girls to take turns reading what Rahab said and did in verses 8-13, 15, 16, 21. Ask the boys to take turns reading what the two spies said and did in verses 14, 17-20, 22-24.

Debriefing

Ask: **On whose side was Rahab?** (God's—verses 9-11) **What do you think about a heathen being on God's side?** (God has His children everywhere.) **What lessons can you learn from Rahab's story?** (In spite of what the others do around us, we should choose to follow the most important Person of all—God. We will be safe when we follow God's way. Others can learn about God by watching the way we live.) **Let's say our message together:**

 **WITH OUR CHURCH FAMILY WE LISTEN AND LEARN WHAT IS IMPORTANT.**

You Need:

- *Sing for Joy* songbook

You Need:

- Bibles

Applying the Lesson

You Need:

- Bible
- markers/pens
- same size sheets of colored paper or cloth
- tape or pins
- large picture of Jesus

A. The Important Things Quilt

Ask the children to write on their paper or cloth the names or pictures of things that are important in life. Tape all the sheets together to make a patchwork quilt. Place (pin or tape) the “quilt” where everyone can see it.

Direct the children’s attention to the quilt and remind them that they listed important things in the squares. (Small church: children gather around to read what is written on the pieces.) Tell the children to pick out what they think is the most important thing. (Large church: Read to the class what you see on the “quilt pieces.”) Ask several people to tell what they think is most important. List five of their responses on the board. Ask everyone to vote for the response they think is most important.

Debriefing

Give everyone time to look at the quilt. **How is living for Jesus like making a quilt?** (We have many pieces to choose from every day.) **And we want to choose well so our life will be good. How does church help us to live a good life?** (At church we can learn about what is really important and make that part of our life.) **How do you feel about your church?** (I’m happy there; I learn important, interesting things; it is boring, etc.)

Ask: **How did you decide what were the most important things to put on your quilt?** (Read aloud Matthew 6:33.) **What does God consider to be the most important thing that we can learn at church?** (To know God; to learn to be like Him.)

Tape or pin a picture of Jesus at the center of the quilt. **How do you feel when you learn something new about God?** (happy; love Him even more, etc.) **Let’s say today’s message together:**



**WITH OUR CHURCH FAMILY
WE LISTEN AND LEARN
WHAT IS IMPORTANT.**

B. Putting Jesus in the Center

In advance, cut out one white circle for each child. Have the children glue their circle to the center of a sheet of paper, then cut and glue five yellow petals around the circle to form a flower.

Ask the children to tell what is the most important thing in life to them. List their responses where all may see. Then ask them to write or draw one important thing on each flower petal and place a Jesus sticker or picture in the white center.

You Need:

- white and yellow paper
- glue
- markers
- Jesus stickers or small pictures
- white/chalk-board
- markers/chalk

Debriefing

Have the children show their flowers. Ask: **Where can we learn about the most important person—Jesus?** (in family worship, in Bible class, in Sabbath School, at church) **How do you feel when you learn something new about Jesus?** (glad, happy, love Him more, etc.) **Let’s remember our message:**



**WITH OUR CHURCH FAMILY
WE LISTEN AND LEARN
WHAT IS IMPORTANT.**

Say that with me.

4

Sharing the Lesson

Encouragement Factory

You Need:

- paper
- markers, crayons
- scissors

done the right thing. But my sister, who was with me, made me feel better. She said, “You made a good decision.” When people decide for Jesus, they need a word of encouragement. We can tell them: “You made a good decision.”

Talk about some people who were recently baptized or joined your church. Write their names on pieces of paper. Divide the names among the class and have the children write notes of encouragement to these people, reminding them that they made a good decision. Nonreaders can draw a picture and with

Say: **Not long ago I made a big purchase. Immediately after I paid the money, I wondered if I had**

adult help write under it: “Seek God first” (Matthew 6:33).

Debriefing

Have the children show and read the letters they wrote. Encourage them to deliver the letter today (at church, if possible).

Ask the children if they have chosen to ask Jesus to be a part of their life. Remind them that choosing Jesus is the most important decision they can make—and the best one. Say the message together:



**WITH OUR CHURCH FAMILY
WE LISTEN AND LEARN WHAT
IS IMPORTANT.**

Closing

Ask a child to pray that everyone will listen carefully at church and learn something new and important about God.

Sing “More About Jesus” (*Sing for Joy*, no. 38).

Escape From Jericho

References

Joshua 2;
Patriarchs and
Prophets, pp.
481-483, 491

Memory Verse

“Seek first his kingdom and his righteousness, and all these things will be given to you as well” (Matthew 6:33).

The Message

With our church family we listen and learn what is important.

Natasha sat under a table that was covered with blankets. She typed on an old typewriter hidden inside a wooden box. The blankets and the box helped soften the sound of the typewriter so it could not be heard outside.

Why was she doing that? She lived in a country in which Christian books were forbidden. But books about Jesus were important to Natasha and other Christians. So Natasha risked her life to type copies of Christian books so others could learn more about Jesus.

One day the police pounded on Natasha’s door. They arrested her and took her away. But God kept her safe

A long time ago the Jericho police wanted to arrest two men who were working for God. This is how it happened.

Forty years went by after the 10 spies brought back their discouraging report. Joshua, the young spy who joined Caleb in bringing a good report about the Promised Land, was now Israel’s leader. And he was still looking for ways to encourage people.

Just as Moses had done years before, Joshua sent out

spies. This time two spies went into the Promised Land. “Go, look over the land,” Joshua told them, “especially Jericho.”

So the men slipped into that mighty city. That night they went to a house built on the city wall. Rahab, the woman who lived there, answered their knock. She knew that they were Israelites, yet she invited them inside.

Now, everyone in Jericho, including Rahab, knew about the Israelites. Everyone knew that the Lord fought Israel’s battles. And that scared the king of Jericho and his army. But instead of calling the soldiers, Rahab talked to the men. Then she hid the two Israelites on her roof under some stalks of flax.

When the king’s soldiers came knocking, Rahab swung the door wide open. “Bring out the men who have come to spy on us,” they demanded.

“The men left here a short time ago,” she lied. “Go quickly, and you will surely catch them.” The soldiers dashed away looking for the spies. About that same time, the gates of Jericho clanked shut. The city settled down to sleep.

When all was quiet, Rahab crept up onto the roof. “I know that the Lord has given this land to your people,” she told the spies. “We have heard how He dried up the Red Sea for you. Everyone is afraid; our courage has melted. You know I have shown kindness to you. Give me a sign that you will show kindness to my family.”

“We will!” the men promised. “Our lives for your lives. You don’t tell what we are doing, and you will be safe when the Lord gives us the land.”

So Rahab took a red rope to let the spies down from her window. “After we have gone, tie this rope in your window,” the spies told her. “When we take the city, we will save you and the family members inside the house with you. But the rope must be in the window.”

Rahab watched as the men climbed



down the rope and disappeared into the darkness. She carefully tied the cord to the window. Deep in her heart she knew that she had discovered something very important. The God of Israel was the true God. He would be her God from that day on.

Daily Activities

Sabbath

- If possible, go for a walk with your family and read your lesson story together. Imagine that the Jericho police are searching for you. Where would you hide? Pray for people who have to hide because they are Christians.
- Read Matthew 6:33 together. Tell what you think this verse means.

Sunday

- During family worship, read Joshua 2:1-11 together. What do you think Rahab discovered that was really important?
- Make a memory verse mobile. You will need red yarn and a coat hanger. Cut 20 shapes out of paper (like the blocks in the wall of Jericho). Write one memory verse word on each. Write the Bible reference on one. Put a picture of Jesus on another. Cut the yarn into 20 different lengths. Attach one piece to each cutout. Then attach the yarn to the coat hanger. Hang it where you can see it every day.
- Sing "I Have Decided to Follow Jesus" (*Sing for Joy*, no. 119). Pray that God will help you follow Him.

Monday

- Read Joshua 2:12-24 with your family. What new thing did you learn from the Bible story? Write it here. _____
- Draw a picture of Rahab and the spies.
- Use your memory verse mobile to teach your memory verse to your family.
- Sing "Give Your Heart to Jesus" (*Sing for Joy*, no. 118).

Tuesday

- During worship, ask an adult to tell about their life before and after they chose to serve God. Ask: "How did God's church help you learn about Him? What is the most important thing in your life?" Read Jeremiah 29:13 together.

- How can you put God first in the morning? during the day? at bedtime? Pray that God will help you put Him first all the time.

- Sing "Seek Ye First" (*Sing for Joy*, no. 67).

Wednesday

- With your family, talk about Rahab. How do we know that she believed that God was most important? Read Joshua 2:9 together.
- When you earn money, how do you put God first? Mark your answers:

_____ You give one tenth for tithe to God.

_____ You give an offering.

_____ You ask God to help you use money wisely.

_____ You save the money.

- Use 10 coins that are alike. Take out the tithe. Decide what you will give for an offering.

- Thank God for blessings He gives you.

Thursday

- For worship, read Matthew 1:5 together. Whose grandmother was Rahab? Whose great-grandmother? Look at all the names of the family list in Matthew 1. Whose is the last name? How far back can you trace your family?
- Sing your memory verse together.
- Look through the books and toys in your room. Could a person tell that God was most important to you? What changes might you want to make?

Friday

- During family worship, make the walls of Jericho, Rahab, and the spies out of materials you can find at home. Tell the story. Put some "straw" on the roof of Rahab's house and hide the spies. Then help them escape.
- Ask your family: How will you put God first in your life each day? What choices will you make? Read Psalm 122:1 together.
- Show your memory verse mobile and say the verse together.
- Sing "Turn Your Eyes Upon Jesus" (*Sing for Joy*, no. 90). Then thank God for His Sabbath day.