

## References

John 2:1-11;  
*The Desire of Ages*,  
pp. 144-153



## Memory Verse

"Each of you should  
use whatever  
gift you have received  
to serve others"  
(1 Peter 4:10).

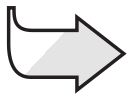


## Objectives

The children will:  
**Know** that by serving  
others they make  
friends for God.

**Feel** a desire to make  
friends for Jesus.

**Respond** by noticing what  
people need and trying  
to help.



## The Message

We make friends  
for God when  
we serve others.

# No More Wine!

## Monthly Theme

We can serve God wherever we are.

## The Bible Lesson at a Glance

Jesus, His disciples, and His mother are at a wedding. Jesus' mother learns that the wine is all gone. She tells Jesus about the problem, then tells the servants there to do whatever Jesus tells them. Jesus instructs the servants to fill some large jars with water and then pour some out for the master of the banquet. They do so, and it is delicious wine—the best. This is Jesus' first miracle. Thus He reveals His glory, and His disciples' faith in Him increases.

## *This is a lesson about service.*

Like Jesus, we should mingle with people and take note of their personal needs. When we follow up by helping them the best we can, they will become our friends. Then we can introduce them to Jesus so that Jesus will be their friend too. Children can learn to help others and should be given opportunities to do so.

## Teacher Enrichment

"Having assisted in arrangements for the wedding, Mary felt responsible to supply the lack, and sought to avoid the embarrassment that would otherwise follow. . . . The servants apparently looked to Mary as the one responsible for providing more wine, for even 'the ruler of the feast' did not yet know of the lack.

"Presumably stone was preferable to ordinary earthenware as a container for water used for purposes of purification. The water stored in these containers was no doubt intended for the ceremonial use of the guests attending the wedding. [Some have thought the six stone containers an indication of wealth.] . . . A [large] number of guests must have been present at this wedding feast" (*The SDA Bible Commentary*, vol. 5, pp. 921, 922).

## Room Decorations

See Lesson 5.

## Program Overview

Lesson Section	Minutes	Activities	Materials Needed
Welcome	ongoing	Greet students at door; hear pleased/troubled	none
<b>1</b> Readiness Options	up to 10	<i>A. Wedding Finery</i>  <i>B. Wedding Cake</i>  <i>C. Wedding Pictures</i>	Bible, various kinds of fancy or plain white fabric; strips of fabric that can be used for tying, hairpins, flowers, tape, etc. Bible, modeling clay, pencils, plastic beads (optional) wedding pictures
<b>Any Time</b> Prayer and Praise*	up to 10	Fellowship Songbook Mission Offering Prayer	<i>Sing for Joy</i> <i>Children's Mission</i> heart-shaped container
<b>2</b> Bible Lesson	up to 20	Experiencing the Story**   Memory Verse  Bible Study	Bible-times costumes, plastic cups, grape juice, opaque pitcher, purple powdered drink mix, clear pitcher full of water Bible, six large sheets of paper, markers Bibles, variety of household items wrapped like wedding gifts, notepaper, pen/pencil
<b>3</b> Applying the Lesson	up to 15	<i>The Missionary Barber</i>	chair, oversized white shirt, comb, scissors
<b>4</b> Sharing the Lesson	up to 15	<i>Service Favors</i>	Bible, index cards, items for making party favors (chiffon, birdseed, narrow ribbon, string), tape, pens or pencils, balloons, tagboard or heavy paper, sandwich bag or envelope

**\*Prayer and Praise may be used at any time during the program.**  
**\*\*Be aware of any food allergies and adjust accordingly.**

# TEACHING THE LESSON

## Welcome

Welcome students at the door. Ask how their week has been—what they are pleased/troubled about. Have them begin the Readiness Activity of your choice.

1

## Readiness Activities

Select the activity most appropriate for your situation.

### You Need:

- Bible
- various kinds of fancy or plain white fabric
- cellophane tape, paper clips, strips of fabric that can be used for tying, hairpins, flowers

### A. Wedding Finery

Select a class member to be the bride (someone who can stand still while everyone decorates her). Encourage the class to make her dress and veil by draping her in white materials available. (Large church: Have groups of children, each group dressing their own bride.) You might also dress a bridegroom. Don't spend more than five to 10 minutes on this activity. Have everyone clean up the scraps and then watch as the bride displays the finished finery.

### Debriefing

Ask: **How much work is involved in getting ready for a wedding?** (lots of work) **How might someone serve at a wedding?** (help prepare, help pass the food around, help people feel comfortable) **You can serve wherever you are—at a wedding, at school, at home, at church, etc.** Read aloud 1 Peter 4:10. **When we serve, we use the gifts God has given us. When we help others, it opens a way to make friends with them and to introduce them to Jesus. Today's message is:**



**WE MAKE FRIENDS FOR GOD WHEN WE SERVE OTHERS.**

**Say that with me.**

### You Need:

- Bible
- modeling clay
- pencils
- plastic beads (optional)

### B. Wedding Cake

Give each child some modeling clay and have them create a wedding cake. They may make a one-layer cake or two or more layers. Show how to use a pencil to make patterns on the surface. If available, let them press beads into the surface to decorate their cake.

### Debriefing

Ask: **How would you feel if you were the people getting married and your friends put on a party for you and gave you presents?** (thankful, happy) **Jesus had a lot of friends. People liked to be around Him, so He was invited to a wedding party. Jesus served the people at that party by doing something special.** Read aloud 1 Peter 4:10. **What does it mean to use your gifts to serve others?** (You do something that you are good at to help them.) **Our message for today is . . .**



**WE MAKE FRIENDS FOR GOD WHEN WE SERVE OTHERS.**

**Say that with me.**

### C. Wedding Pictures

Borrow some wedding pictures (or use your own) to show the children. Let them tell about weddings they have attended. Encourage positive comments.

**You Need:**

- wedding pictures

### Debriefing

Ask: **How might someone serve at a wedding?** (serve refreshments, light candles, etc.) **Who usually attends weddings?** (family, friends, relatives) **Jesus attended a wedding with His mother and served others by doing something special. We will learn about it today. Our message is:**



**WE MAKE FRIENDS FOR GOD WHEN WE SERVE OTHERS.**

**Say that with me.**

## Prayer and Praise

**Any  
Time**



### Fellowship

Report the students' joys and sorrows (pleased and troubled) as reported to you at the door (as appropriate). Review the memory verse and allow time for sharing experiences from last week's lesson study. Acknowledge any birthdays, special events, or achievements. Give a special, warm greeting to all visitors.



### Suggested Songs

- "We Are His Hands" (*Sing for Joy*, no. 129)
- "Give Me Oil in My Lamp" (*Sing for Joy*, no. 132)
- "Jesus Bids Us Shine" (*Sing for Joy*, no. 133)
- "I Will Make You Fishers of Men" (*Sing for Joy*, no. 135)



### Mission

Share a story from *Children's Mission*. Ask: **Who in the story made a friend? Who became a friend? How did that serve God?**



### Offering

Collect the offering in a heart-shaped container.

**You Need:**

- heart-shaped container



### Prayer

Form prayer bands of two or three. Have the children ask their partners to name someone who needs a friend. Groups then pray for these people, asking God to help all to recognize those who need a friend, to give us the willingness and courage to help them, and thus make friends for God.

## Bible Lesson

### You Need:

- Bible-times costumes
- plastic cups
- grape juice
- white opaque pitcher
- purple-powdered drink mix
- clear pitcher full of water

**\*Be aware of any food allergies and adjust accordingly.**

### Experiencing the Story\*

Dress the children in Bible-times costumes and involve them in an interactive Bible story. Have the children speak their lines and act their parts as you instruct and prompt them to do so.

**Characters:** Bride, groom, Jesus, Mary, servant, steward, host, guests

**Props:** Plastic cups, grape juice, white opaque pitcher, grape-flavored powdered drink mix, clear pitcher full of water

**Preparation:** Before class, pour the powdered drink mix into the opaque pitcher. (It should blend in with the color of the pitcher and be virtually invisible.)

Ask: **Have any of you ever been to a wedding? Whom do you see at a wedding? A bride and a groom.** *(Have the bride and groom come forward and sit in chairs. Give each a cup of grape juice.)* **Someone is in charge of the arrangements.** *(Bring up a host.)* **Who else? Guests.** *(Motion for the class to be guests.)* **In today's Bible story, Jesus was a wedding guest.** *(Bring Jesus up front and give Him a cup of grape juice.)*

### Read or tell the story.

Jesus and a few of His disciples were guests at a wedding in a town called Cana. Mary, Jesus' mother, was there too. *(Mary comes forward.)*

Just when everything was going well during the feast, one of the servants came to Mary. *(Bring in a servant.)* "We are out of wine for the reception," he whispered. *(Prompt the servant.)* Mary frowned. *(Prompt Mary.)*

*Oh, no! How did the drink run out so soon? Mary worried. People would think the feast was over and go home. All the servants expected her to know what to do.*

Then she thought of Jesus. Quickly she ran over to Him. "They have no wine," she whispered. *(Prompt Mary.)*

"Dear woman, why do you involve Me?" Jesus asked her. *(Prompt Jesus.)* But Mary felt sure that Jesus would help her. Didn't He always help people in need?

"Do whatever He tells you," she told the servants. *(Prompt Mary.)* Quickly Jesus looked around. Nearby He saw six large stone water jars. *(Point Jesus toward the opaque pitcher with the powdered drink mix in the bottom.)* Each jar could hold about 20 gallons (about 76 liters).

"Fill these jars to the brim with water," He told the servants. *(Prompt Jesus.)* The servants hurried to obey. *(Give a servant the clear pitcher full of water and instruct him to pour it into the opaque pitcher.)*

"Now draw some water out, and take it to the man in charge of the feast," Jesus said. *(Prompt Jesus.)*

So the servant dipped some out into a cup. *(Prompt the servant to pour a cupful. It should have turned into juice.)* As he did, he noticed something strange. This didn't look like water. It didn't smell like water. Quickly he took it to the man in charge. *(Prompt the servant to give it to the host.)*

The host knew nothing about the wine running out when he sipped the new wine. He called to the bridegroom. "Everyone else serves the best wine first," he said. *(Prompt the steward.)* "And after the guests have drunk a lot, he serves the ordinary wine. But you have saved the best till now!"

This was Jesus' first miracle. His disciples saw what happened when Jesus served. They put their faith in Him and became His closest friends. When we serve others, we make friends for God too.



## Debriefing

Ask: **How do you think Mary felt when she found out they had run out of wine?** (panicked, embarrassed, etc.) **Turning the water into wine was Jesus' first miracle. Why do you think Mary knew that Jesus could help her if He had never performed a miracle?** (She knew that He was God's Son.) **Why do you think Jesus performed this miracle?** (Because the people giving the party needed more drink; and because He was their friend.) **If you see someone in trouble, what will you try to do?** (try to help) **Why?** (because I care about people and . . . )



**WE MAKE FRIENDS FOR GOD  
WHEN WE SERVE OTHERS.**

## Memory Verse

### You Need:

- Bible
- six large sheets of paper
- markers

To teach the memory verse ("Each of you should use whatever gift you have received to serve others" [1 Peter 4:10]), make

up six sheets of paper as follows:

Sheet number:	Words to write on the sheet:
---------------	------------------------------

- |    |                              |
|----|------------------------------|
| 1. | Each of you                  |
| 2. | should use                   |
| 3. | whatever (picture of a gift) |
| 4. | you have received            |
| 5. | to serve others              |
| 6. | 1 Peter 4:10                 |

Tape the papers to the floor in scattered order close enough so the children can hop from one to the other. Have the children learn the verse by saying it as they take turns hopping from paper to paper. Encourage the entire class to say the words with the person hopping.

## Bible Study

In advance, gather several household items and wrap them like wedding gifts. (Suggestions: candles, saltshaker, measuring cups, pillow, cup and saucer, linens, pitcher.)

Plan a wedding shower for the class. Use the gift-wrapped items, which have spiritual applications. (Suggestions follow.) Attach a note with the Scripture reference on it to each "gift." Have students find the text and see if they can guess what's inside before they unwrap the presents.

candlesticks (Matthew 5:16)  
saltshaker (Matthew 5:13)  
measuring cups (Luke 6:38)  
pillow (Genesis 28:11)  
cup and saucer (Psalm 116:13)  
linens (fine linen stands for the righteous acts of the saints) (Revelation 19:8)  
pitcher (Isaiah 44:3)

## Debriefing

Ask: **What was the special gift Jesus gave to those at the wedding?** (changed water to wine) **How was that wine different from wine some people drink today?** (It was not fermented; it was fresh grape juice.)

**Jesus helped where He was. Helping where needed is like giving a gift to someone.** Read aloud 1 Peter 4:10. **How do you feel when you help someone who needs you?** (happy that I can help, etc.) **How can you know when people need help?** (Spend time with others; watch for chances to help.) **How can you make friends for Jesus?** (Help when others need help.) **Let's say today's message:**



**WE MAKE FRIENDS FOR GOD  
WHEN WE SERVE OTHERS.**

### You Need:

- Bibles
- household items wrapped like wedding gifts
- notepaper
- pen/pencil

## Applying the Lesson

### You Need:

- a chair
- an oversized white shirt
- a comb
- scissors

### The Missionary Barber

**Read or tell the following true story to the class.**

A humble church member in Eastern Europe wanted to be a missionary, but he did not have the gift of preaching. He was too shy and didn't talk a lot. So he packed a small suitcase and took a bus to a small, remote village. In the middle of the village he set up a chair and put on a white coat. *(Put chair in front of room. Put an oversized white shirt on a child and have the child stand by the chair.)* Holding out his comb and scissors *(have child hold out comb and scissors)*, he invited the children to come for a free haircut.

Because the families were poor, the children did not often get nice haircuts. So the children quickly got permission and came running for a haircut. While they sat still for him to cut, the barber told them a Bible story. When they went home, the children had not only their nice haircuts but also Bible stories to tell.

So the next day many parents came. The barber gave them free haircuts and told them stories. By serving a need, the humble missionary barber made friends for Jesus. After a while, a new church was planted in that village.

### Debriefing

**The barber shows us that when we serve, we make friends for God. How did the barber make friends?** (He gave free haircuts.) **What was the barber's gift to the people?** (cutting hair)

**Do you feel comfortable using the abilities that God gave you to serve others? Why?** (It is easier to serve when you are good at what you do.) **What gift do you have that you could use to serve someone on your street?** (gardening/ sharing flowers or plants; a special toy/ sharing the toy with someone; reading/ reading a story to someone; drawing/ drawing a picture for someone; etc.) **Let's remember our message:**



**WE MAKE FRIENDS FOR GOD  
WHEN WE SERVE OTHERS.**

## Sharing the Lesson




### Service Favors

At wedding receptions the guests are often given little favors to take home. Help the children make a party favor.

Challenge the children to think of a way they can use the party favor to serve and make friends. *(For instance, they could give the favor to a child they do not know well and help them use the contents to feed the birds. The important thing is to serve the other child and make friends for Jesus.)*

#### Types of favors:

##### 1. Birdseed favors.

1. cloth square  a square of chiffon, a spoonful of birdseed, and a nine-inch (23-centimeter) length of narrow ribbon or string. They put the seed in the center of the chiffon, draw up the four corners and twist to keep the seed from spilling.
2. add birdseed 
3. pull up corners and tie firmly 

Tie securely.

**2. Bookmark.** Ahead of time the teacher should cut some heavy paper into bookmark sizes. Have each child write a part of the memory verse from the ICB on it: "Use your gifts to serve each other." On the other side the child can write a service that they can perform for a family member, such as washing dishes, raking leaves, making the bed, fixing and serving part

of a meal, etc. It would read something like "Please present this bookmark to receive one free service of \_\_\_\_\_."

**3. A balloon.** Tape the balloon to the card. Have the students write "God is love" on the card.

Supply a sandwich bag or envelope in which the child can carry the favors.

### Debriefing

As the children make their favors, discuss some *what if* situations: **What if you don't know the child's name?** (Tell your name first; he will probably tell his.) **What if you don't know what to say?** (Give the child the favor, explain what it is for, show the child what to do with it, and see what happens. Just be friendly. You might make a new friend.)

**How do you feel before you speak to someone you don't know?** (sometimes afraid, hesitant, etc.) **How do you feel after you have made a new friend?** (glad I had the courage, and that I made another friend for Jesus, etc.)

Read aloud 1 Peter 4:10. **What gift will you use when you share the favors?** (the favor, friendliness, sharing, unselfishness, etc.) **What are we going to remember this week?**



**WE MAKE FRIENDS FOR GOD  
WHEN WE SERVE OTHERS.**

### Closing

Sing together your favorite song about serving Jesus. Then pray that Jesus will help everyone in the class to make a new friend for Him this week.

#### You Need:

- Bible
- index cards
- pens or pencils
- items with which to make party favors (chiffon, birdseed, narrow ribbon, string)
- tape
- balloons
- tagboard or heavy paper
- sandwich bag or envelope



## No More Wine!

### References

John 2:1-11;  
*The Desire of Ages*,  
pp. 144-153

### Memory Verse

"Each of you  
should use what-  
ever gift you  
have received  
to serve others"  
(1 Peter 4:10).

### The Message

We make friends  
for God when we  
serve others.

*Have you ever been to a wedding? What do you remember? The beautiful clothes? The nice people? The flowers? The lovely music? The yummy food and drink? Did you enjoy yourself? Jesus went to a wedding too.*



The wedding guests filled the house at Cana in Galilee. People overflowed into the yard. The air was full of cheerful voices, music, and laughter. It was a perfect evening.

Mary looked around, enjoying the scene. How contented her friends, the bridegroom's parents, looked! While Mary watched her friends, an unhappy servant scurried up to her. He bent low and whispered in her ear. "The wine has run out," the servant whispered.

Mary's smile vanished, and her forehead wrinkled in concern. Quickly she looked around. The large containers that should have held plenty of wine were empty. Running out of wine would bring the party to a quick end. The guests would go home. Mary's heart felt heavy. She knew the disappointment and disgrace this would bring to the groom's family. What's

more, she had helped plan the party.

Mary felt responsible, but what could she do? The marketplace was closed. There was no way to buy more wine. There was nothing she could do. Or was there?

Then Mary thought of the perfect way to solve the problem—Jesus. He and His disciples were also guests at the wedding.

Mary hurried to Jesus. "They are out of wine!" she told Him anxiously.

Jesus understood the seriousness of the situation. But what could He do?

"Dear woman, why are you trying to bring Me into this?" Jesus asked kindly. "My time has not yet come."

Mary felt desperate. Here was an urgent need. Jesus could help, she was certain. Pushing the servants forward, she commanded them, "Do whatever He tells you."

Jesus looked around and saw six large, stone water jars sitting nearby. Each jar could hold about 20 gallons (about 76 liters).

"Fill these jars with water," He quietly told the servants.

They hurried to obey. Soon they had filled the six jars all the way to the brim.

"Now draw some water out, and take it to the man in charge of the feast," Jesus directed.

So the servants filled a jug. As they did, they noticed something strange. This did not look like water. It did not smell like water. Quickly they took it into the feast and filled the glass belonging to the man in charge. He didn't know what had happened. He just lifted his glass and drank. Smiling, he called to the bridegroom, "Everyone else serves the best wine first," he said. "And after the guests have drunk a lot, he serves the ordinary wine. But you have saved the best till now!"

This was Jesus' first miracle. His disciples saw what happened when Jesus served others. They determined more than ever to put their faith in Him. They would become His closest friends. We make friends for God when we serve others too.

## Daily Activities

### Sabbath

- With your family, try to make a new friend for God. Perhaps you can go on a picnic and get acquainted with another family. Maybe you can offer them a cool drink.
- Read 1 Peter 4:10 and teach it to your family.
- Sing "Give Me Oil in My Lamp" (*Sing for Joy*, no. 132). Ask God to help you make new friends.

### Sunday

- With your family, read John 2:1-11. Find Cana on a Bible map. Tell what each of the following did to serve:  
\_\_\_\_\_ Mary \_\_\_\_\_ The servants \_\_\_\_\_ Jesus
- Serve your family some grape juice. Talk about the wedding at Cana.
- Thank God for people who serve you.
- Make 13 cup-shaped cutouts. Write one word of your memory verse on each. Write the text on one. Arrange the cutouts in order.

### Monday

- During family worship, read 1 John 3:16-18 together. Tell your family what this means in your own words.
- For the rest of the week, write on a card one instance each day when you have helped someone.
- Make a list of people who served you today.
- Sing "We Are the Church, Everyone" (*Sing for Joy*, no. 143). Pray for a friend today.

### Tuesday

- During family worship, name some gifts that God has given you. (Anything you are good at is a gift.) Tell each person what you think they do very well. Draw some of the things.
- Read Romans 12:6-8 together. Act out each of the ways to serve (or gifts) listed in these verses.

- What does the memory verse say that we should do with gifts?
- Imagine you are Mary planning the wedding. Make an invitation for Jesus.

### Wednesday

- Read John 2:5-8 with your family. What was "nearby"? (verse 6) How many gallons (liters) in all could the six stone water jars hold? Find a gallon (liter) container and measure some water. How many cups of water to a gallon (liter)? How many cups did the servants pour from one of the stone jars?
- What is "nearby" that you can use to help others?
- Say your memory verse without help.

### Thursday

- For family worship, read John 2:9, 10 together. What kind of wine did Jesus make? Ask a family member to help you learn more about the wine. (See *The Desire of Ages*, page 149.) When we help people, should we try to give them the best?
- Find pictures of three people in unfortunate situations (poor child, homeless people, someone in the hospital, fire victims). Talk about how you might help people like these. Pray for workers who help them.
- Ask your family to say your memory verse with you.

### Friday

- For family worship, do a charade of this week's Bible story. Talk about what you wrote on the "Making Friends for God" index card that you started on Monday. Act out one good deed. Whoever guesses it then acts out a good deed that he/she did. Continue until everyone has had a turn. Then read Galatians 6:9 together.
- Say the memory verse together; then sing "We Are His Hands" (*Sing for Joy*, no. 129).