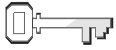


Two by Two



References

Matthew 10:1-16;
Mark 6:7-13;
Luke 9:1-6;
The Desire of Ages,
pp. 349-358



Memory Verse

"Freely you have
received; freely give"
(Matthew 10:8).




Objectives

The children will:
Know that Jesus
gives us everything
that we need to serve Him.

Feel assured that Jesus
will provide all our needs
as we serve Him.

Respond by faithfully serv-
ing Jesus, trusting Him to
supply everything we need.



The Message

Jesus gives me what I
need to serve Him.

Monthly Theme

We can serve God wherever we are.

The Bible Lesson at a Glance

Jesus sends out His 12 disciples to announce that the kingdom of heaven is near. Jesus tells them that He has given them the power to heal the sick, raise the dead, and cast out demons. He tells them that they don't need to take a lot of money or a suitcase full of clothes, or to have any worries about food or lodging. He says to greet the people in their houses, looking for those who want to hear about Him. He reminds them that not everyone will accept them or treat them kindly.

This is a lesson about service.

Jesus assured the disciples that He would be with them and that their needs would be cared for as they shared His message. He is with us, too, as we share Him with others.

Teacher Enrichment

"The apostles were members of the family of Jesus, and they had accompanied Him as He traveled on foot through Galilee. They had shared with Him the toils and hardships that overtook them. They had listened to His discourses, they had walked and talked with the Son of God, and from His daily instruction they had learned how to work for the elevation of humanity. . . . But they needed also an experience in laboring alone. They were still in need of much instruction, great patience and tenderness. Now, while He was personally with them, to point out their errors, and counsel and correct them, the Savior sent them forth as His representatives" (*The Desire of Ages*, p. 349).

Room Decorations

See Lesson 5.

Program Overview

Lesson Section	Minutes	Activities	Materials Needed
Welcome	ongoing	Greet students at door; hear pleased/troubled	none
1 Readiness Options	up to 10	A. <i>Who Am I?</i> B. <i>Seed Experiment</i>	pins, pieces of paper with one of the following written on each: teacher, baker, pastor, singer, doctor, nurse, painter, plumber, janitor, cook, secretary, writer (and any other jobs you may like to use) shallow pan for the class or small disposable container for each child, very moist soil or wet cotton balls, fast-sprouting seeds
Any Time Prayer and Praise*	up to 10	Fellowship Songbook Mission Offering Prayer	none <i>Sing for Joy</i> <i>Children's Mission</i> wooden bowl used last week none
2 Bible Lesson	up to 20	Experiencing the Story Bible Study Memory Verse	none Bibles, white/chalkboard, markers/chalk paper with words of memory verse
3 Applying the Lesson	up to 15	<i>Can You Do It?</i>	Bibles, piece of paper or paper napkin,
4 Sharing the Lesson	up to 15	<i>Serving by Sharing</i>	a recording device (if available) or pencils, pens, crayons, markers, paper for making greeting cards

***Prayer and Praise may be used at any time during the program.**

TEACHING THE LESSON

Welcome

Welcome students at the door. Ask how their week has been—what they are pleased/troubled about. Encourage the children to share any experiences from last week's lesson study. Have them begin the Readiness Activity of your choice.



Readiness Activities

Select the activity most appropriate for your situation.

You Need:

- pins
- slips of paper with one of the following occupations written on each: teacher, baker, pastor, singer, doctor, nurse, painter, plumber, janitor, cook, secretary, writer (and any other jobs you may like to use)

A. Who Am I?

Pin a paper with a job title onto each child's back. Say: **I have pinned on you the job title of a person who serves in our community. Try to discover your title by asking yes/no questions, such as: Is it something I do with my hands (my mouth, my feet, etc.)? Do I need certain tools to do my work?** If they are struggling, give some clues. When everyone has discovered who they are, sit in a circle.

Debriefing

Ask: **Do these people serve others?** (yes, maybe) **Would you like to have the job that was written on your paper? Why?** Encourage discussion. **In today's lesson we will learn more about how to serve Jesus. Our memory verse says: "Freely you have received; freely give" (Matthew 10:8). We will learn more about giving service to Jesus. Today's message tells us . . .**



JESUS GIVES ME WHAT I NEED TO SERVE HIM.

Say that with me.

You Need:

- shallow pan for the class or one small disposable plastic bowl or milk carton per child
- very moist soil or wet cotton balls
- fast-sprouting seeds

B. Seed Experiment

In advance, place the very moist soil or cotton balls in the shallow pan or small individual containers. Give each child some fast-sprouting seeds to plant. When they check their planting next week, they will be surprised at how fast the seeds grew. Option: Let them take the planted seeds home today.

Debriefing

Ask: **How did you like planting the seeds?** (liked it, OK, hope they grow, etc.) **What do seeds need to grow?** (light, water, warmth, etc.) **Who provides all these things?** (God, Jesus) **Who will make the seed grow?** (God, Jesus) **Today's memory verse says: "Freely you have received; freely give" (Matthew 10:8). In our lesson we will learn more about giving as we serve Jesus. Today's message tells us . . .**



JESUS GIVES ME WHAT I NEED TO SERVE HIM.

Say that with me.

Prayer and Praise

Any
Time



Fellowship

Report the students' joys and sorrows (pleased and troubled) as reported to you at the door (as appropriate). Allow time for sharing experiences from last week's lesson study and review last week's memory verse. Acknowledge any birthdays, special events, or achievements. Give a special, warm greeting to all visitors.



Suggested Songs

"There Were Twelve Disciples" (*Sing for Joy*, no. 63)

"Trust in the Lord" (*Sing for Joy*, no. 111)

"God Calls Us" (*Sing for Joy*, no. 130)

"The Family of God" (*Sing for Joy*, no. 139)



Mission

Share a story from *Children's Mission*. Emphasize that people all over the world serve Jesus.



Offering

Again, remind the children that giving is one way to serve. Jesus gives us money for our needs and for sharing with others.

You Need:

- wooden bowl used last week



Prayer

Have the children name ways to serve Jesus. Pray in small groups that God will guide them in choosing an activity with which to be of service, and will supply them with what is needed to accomplish it.

Bible Lesson

Experiencing the Story

Before you tell the story, tell the children to touch each different body part at the appropriate time to symbolize the way Jesus equips us to do what He calls us to do. Use the following and practice briefly before beginning the story.

When they hear:	They do:
listening, listened, listen	Touch their ear.
watching	Point to their eye.
serve Him with all your heart	Place their hand over their heart.
followed, following Him (or Jesus)	Touch their foot.
do, heal, cure, raise the dead	Touch their arm.
tell	Touch their lips.

Read or tell the story.

Would Jesus ever ask us to do something we could not do?

He asked Peter, Andrew, James, and John to leave their jobs as fishermen and **follow Him** [foot]. They did **follow Him** [foot], even though they had to leave everything behind.

He asked eight other disciples to **follow Him** too [foot]. Their names were Philip, Bartholomew, Thomas, Matthew, Thaddaeus, Judas, Simon the Zealot, and another James, the son of Alphaeus.

These men **followed Jesus** [foot] throughout Israel.

What a wonderful time they must have had **listening** [ear] to Jesus talk

about heaven, and **watching** [eye] Him heal the sick. Sometimes a person would run up to Jesus screaming and shaking as his eyes rolled around in his head. "Get out of him!" Jesus would say to a demon that controlled the person. Instantly that person would be normal again. He would say "Thank You" to Jesus, and walk calmly home.

After the 12 disciples had **followed Jesus** [foot] for several months, He told them He was going to send them out on their own—two by two. Then He told them to **do** [arm] some things they had never before been able to **do** [arm].

"**Tell** [lips] everyone you meet that a place in God's kingdom is ready for those who believe in Me," He said. Then He added, "You will **heal** [arm] the sick, **cure** [arm] people who have leprosy, and **raise the dead**" [arm].

All of the disciples **followed Jesus** [foot] directions that day. Are you surprised? After months of **following Him** [foot], they knew Jesus could help them **do** [arm] anything He asked of them.

They didn't pack any bags to go on their trip. They didn't take extra shoes or even a change of clothes. Jesus had told them not to worry about anything. He would give them what they needed to serve Him. When they **listened** [ear] to the sparrows, they were reminded that He would take care of their needs.

When Jesus asks us to **do** [arm] something, He never intends us to **do** [arm] it alone. He promises His support, even when the job seems impossible. "With God all things are possible," He said (Matthew 19:26). All we have to **do** [arm] is **follow Him** [foot].

Jesus may not ask you to **do** [arm] the work His disciples did. You may never **heal** [arm] the sick or restore sight to the blind. But you are Jesus' child. He has

asked you to **serve Him with all your heart** [heart]. He has promised to take care of you, to make what you can't **do** [arm] into something you can **do** [arm] for Him. Let Him help you **serve Him with all your heart** [heart] today.

Debriefing

Why do you think Jesus decided to send the disciples out on their own? (So they would learn to trust Him more; so He could help them learn from their mistakes.) **When Jesus asks you to do something for Him, what will you do?** (Trust that He will be with me and give me what I need to do it.) **Let's say today's message again:**



**JESUS GIVES ME WHAT I
NEED TO SERVE HIM.**

Bible Study

Ask: **Can you think of other Bible characters to whom God gave what they needed to serve Him?** (Accept answers.) **Here are some other ideas.** Write the texts below for all to see. Read the texts aloud together as time allows. Help the children as necessary and have them tell what God gave each person.

You Need:

- Bibles
- white/chalkboard
- markers/chalk

Exodus 4:10-12 – Moses

1 Samuel 3:10, 17 (first part)–19 – Samuel

Joshua 1:1-5 – Joshua

Judges 6:36-40 – Gideon

Matthew 1:18-21 – Mary and Joseph

Acts 9:17-19 – Saul

Debriefing

Ask: **How do these Bible stories make you feel about serving Jesus?**

(They give me courage, even when I don't feel that I can serve Him well.)

What are some things you learned by reading these verses? (Accept answers.)

What are you going to remember?

Let's answer with today's message:



**JESUS GIVES ME WHAT I
NEED TO SERVE HIM.**

Memory Verse

Write the words of the memory verse on a piece of paper. Give it to a child and ask them to stand in front of whomever they choose and say: "(Child's name), 'Freely you have received; freely give'" (Matthew 10:8). That child then takes the paper and goes to another child. Continue until each child has read the verse. (Adults assist nonreaders.)

OR

Use the sign language as noted in the margin to teach the verse.

You Need:

- paper with words of memory verse



Freely



you have



received;



freely



give.

3

Applying the Lesson

You Need:

- Bibles
- piece of paper or paper napkin

Can You Do It?

Tell your class: **Raise your hand if you think that you can fold a piece of paper (or a paper napkin) in half more than seven times.** (Wait for hands.) Ask: **Who would like to try?** (Choose a volunteer.) He/she will not be able to do it. The paper becomes too thick to fold more than seven times.*

Say: **Sometimes we think that we can't do something that Jesus asks us to do. It seems too hard. What are some of those things?** (Forgive people who are mean to us; be nice to people who are not nice; be kind to everyone all the time; share with others; get along with brothers and sisters; sit quietly in church; tell others about Jesus; etc.)

There is a "muscle verse" in the

Bible that has a special promise about how to get the strength you need to serve Him. Have a child find and read Philippians 4:13. Adults assist as needed.

Debriefing

What do you think Jesus can do to help you serve Him more? Who will give you what you need to serve Him? (Jesus) **The next time you feel as if you aren't strong enough to serve Jesus, what will you remember?** Read together Philippians 4:13, followed by today's message:



JESUS GIVES ME WHAT I NEED TO SERVE HIM.

*Adapted from Kathie Reimer, *1001 Ways to Help Your Child Walk With God* (Wheaton, Ill.: Tyndale House Publishers, Inc., 1994), p. 212.

Sharing the Lesson

Serving by Sharing

Say: **In today's lesson Jesus' disciples went two by two to show and tell others what they had learned by living with Jesus. Jesus gave them what they needed to share His love with others. And He will do the same for us as we tell others about Him.**

Think about a partner, a friend from Sabbath School who lives near you, or someone in your family. Talk with them right now and make a plan to go two by two to share Jesus' love with others this week.

If recording devices are available, divide students into pairs to plan together what they might record about Jesus supplying all our needs.

A small class could work all together. They should decide for whom they will make their recording and what it will say. They might take turns reading Philippians 4:4, 13, 19 and also share ways that Jesus supplies their needs. With an approved adult, they should make plans to send or deliver the recording and report back to the class next week.

Have adult facilitators ready to assist as needed.

If recording devices are not available, have the children make (according to their ability) and deliver a greeting card with a message similar to one they would have recorded.

Debriefing

Ask: **With whom are you going to share your message? How will sharing your message make you feel? How do you think your message will make them feel?** (Encourage discussion. Include what might happen if they get a negative reaction and how they should respond.)

Who will help you as you share your love for Jesus with others? What do you think Jesus can do to help you serve Him more? Try to find other ways this week to share Jesus, and remember . . .



JESUS GIVES ME WHAT I NEED TO SERVE HIM.

Closing

Pray for the people with whom the children will share this week.

You Need:

- recording devices (if available) or
- pencils, pens, crayons, markers
- paper for making greeting cards

Two by Two

References

Matthew 10:1-16;

Mark 6:7-13;

Luke 9:1-6;

The Desire of Ages,
pp. 349-358

Memory Verse

"Freely you have
received; freely
give" (Matthew
10:8).

The Message

Jesus gives me
what I need to
serve Him.

Have you ever been asked to do something that you didn't know how to do? How did you feel? Were you scared or nervous? A long time ago Jesus called 12 men to do something they had never done before.

Would Jesus ever ask us to do something we could not do? He asked Peter, Andrew, James, and John to leave their jobs as fishermen and follow Him. That might have seemed impossible, but they did follow Him. They left everything behind and traveled with Jesus as His special helpers.

He asked eight other disciples to follow Him too. Philip, Bartholomew, Thomas, Matthew the tax collector, Thaddeus, Judas, Simon the Zealot, and another James, the son of Alphaeus—all became Jesus' disciples.

These men followed Jesus throughout

Israel. What a wonderful time they must have had! They listened to Jesus talk about heaven. They watched Him heal the sick. Sometimes a person would run up to Jesus screaming and shaking as his eyes rolled around in his head.

"Get out of him!"

Jesus would say to the demon that controlled the person. Instantly that person would be normal again. He would say "Thank You" to Jesus, and calmly walk home.

The 12 disciples had followed Jesus for several months. Jesus decided it was time for them to help others. So He told them He was going to send them out on their own—two by two. Then He told them to do some things they had never before been able to do.

"Tell everyone you meet that a place in God's kingdom is ready for those who believe in Me," He said. Then He added, "You will heal the sick and cure people who have leprosy. You will drive out demons and raise the dead."


Raise the dead? No one can do that. Drive out demons? That's impossible! But actually, it isn't. God's power can do all kinds of miracles.

All of the disciples followed Jesus' directions that day. Are you surprised? After months of following Him, they knew Jesus could help them. They could do anything He asked of them.

They didn't pack any bags to go on their trip. They didn't take extra shoes or even a change of clothes. Jesus had told them not to worry about anything. He would give them what they needed to serve Him.

When Jesus asks us to do something, He never intends us to do it alone. He promises His support, even when it seems impossible. "With God all things are possible," He said (Matthew 19:26). All we have to do is follow Him.

Jesus may not ask you to do the special work His disciples did. You may never heal the sick or restore sight to the blind. But you are Jesus' child. He has asked you to serve Him with all your heart. He has promised to take care of you. He will make what you can't do into something you can do for Him. Let Him help you do God's work.



Daily Activities

Sabbath

- Go outdoors with your family and search for “twos.” (Two birds together on a tree; two animals together on the ground, etc.) Write or draw about the “twos” you find. Find out more about “twos” as you read your lesson together.
- Repeat the memory verse before prayer. Thank Jesus for the “twos” you saw today.

Sunday

- During family worship, read and discuss Matthew 10:1-4. How many disciples did Jesus have? Write the number here _____. Try to learn all their names by singing “There Were Twelve Disciples” (*Sing for Joy*, no. 63) often.
- Say your memory verse. Then do it in sign language (if you learned it in Sabbath School).

Monday

- Together with your family, read and discuss Matthew 10:5-8. Mark 6:7 says that Jesus sent the 12 disciples out _____ by _____. Why?
- Try this: Face a wall. Stand at arm’s length from it. Keep your feet together. Lean against the wall so that only your forehead touches it. Keep your body straight and stiff. Cross your arms in front of you. Try to stand upright. Can you do it? Now ask a family member to help you. Working together also helps you to serve Jesus better.*
- Write your memory verse. Thank Jesus that you can write.

Tuesday

- During family worship, read together Matthew 10:9-16. Name things you usually take with you on a trip. Which would the disciples have taken on their mission trip? (verses 9, 10) Why? Pray for people who are traveling today.
- Sing “There Were Twelve Disciples” (*Sing for Joy*, no. 63).
- Say your memory verse to someone. Ask Jesus to help you as you speak.

Wednesday

- Read Matthew 28:19, 20. God will help us to spread His good news wherever we go. List here three places you can spread His good news.
(1) _____, (2) _____,
(3) _____.
- Sing “Go, Tell It on the Mountain” (*Sing for Joy*, no. 83). Instead of “on the mountain,” substitute the places that you wrote above—one at a time. For example, “Go, tell it in my classroom, that Jesus Christ is born!”[†] Thank Jesus for music.

Thursday

- During worship, read and discuss Romans 12:6-8. Ask: Who gives everyone abilities to serve Him? Ask your family what their gifts are. Make a list. Ask: How are you using these gifts to serve God? Pray for God’s help for each person as they use their gifts.
- Draw a picture to tell what your memory verse means.

Friday

- Gather together for family worship with not enough chairs, not enough songbooks, not enough Bibles for everyone, etc. Does Jesus give us enough—all that we need to serve Him? How do you know? Read together Philippians 4:13, 19.
- Tell your Bible lesson story to your family. Say your memory verse together. During worship this week you shared your memory verse with sign language, writing, speaking, making music, and drawing. Jesus gave you the ability to do all this to serve Him. Thank Him for it.
- Sing “There Were Twelve Disciples” (*Sing for Joy*, no. 63). Pray that God will help all of you use your gifts for Him.

*Adapted from *Fun-to-Learn Bible Lessons: K-3* (Loveland, Colo.: Group Publishing Co., 1995), vol. 2, pp. 47, 48.

[†]*Ibid.*, p. 50.