



Community

We reveal God's love in our families.

POWER TEXT

"Each of you should give what you have decided in your heart to give, not reluctantly or under compulsion, for God loves a cheerful giver" (2 Corinthians 9:7, NIV).

KEY REFERENCES

- 2 Kings 12:1-16
- 2 Chronicles 24:1-14
- *Patriarchs and Prophets*, chap. 50, pp. 525-529
- *The Bible Story* (1994), vol. 5, pp. 115-118
- Student lessons on page 42 of this guide

OUR BELIEFS

- No. 21, Stewardship
- No. 14, Unity in the Body of Christ
- No. 12, The Church

OBJECTIVES

The students will:

- **Know** that our offerings contribute to the upkeep of our church.
- **Feel** that their contributions to the church are valuable.
- **Respond** by giving to their church.

The King's Treasure Chest



We reflect
God's love
when we give
offerings for
the care of
our church
building.

The Bible Lesson at a Glance

After he becomes king, Joash directs the repairing of the Temple of God. Jehoiada, the high priest, places a chest at the entrance of the Temple so that people can contribute money to restore the beauty of God's house. With the help of the generous contributions, the Temple is repaired.

This is a lesson about community.

We have the opportunity today to give, with our church family, for the upkeep of our church. We are responsible for the care of our church building and grounds. When all contribute, a burden isn't placed on only a few.

Teacher Enrichment

Joash's greatest accomplishment was the restoration of the Temple in Jerusalem. The Temple built by Solomon was then 140 years old and in a shabby and dilapidated condition from years of neglect and vandalism done to the house of God by Athaliah and her wicked sons (Russell H. Dilday, *1, 2 Kings*, The Communicator's Commentary, Old Testament [Waco, Tex.: Word, Inc., 1987], vol. 9, p. 371).

The three categories of revenue used by Joash for the restoration project:

1. Census money—the half shekel per year paid by each Israelite past the age of 20.
2. Assessment money—a kind of property tax based on the personal assessment of each individual.
3. The money that a man purposes in his heart to bring—freewill offerings over and above the required donations (*ibid.*).

What example am I setting by my giving? What is my motivation? What does sacrificial giving mean to me?

Welcome

Welcome students at the door and direct them to their seats. Ask them how their week has been. Encourage learners to study their Sabbath School lesson regularly, and use several minutes to debrief students on the previous week’s lesson.

Ask: **What was the most interesting part of the Bible story? What activity did you find the most helpful? Which activity was the most fun?** Invite students to share their experiences and/or the handiworks they created for Sabbath School during

the week. (The leader should be familiar with the previous lesson to be able to direct the discussion.) This is also a good time to have students recite the power text.
Have students begin the Readiness Activity of your choice. »

Program notes

LESSON SECTION	MINUTES	ACTIVITIES	MATERIALS NEEDED
Welcome	Ongoing	Greet students at the door. Ask about their week.	
1 Readiness	10-15	A. <i>What Would I Do?</i> B. <i>Building for Strength</i> C. <i>Ad Campaign</i>	Bibles, white/chalkboard, markers/chalk, paper, pencils Bibles, newspapers, construction paper, tape Bibles, posterboard, markers, guest (optional)
* Prayer & Praise	15-20	See page 37. Prayer & Praise may be used at any time during the program.	songbooks, world map, pushpins, decorated offering box
2 Bible Lesson	15-20	Introducing the Bible Story Experiencing the Story Exploring the Bible	tithe envelopes Bibles Bibles, white/chalkboard, markers/chalk
3 Applying the Lesson	10-15	Scenario	
4 Sharing the Lesson	10-15	Learn Together	paper, pencils
* Closing		A. Prayer and Closing Comment B. Reminder to Parents C. Coming Up Next Week	

LESSON 3

1

READINESS ACTIVITIES

Select the activity or activities that are most appropriate for your situation.

A


What Would I Do?

Put the following instructions on the board for the students to follow when they arrive.

“Imagine that you are now 24 years old and are living on your own. What kind of job do you have? What about your salary? Now, with that in mind, create a monthly budget for yourself, including all the things you are responsible for, such as rent, car payments, gasoline, food, heating, water, phone bill, and any other bills or expenses you would expect, and things you want to spend your money on.”

Debriefing

Ask: **How do you feel after making this list? What surprised you about this list? How much did you include in your budget for helping with the expenses of your church?**
Say: **Now think about your church. What responsibilities does the church have to take care of?** (heat, light, water, Sabbath School material, etc.) **Who is responsible for those expenses?** (every member, the entire family of God) **What responsibilities do we have toward the church? Let’s say together the power text, 2 Corinthians 9:7:**
“Each of you should give what you have decided in your heart to give, not reluctantly or under compulsion, for God loves a cheerful giver” (2 Corinthians 9:7, NIV).

The needs of God’s family and God’s house are taken care of through our cheerful offerings. As our power point reminds us:
 **We reflect God’s love when we give offerings for the care of our church building.**

Accommodations for students with special needs
Allow students with special needs who experience difficulty with this activity to work with a partner who can help them.

YOU NEED:

- ☐ white/chalkboard
- ☐ markers/chalk
- ☐ paper
- ☐ pencils

B

Building for Strength


Form groups of no more than five. Distribute the supplies. Say: **Using only the supplies you’ve been given, you’re to build a sturdy, freestanding building or other structure. Begin.**

When groups are finished, praise the students for their creativity and artistic flair. Ask: **As you were building your structures, why was it important to work well together with your team members? How did sharing your materials help you work faster and more efficiently to finish your project? Say: Let’s read about someone else who built something. Find Luke 12:13-21.** Read the passage aloud to them as they follow.

Ask: **How does the activity you completed help you understand the story of the man who did not share his resources with others? Whom was this man thinking about? How was he reflecting God’s love? How could he have reflected the love of God? Say: What was the man in the parable taking into consideration as he built?**

Debriefing

Ask: **What did you learn from the parable of the rich man about greediness? How could you share God’s blessings with those who may need your help? Give some concrete examples. Let’s say together the power text, 2 Corinthians 9:7:**
“Each of you should give what you have decided in your heart to give, not reluctantly or under compulsion, for God loves a cheerful giver” (2 Corinthians 9:7, NIV).

The needs of God’s family and God’s house are taken care of through our cheerful offerings. As our power point reminds us:
 **We reflect God’s love when we give offerings for the care of our church building.**

YOU NEED:

- ☐ Bible
- ☐ newspapers
- ☐ construction paper
- ☐ tape

(Adapted from *Pick & Choose: Programs for Youth Ministry* [Loveland, Colo.: Group Publishing, 1993], Active Discussion Starters, Card 18.)



Ad Campaign

Brainstorm with your students the various financial needs of your church.

You may want to ask the church treasurer to come and explain the monthly (or annual) financial needs in order to keep your church running and available for the members to worship in.

Say: **Pretend you have been commissioned as the artist/designer for an advertisement campaign. The purpose of the campaign is to help church members realize the needs of their church and to understand the importance of their contribution. Let's say together the power text, 2 Corinthians 9:7:**

"Each of you should give what you have decided in your heart to give, not reluctantly or under compulsion, for God loves a cheerful giver" (2 Corinthians 9:7).

This verse will guide your thoughts as you prepare your poster. Remember:

 ***We reflect God's love when we give offerings for the care of our church building.***

After you have discussed their creations with the students, arrange to display their work for all the church members to learn from and enjoy.

Debriefing

Ask: **What did you learn while trying to get information to others? How did it influence you? What is your part in helping to maintain our church? As our power point reminds us:**

 ***We reflect God's love when we give offerings for the care of our church building.***

Accommodations for students with special needs

Allow students with special needs who experience difficulty with this activity to work with a partner who can help them.

YOU NEED:

- ☐ markers
- ☐ guest (optional)
- ☐ posterboard



Prayer & Praise

Fellowship

Report the students' joys and sorrows (pleased and troubled) as reported to you at the door (as appropriate). If they have given you permission, share one or two special items from students' Bible study during the week. Acknowledge any birthdays, special events, or achievements. Give a special, warm greeting to all visitors. Close with a prayer that God will show everyone in your Sabbath School, adults and students alike, a way that He would have them "stand still" in their lives and allow Him to win victories for them.

Suggested Songs

"We Are an Offering" (*He Is Our Song*, no. 136)

"Oh, Fill It Up" (*He Is Our Song*, no. 135)

"Wonderful Lord" (*He Is Our Song*, no. 47)

"Let Us Come Together" (*He Is Our Song*, no. 16)

YOU NEED:

- ☐ world map
- ☐ pushpins

Mission

Use Adventist *Mission* for youth and adults (go to www.juniorpowerpoints.org and click on MISSION) or another mission report available to you. Using a world map, have the students identify and mark with pushpins the location where the mission story is taking place.

YOU NEED:

- ☐ decorated box

Offering

Continue to use the decorated offering box for the rest of the month.

Say: **One way of reflecting God's love to our church family is by financially supporting it. With all members working together no one person carries the burden.**

Prayer

Before prayer, have students list their blessings and then discuss briefly how they practice good stewardship (the careful and responsible management of something entrusted to one's care) of those blessings. Ask for God to guide them into a greater understanding of stewardship. Close by praying for the students' joys and sorrows, for the birthday and other special event celebrants, as well as for the visitors.

2

BIBLE LESSON

■ YOU NEED: ☐ tithe envelopes

Introducing the Bible Story

Give each class member a tithe envelope to examine closely. Ask: **What is the difference between tithe and an offering? On what should a person base their return of tithes and offerings? In today's story, when the people were faithful in giving and the priests were faithful in careful management of what was given, there was more than enough money to take care of the Temple—the house of God.**

■ YOU NEED: ☐ Bibles

Experiencing the Story

Have the students take turns reading aloud verses from 2 Kings 12:1-16. Review with the class the projects for the Thirteenth Sabbath Offering this quarter and show how our offering contributes to the expansion of God's work in other countries.

OR
Have the students take turns reading aloud verses from 2 Kings 12:1-16. Ask the pastor to come in and share how the tithes and offerings are divided up and used. Allow time for questions or ask: **Does God need our money? Why does He ask us to give? What may happen if we don't give?**

Exploring the Bible

Write the following texts on the board and divide the students into eight groups. Ask each group to find one set of texts and tell how tithe was returned by those who did not deal with money:

1. Genesis 4:3, 4 (Cain and Abel's fruit and sheep offering)
2. Leviticus 1:14 (dove or young pigeon)
3. Leviticus 2:1 (grain/fine flour with oil and incense on it)
4. Numbers 6:14 (lamb without defect)
5. Nehemiah 10:34 (wood)
6. Nehemiah 13:5 (grain, new wine, and oil)
7. Luke 11:42 (mint, rue, and all other kinds of garden herbs)
8. Matthew 23:23 (spices—mint, dill, and cumin)

Ask: **What do these texts tell you about the ownership of goods? Now let's look closer at Luke 11:42 and Matthew 23:23. What does Jesus say is just as important as returning tithe?** Justice, mercy, faithfulness, and the love of God. **Let's say together the power text, 2 Corinthians 9:7:**

"Each of you should give what you have decided in your heart to give, not reluctantly or under compulsion, for God loves a cheerful giver" (2 Corinthians 9:7, NIV).

The power point reminds us that

 ***We reflect God's love when we give offerings for the care of our church building.***

Accommodations for students with special needs

You may wish to prepare in advance handouts with the Bible references if you have learners with visual impairments or with other special needs who may benefit.

YOU NEED:

- ☐ Bibles
- ☐ white/chalkboard
- ☐ markers/chalk

Scenario

Read the following scenario aloud to your students:

Keba has been given an inheritance from her grandmother, who just died. Three fourths of it will be placed in trust for when she is in college. Keba has a lot of ideas of what to do with the other fourth. She wants to help her church with their food bank program for the homeless. She is really interested in the projects that the Thirteenth Sabbath Overflow Offering is going to. She needs some new clothes, etc.

Debriefing

Ask: **What advice would you give her?** (Encourage students to seek advice, to learn to budget, to ask God for wisdom. Refer to Proverbs 3:5, 6, and 9.) **How would you help her plan what to do with the money? Let's remember what our power point teaches:**

 ***We reflect God's love when we give offerings for the care of our church building.***

LESSON 3

4

SHARING THE LESSON

YOU NEED:

- ☐ paper
- ☐ pencils


Learn Together

Have students share what they do to support the church through offerings. Ask: **What are ways you give to the church and its mission around the world? What are some of the church projects you could start supporting with your money, time, and talents?**

Give each student a piece of paper and a pencil. Say: **Take a moment and write down all the ways you can think of in which you can reflect God's love by giving to your church, including time, talents, and money. Think of at least four specific ways.**

Debriefing

Say: **Now write down what you can do to start giving to your church, and providing for its needs. Keep this with you to remind you of your commitment. Let's repeat once again our power point:**

 ***We reflect God's love when we give offerings for the care of our church building.***



Closing

Prayer and closing comments:

Say: **Dear God, thank You for all the blessings You give us. We know that everything is Yours and You are so generous with us. Help us to give freely back to You what You ask of us and more. Amen.**

Reminder to parents:

Say: **Check out the student Bible study guide to find Parents' Pages for your use in family worship, or however you wish to use them to spiritually guide your children. You may listen to the podcast of the lesson online at www.juniorpowerpoints.org/podcast.php?channel=1.**

Coming up next week:

Say: **Hezekiah reestablishes the worship of God. We worship together and reflect His love.**

Notes

LESSON 3

Student lesson

The King's Treasure Chest

You may have heard many offering appeals and pleas for more money to support the church budget. Well, this Bible story is about an offering appeal. The building of the Temple was in a state of utter disrepair. How did this congregation respond?

Close your eyes and imagine you are a guard in the king's marble palace. Wandering down the halls of the palace, you see a little boy in his daddy's royal robes: cool, flowing purple satin with white mink cuffs that hang down nearly to the boy's knees. His gold crown sits crookedly on his head. This was his father's too. And yet he is king, so no one dares laugh at him. Beside him walks his uncle Jehoiada, the high priest of the Temple. Jehoiada is like a father to King Joash, and you can sense their closeness in the clasp of their hands as they come toward the empty throne, where just yesterday the boy sat for the very first time.

They have come from the famous Jerusalem Temple, which sits next door. It is impressive, even in comparison with the palace. But it is in serious disrepair. The paint is chipped, the stones cracked, the red carpets threadbare.

Little King Joash struggles to get up onto the bench of the golden throne, but finally, with the help of his uncle Jehoiada, he settles in, his short legs dangling in front of him, feet crossed at the ankles.

So this is the new king! Fortunately, his uncle is his closest advisor and will be there to explain as much of the royal business as possible, guiding him in his decisions. You feel certain that because of the high priest's influence, the worship of God will always come first.

* * *

It is 23 years later. You are an older guard now. The handsome young man who makes his way to the throne for business is tall and fits his royal robes. He has called together the priests and Levites for a special meeting. The topic for today is the Temple. "Why aren't you repairing the damage done to the temple?" King Joash asks. "Take no more money from your treasurers, but hand it over for repairing the temple" (2 Kings 12:7, NIV). He has recently realized that the Temple tax the priests collect isn't being used for Temple upkeep. The Temple is in such disrepair that it is an embarrassment to everyone who comes there.

Joash becomes impatient and asks his uncle Jehoiada, who remains his closest aide, to help him. He wants Temple offerings collected in a special offering chest, and he wants workmen hired to make the necessary repairs.

A large wooden trunk is brought to the entrance of the formerly majestic, marble Temple, and placed right behind a particularly run-down spot. The marble is scuffed and worn with bowl-shaped indentations, from millions of

feet scuffing sand across the surface, wearing the stone away. A priest bends over the trunk to inspect it with a nod. He runs his hand across a hole big enough for shekels of silver and jewelry to be put into it. The trunk will hold whatever gifts the people may bring to help restore the Temple to its original luster.

To everyone's delight, the offerings and gifts begin to stream in. Everyone is excited about restoring the Temple! At the end of every day, the Levites bring the trunk into the Temple to empty it and count the money under the supervision of the king's secretary. The next morning it is hauled back to its spot at the entrance. It doesn't take long to collect a large sum of money.

At last work begins on the long-neglected Temple. Masons, stone-cutters, carpenters, and bronze and iron workers are hired. When the Temple is beautiful once more, there is still money enough to replace the silver and gold bowls and other items that Joash's wicked grandmother stole for her worship of Baal. The marble gleams milk-white again, with no green streaks. The brand-new golden candlesticks reflect the candlelight in a warm glow. The Temple is reopened, and Temple services resume. Everyone comes to see how their offerings have been invested. They are content and grateful that they have had a part in taking care of the Temple of God.

KEY REFERENCES



- 2 Kings 12:1-16; 2 Chronicles 24:1-14
- *Patriarchs and Prophets*, chap. 50, pp. 525-529
- *The Bible Story* (1994), vol. 5, pp. 115-118
- *Our Beliefs*, nos. 21, 14, 12

POWER TEXT

"Each of you should give what you have decided in your heart to give, not reluctantly or under compulsion, for God loves a cheerful giver" (2 Corinthians 9:7, NIV).

POWER POINT

We reflect God's love when we give offerings for the care of our church building.



Sabbath

DO Do the activity on page 32.

Sunday

READ Read 2 Kings 12:1-8 and this week's story, "The King's Treasure Chest."

LEARN Begin to memorize the power text, found in 2 Corinthians 9:7.

SING Sing your favorite giving song.

PRAY Pray for opportunities to give offerings to God.

Monday

READ Read 2 Kings 12:9-12.

REVIEW Review the power text.

MAKE Look for a small can, cup, or box that you can keep in your room as a special container for your tithe and offerings before you take them to church. Decorate your special container to make it look as nice as you can.

PLEDGE Make a pledge to put any spare change or any found money in your special offering container.

PRAY Offer your special container to God for Him to bless and multiply its contents.

Tuesday

READ Read 2 Kings 12:13-16.

THINK How was the money collected for the Temple used?

DISCUSS Ask an adult about the principles of tithing. Also consider different tithing practices. People in some cultures don't always carry out their trade in money or currency. If someone earned a living only through farming or fishing, how should that person return a tithe?

REVIEW Review the power text.

PRAY Ask God for wisdom on tithing in your life.

Wednesday

READ Read 2 Corinthians 8:7, 8.

THINK In your own words, explain what the above texts say about tithes and offerings.

REVIEW Review the power text.

PRAY Ask God to help you have a generous spirit in giving.

Thursday

READ Read Malachi 3:10.

TALK Ask a family member or an adult leader at your church to explain to you the meaning of the word "food" in the verse.

MAKE You have read some scriptural passages this week about returning a tithe to God. Using art supplies such as clay, plaster, papier-mâché, make an object that for you best symbolizes the blessings that God promises for returning your tithe to Him.

REVIEW Review the power text.

PRAY Ask God to help you be generous in your giving of tithes and trust His promise found in Malachi 3:10.

Friday

READ Read Deuteronomy 15:10.

ACT At family worship, act out the Bible story found in 2 Kings 12:1-15.

REPEAT Say the power text from memory.

THINK Think about an object lesson from nature that would serve as a good illustration for the importance of returning tithes and offerings to God. Write a short psalm or poem that describes this object lesson.

PRAY Thank God for the abundance of blessings in your life. Ask Him for a generous spirit for the giving of tithes and offerings so that you may support your church family and God's children around the world.